

GOVERNOR RICK SCOTT'S 2017-2018 BUDGET
Fighting for Florida's Future

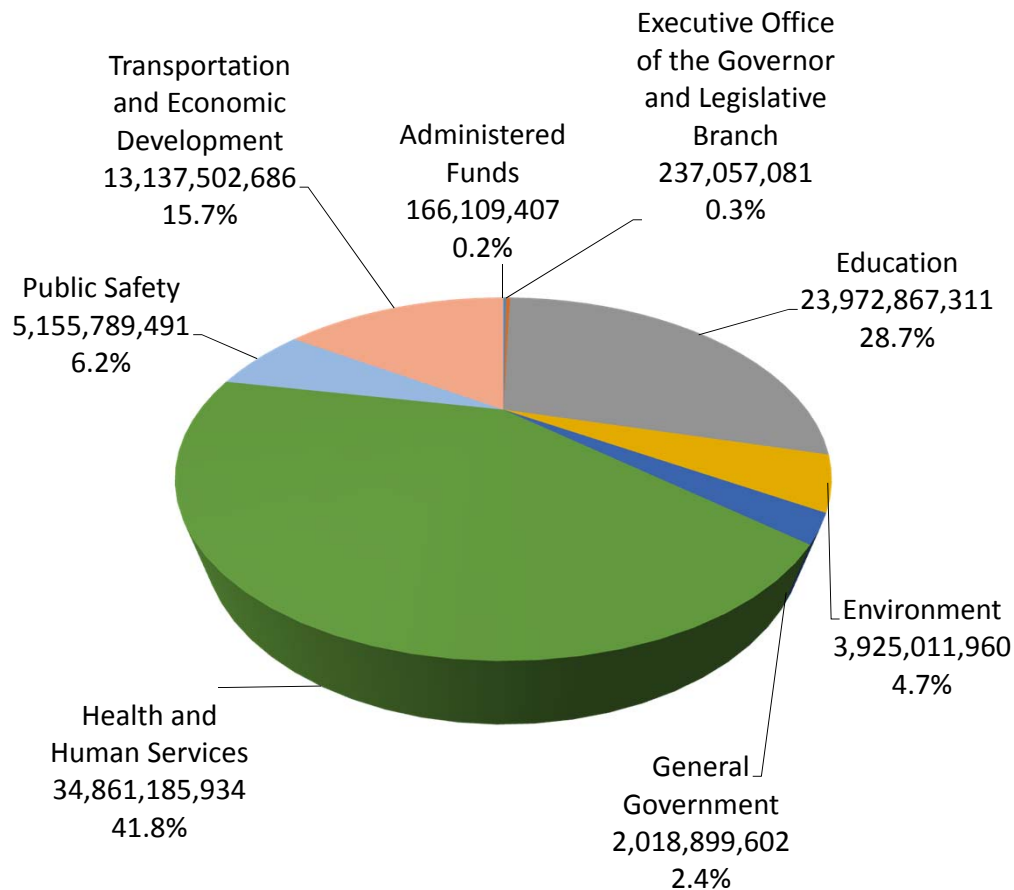


Education
Budget
Recommendations

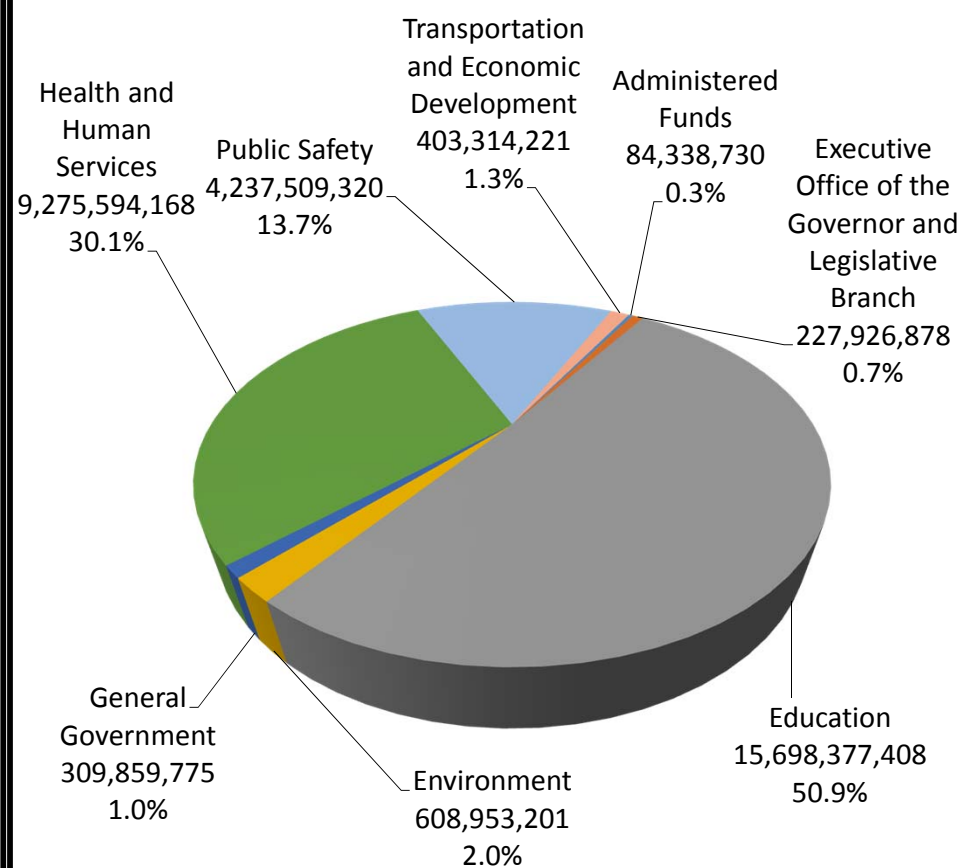
GOVERNOR RICK SCOTT'S 2017-2018 BUDGET

Fighting for Florida's Future

Total Budget \$83.5 Billion



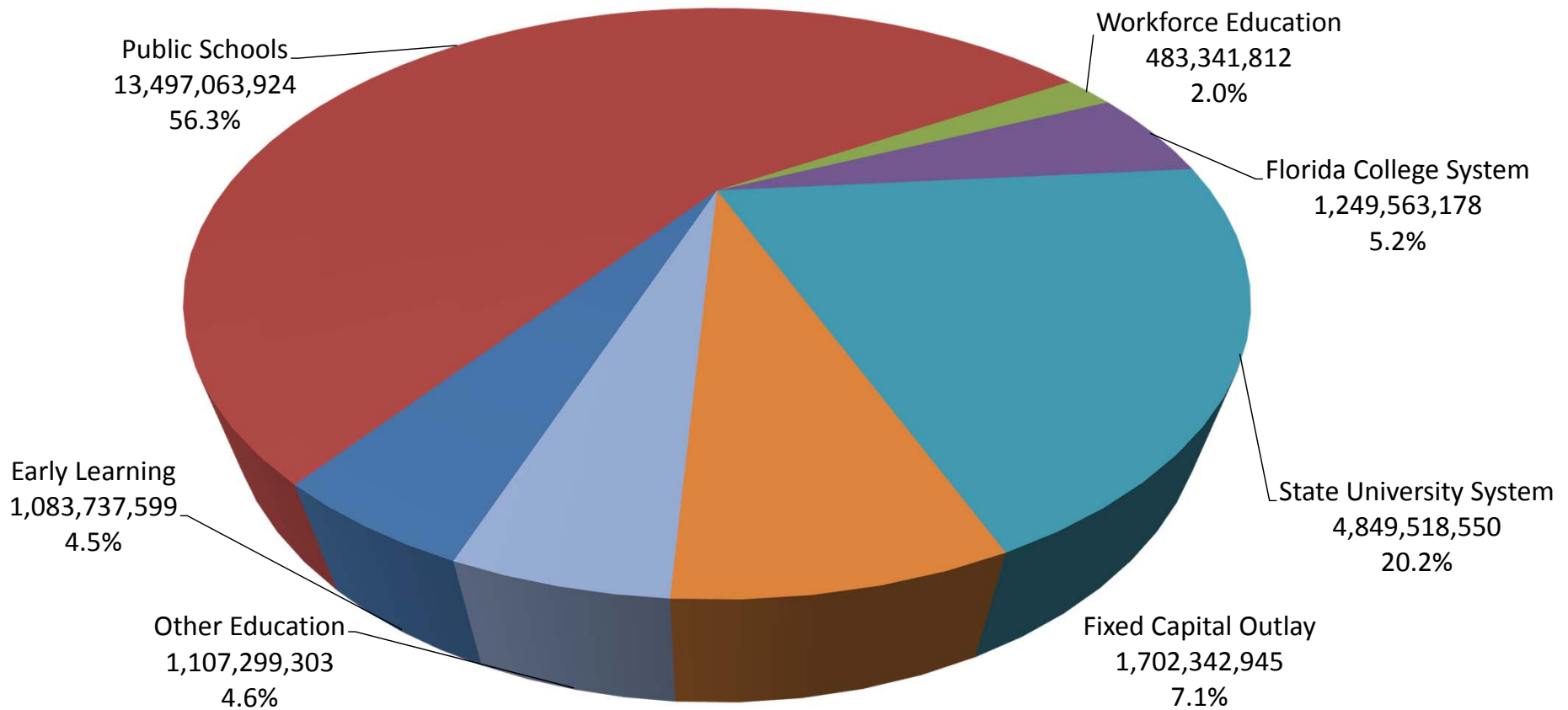
General Revenue \$30.8 Billion



GOVERNOR RICK SCOTT'S 2017-2018 BUDGET

Fighting for Florida's Future

Total Governor's Recommended 2017-2018 Budget by Major Funding Area - \$23.9 Billion



GOVERNOR RICK SCOTT'S 2017-2018 BUDGET

Fighting for Florida's Future



FLORENDA COLLEGE SYSTEM

GOVERNOR RICK SCOTT'S 2017-2018 BUDGET
Fighting for Florida's Future



FIGHTING for Florida's Students

Historic Level of Funding	Funding Amount
Florida College System – Total Funding	\$2.05 billion
• Florida College System – State Funding	\$1.25 billion

GOVERNOR RICK SCOTT'S 2017-2018 BUDGET
Fighting for Florida's Future



FIGHTING for Florida's Students

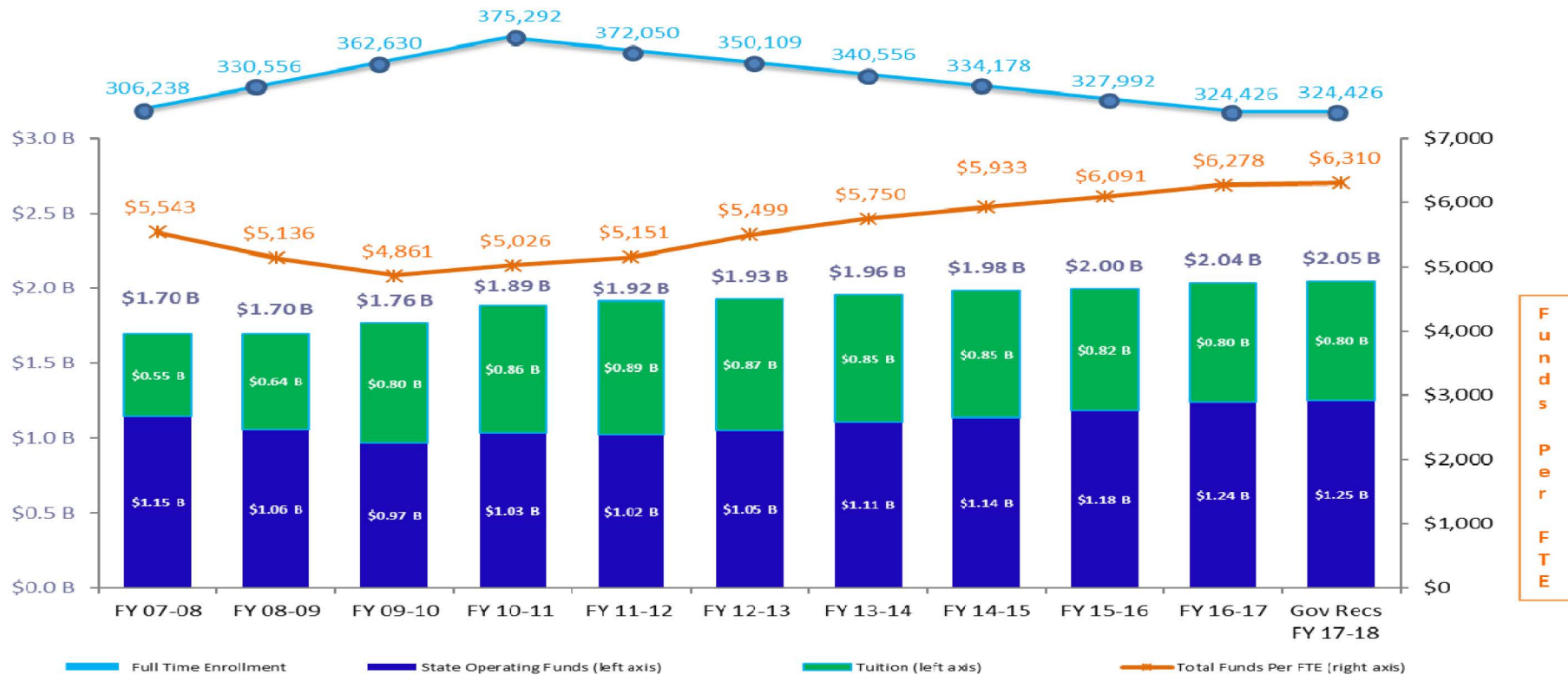
Major Issues Funded	Funding Amount
Performance Funding for Colleges	\$100 million
Performance Funding for Universities	\$600 million
Performance Funding for Workforce Programs	\$4.5 million
Performance Incentives for Colleges	\$10 million

The Governor's budget **DOES NOT** recommend a tuition increase for State Universities, State Colleges, and School District Workforce Programs, and freezes all fees at our State Universities and State Colleges.

GOVERNOR RICK SCOTT'S 2017-2018 BUDGET

Fighting for Florida's Future

Ten Year History of Florida College System Operating Funding and Student Enrollment



Note: Amounts reflect appropriations for Community College Program Fund/Florida College System Program Fund (CCPF/FCSPF) (all years), upper-level categorical appropriations (2007-08 through 2009-10) and Performance-Based Incentives (through 2008-09, 2013-14 through 2017-18). State funds include General Revenue and Educational Enhancement Trust Fund. Tuition includes out-of-state fee and technology fees. Tuition amounts for 2016-17 through 2017-18 are estimated based on 2016-17 FTE-1A. Totals may not add due to rounding. The FY 16-17 student enrollment data is the projected enrollment based on the December 8, 2016 Florida College System Enrollment Estimating Conference; FY 17-18 enrollment data is not yet available, but a preliminary estimate will be presented at the next enrollment estimating conference.

Florida College System Highlights

- **Performance Funding** – Provides \$100 million total
- **Summer Dual Enrollment** – \$5.6 million for students dual enrolled in the Summer term
- **Performance Incentives** – Maintains \$10 million to colleges for students earning high-demand industry certifications

Student Financial Aid Highlights

- **Bright Futures Scholarships** – Fully funds at \$217.3 million based on latest estimating conference
- **Florida Academic Scholars** - \$12.9 million to increase the per credit award amount for the top scholars by 10%
- **Summer Bright Futures** – Provides \$34.7 million to provide Bright Futures funding for credit hours taken during the summer term

GOVERNOR RICK SCOTT'S 2017-2018 BUDGET

Fighting for Florida's Future

K-12 PUBLIC SCHOOLS

GOVERNOR RICK SCOTT'S 2017-2018 BUDGET
Fighting for Florida's Future

FIGHTING for Florida's Students

Historic Level of Funding	Funding Amount
K-12 Public Schools – Total Funding	\$20.99 billion
•K-12 Public Schools – State Funding	\$11.55 billion
•K-12 Public Schools – Per-Student Funding	\$7,421

Since Governor Scott took office, state funding for Florida's K-12 public schools has **increased by \$2.8 billion or 32.6 percent**, from a total of \$8.7 billion in Fiscal Year 2011-2012 to \$11.6 billion in the 2017-2018 Fighting for Florida's Future Budget. During this same time period, the total contribution to the FEFP has risen at a slower pace, increasing by \$1.6 billion or 19.9 percent.

GOVERNOR RICK SCOTT'S 2017-2018 BUDGET

Fighting for Florida's Future

Historic Total, State, & Per Student K-12 Public School Funding and Student Enrollment



GOVERNOR RICK SCOTT'S 2017-2018 BUDGET
Fighting for Florida's Future



K-12 Public Schools/FEFP Highlights

- **Maintains required local millage tax rate at 4.638**
- **Historic Per FTE funding - \$7,421**
- **Highlights include:**
 - **Enrollment Growth** - \$203.1 million to fund the new student growth of 28,193
 - **Safe Schools** - \$74.5 million, an increase of \$10 million, in funding for school safety initiatives, \$250,000 minimum per school district
 - **Sparsity** - \$57.4 million, an increase of \$4.6 million, in funding for the Sparsity Supplement which provides funding to assist rural districts with sparse student populations
 - **Digital Classrooms** - \$80 million in funding
 - **Florida Retirement System** - \$54.1 million in funding to cover the increased costs and unfunded liability for the school district employees that are members of the FRS
 - **Transportation** - \$454.5 million, an increase of \$19.3 million, in funding
 - **Exceptional Student Education Allocation** - \$1.1 billion, an increase of \$48.9 million, in funding for supplemental services for gifted students and students with disabilities

K-12 Public Schools/Non-FEFP Highlights Fighting for Florida's Teachers

- **\$15 million to eliminate initial teacher certification and renewal certification fees** – this will save the aspiring teachers approximately \$555 on their initial certification and each of Florida's employed public school teachers \$75 for their certification renewal.
- **\$43 million for Teacher Recruitment and Retention**
 - \$10 million for a one-time hiring bonus for Florida's teachers testing in the top 10% of the Subject Area Examination in the subject they are teaching during the 2017-2018 school year
 - \$5 million to increase the diversity of the teachers in critical shortage and high need areas
 - \$5.9 million to recruit Bright Futures Scholars that major in Education and commit to 4 years of teaching following graduation in the rural district from which they graduated high school
 - \$16 million for districts to implement targeted recruitment and retention initiatives that meet the districts' needs
 - \$6.1 million to reward great teachers in low performing schools
- **\$8.5 million for professional development initiatives**