

Strategic Plan 2015-2020

State Board of Education Update

August 15, 2018



Presentation Topics

- Overview of statutory goals and SBOE-adopted metrics
- Updates to selected metrics
- Updates to STEM metrics
- Updates on national benchmarks
- Next steps

Goals of the Florida Education System

Section 1008.31, Florida Statutes

1. Highest student achievement, as indicated by evidence of student learning gains at all levels.
2. Seamless articulation and maximum access, as measured by evidence of progression, readiness, and access by targeted groups of students identified by the Commissioner of Education.
3. Skilled workforce and economic development, as measured by evidence of employment and earnings.
4. Quality efficient services, as measured by evidence of return on investment.

Overview

- Goal 1 – Highest Student Achievement
 - Student Achievement on Florida Assessments
 - Continued Growth on Florida Assessments
 - Closing the Achievement Gap
 - High School Graduation Rate
 - High School Graduation Rate Plus (Acceleration)
 - Reducing the Percent of Low-Performing Schools
 - Postsecondary Completion Rate
- Goal 2 – Seamless Articulation and Maximum Access
 - Postsecondary Continuation Rate
 - Associate Degree Articulation Rate
 - Access to High-Quality K-12 Educational Options
- Goal 3 – Skilled Workforce and Economic Development
 - Postsecondary Employment Rate
 - Initial Wages
- Goal 4 – Quality Efficient Services

Strategic Plan

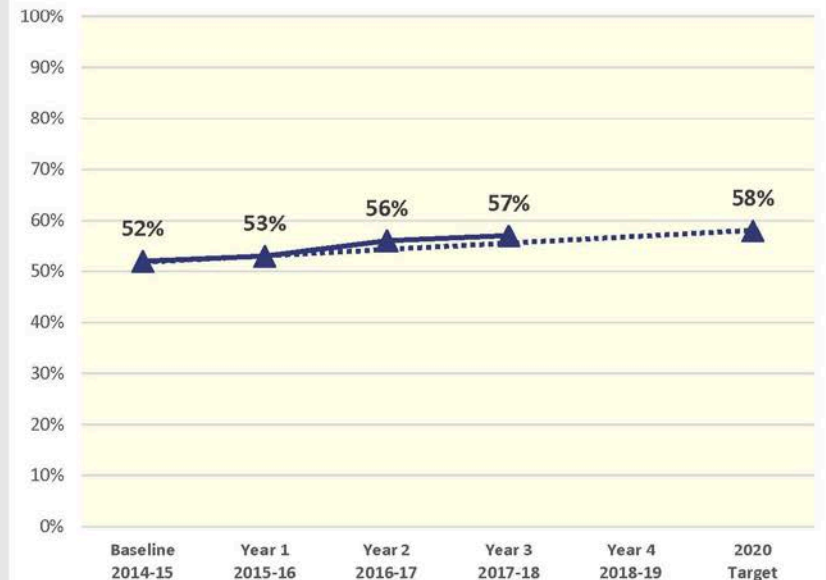
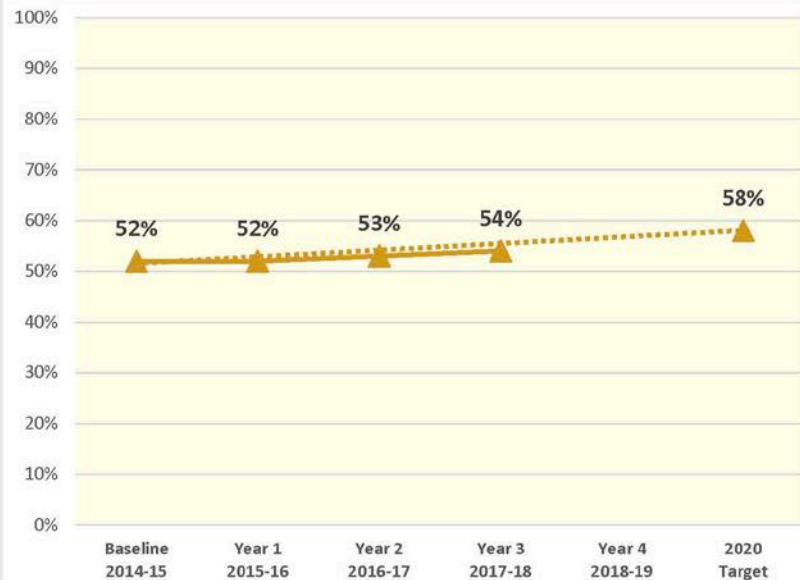
Goal 1: Highest Student Achievement

Metric 1: Student Achievement on Florida Assessments

Percent of students achieving grade-level or above performance

English Language Arts

Mathematics



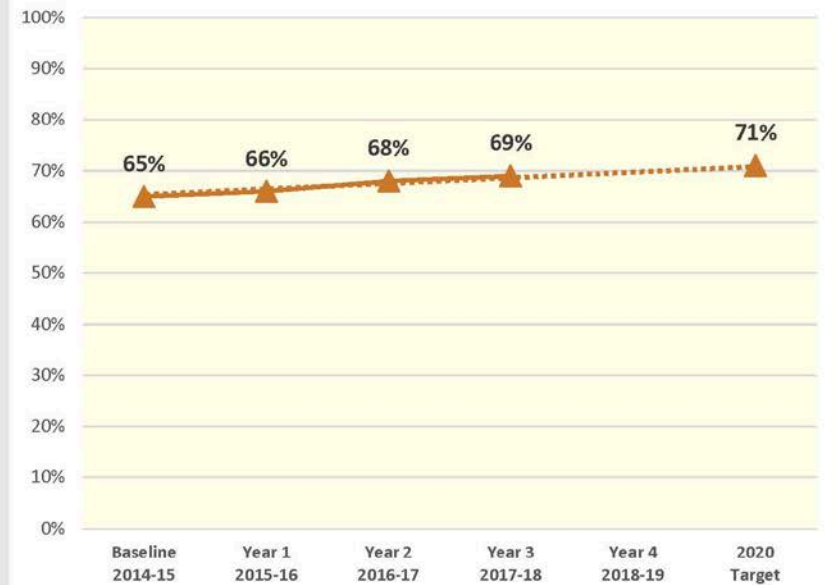
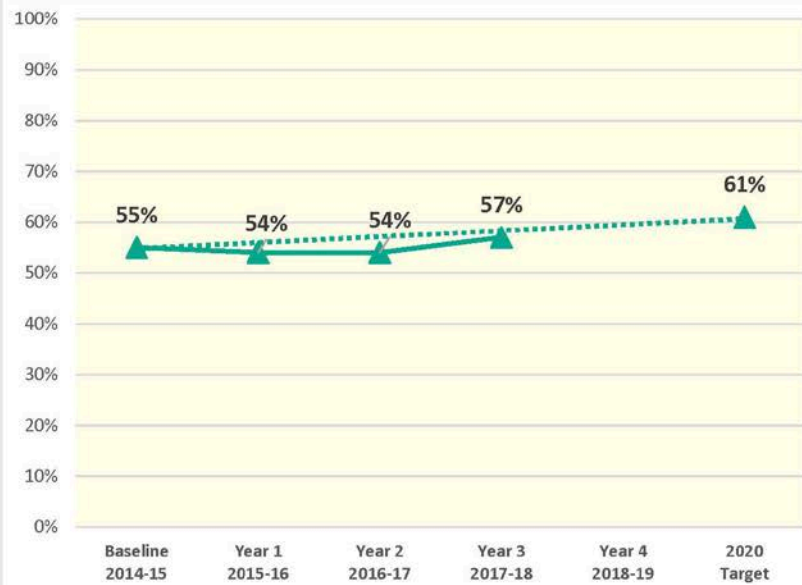
Goal 1: Highest Student Achievement

Metric 1: Student Achievement on Florida Assessments

Percent of students achieving grade-level or above performance

Science

Social Studies



Achievement Gap Summary

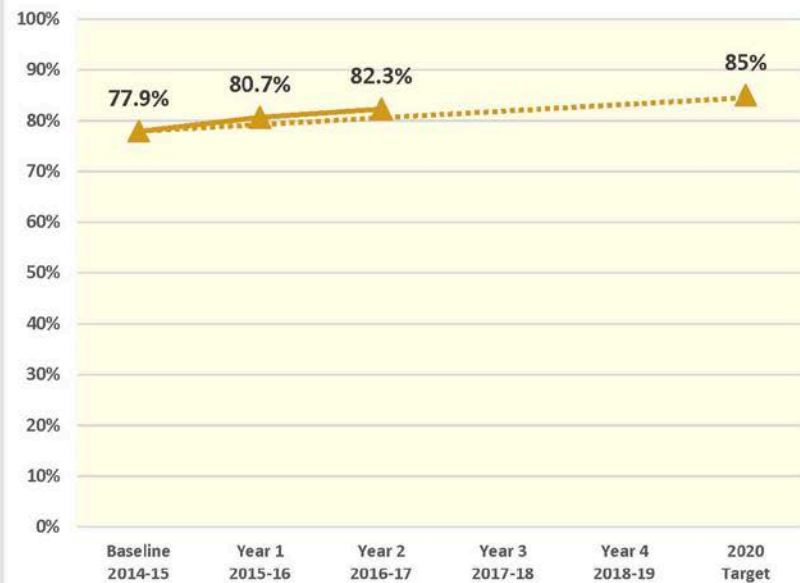
2016-17 to 2017-18

	Gap Between White and African American	Gap Between White and Hispanic	Gap for Students who are Economically Disadvantaged	Gap for Students with Disabilities	Gap for English Language Learners
English Language Arts	Decreased	Decreased	Same	Same	Decreased
Math	Increased	Same	Same	Increased	Increased
Science	Same	Same	Same	Increased	Same
Social Studies	Decreased	Decreased	Same	Same	Decreased

Goal 1: Highest Student Achievement

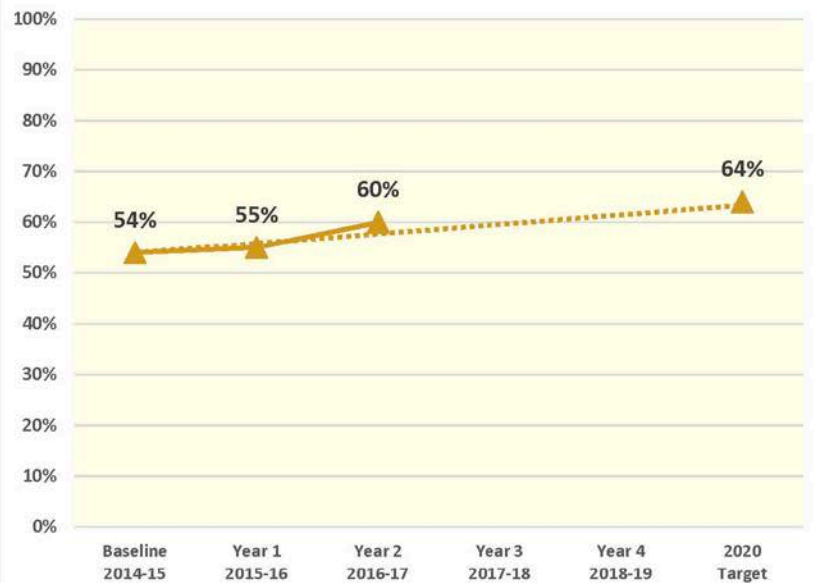
Metric 4: High School Graduation Rate

Percent of students graduating with a standard diploma



Metric 5: High School Graduation Rate Plus

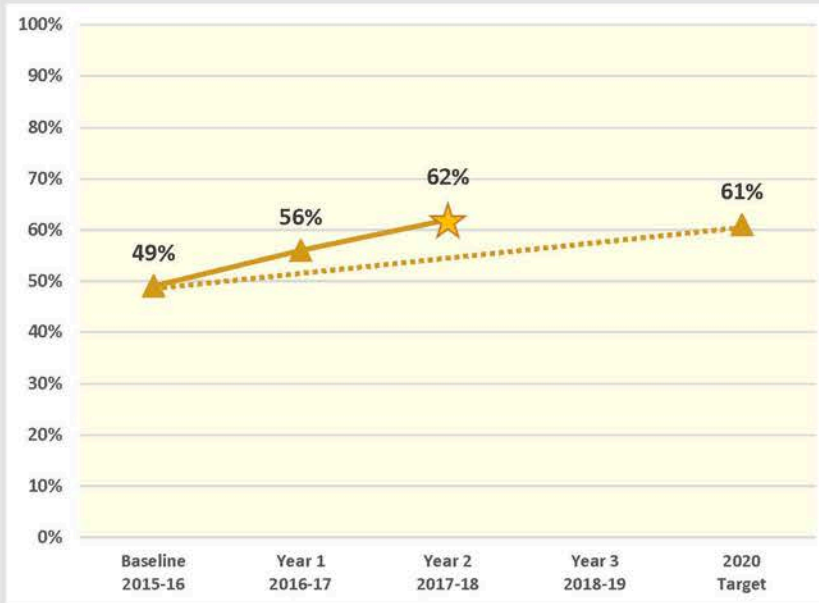
Percent of graduates who completed one or more accelerated courses or certifications



Goal 2: Seamless Articulation and Maximum Access

Metric 3: Access to High-Quality K-12 Education Options

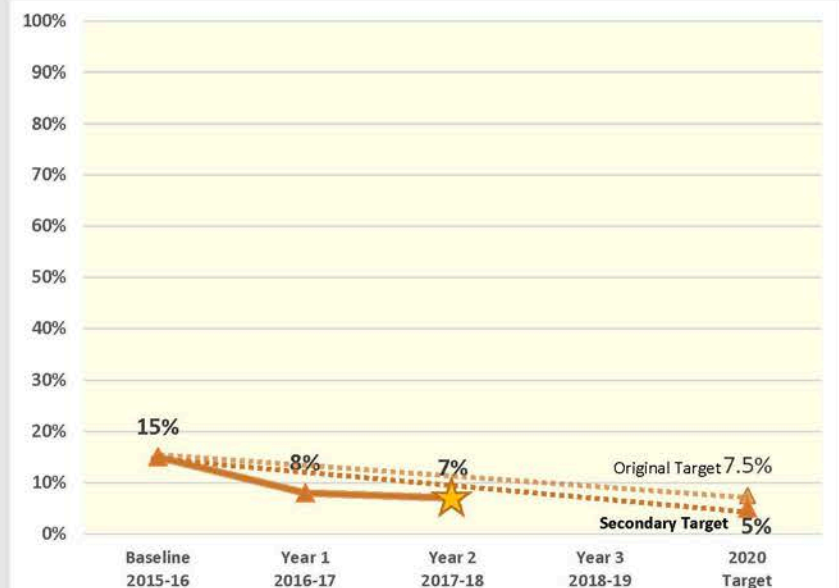
Percent of K-12 students enrolled in A and B schools



Goal 1: Highest Student Achievement

Metric 6: Reduction in Percent of Low-Performing Schools

Percent of D and F schools



Goal 1: Highest Student Achievement

Metric 7: Postsecondary Completion Rate

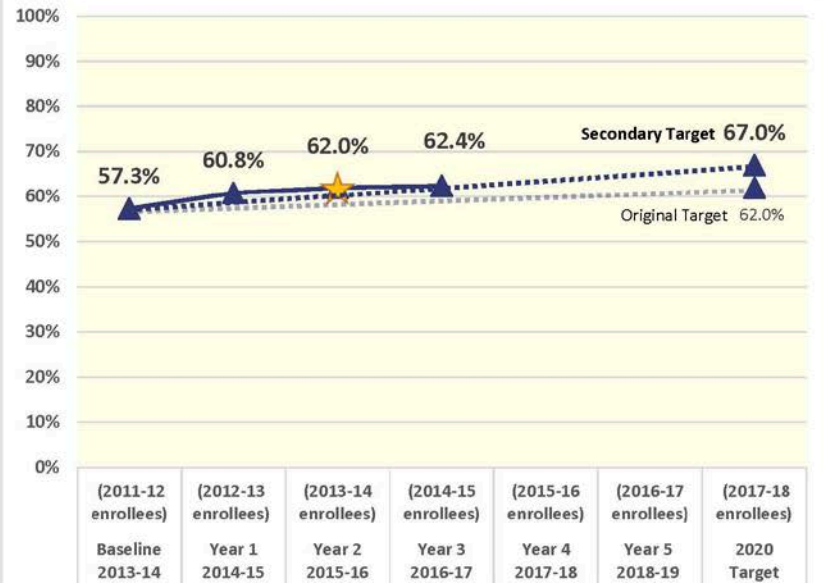
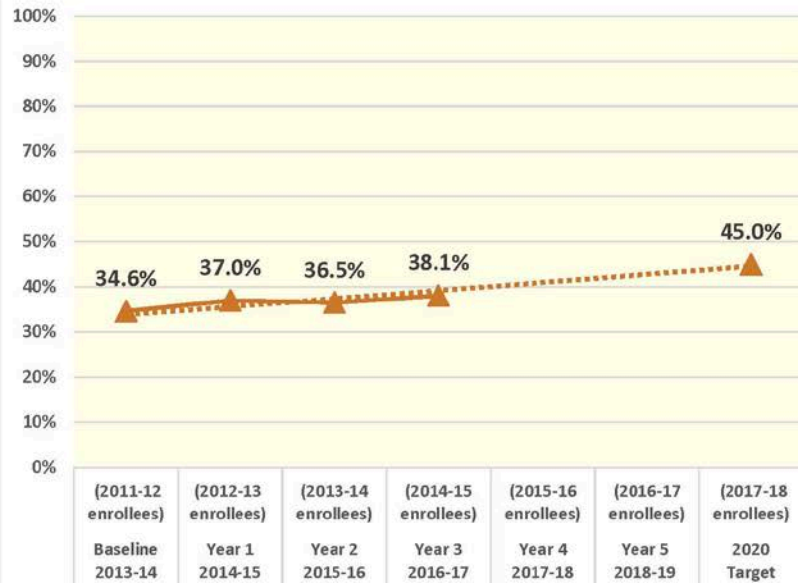
Percent of students completing a postsecondary degree or certificate at 150% of program time

Florida College System

Certificates and Associate Degrees

District Postsecondary

Certificates

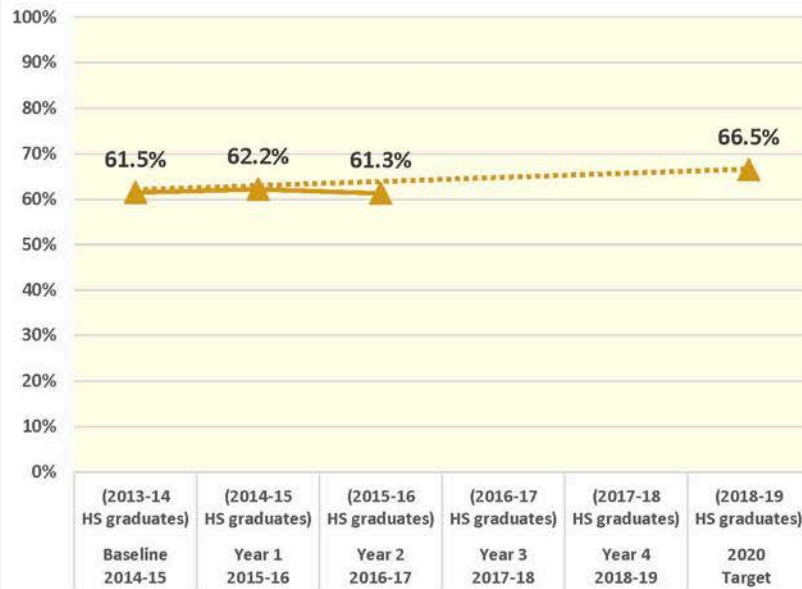




Goal 2: Seamless Articulation and Maximum Access

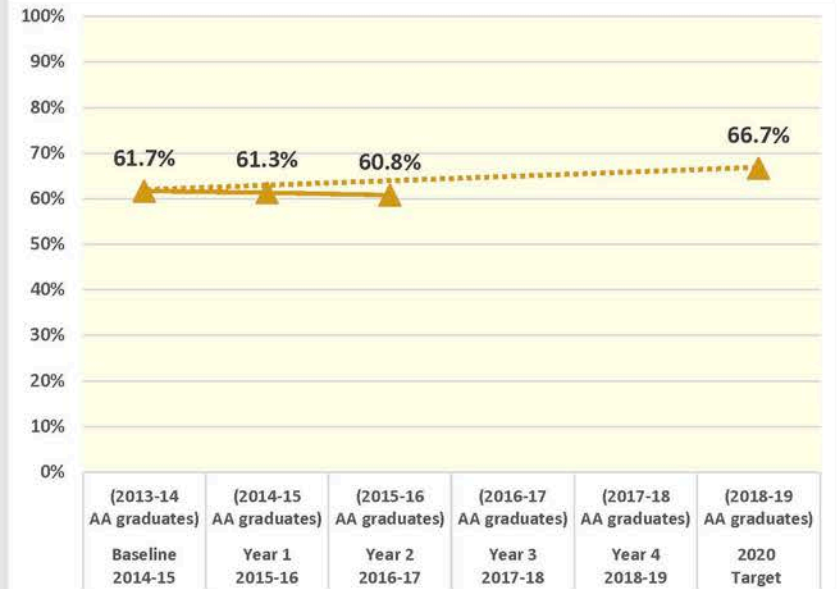
Metric 1: Postsecondary Continuation Rate

Percent of high school graduates who enroll in postsecondary education



Metric 2: Associate Degree Articulation Rate

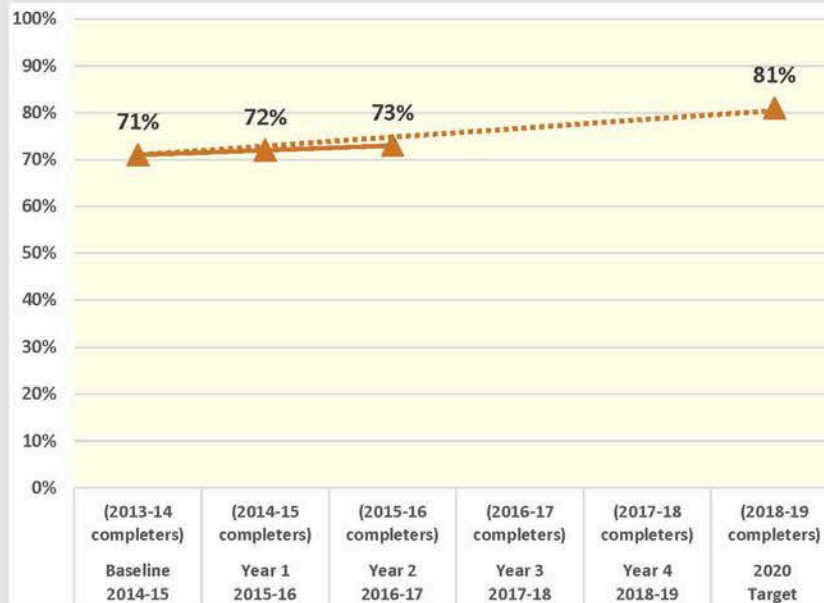
Percent of students earning an Associate of Arts (AA) degree who transfer into the next postsecondary level



Goal 3: Skilled Workforce and Economic Development

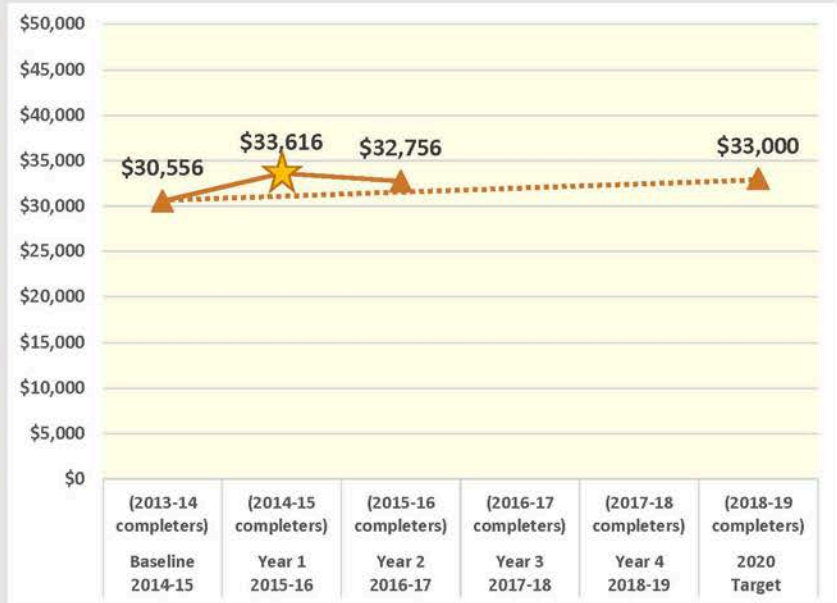
Metric 1: Postsecondary Employment Rate

Percent of program completers from these sectors who are in employment:
Florida College System, District Postsecondary, Vocational Rehabilitation, and
Blind Services



Metric 2: Initial Wages

Annual average initial wages earned by program completers from these sectors
combined over time: Florida College System, District Postsecondary, Vocational
Rehabilitation, and Blind Services

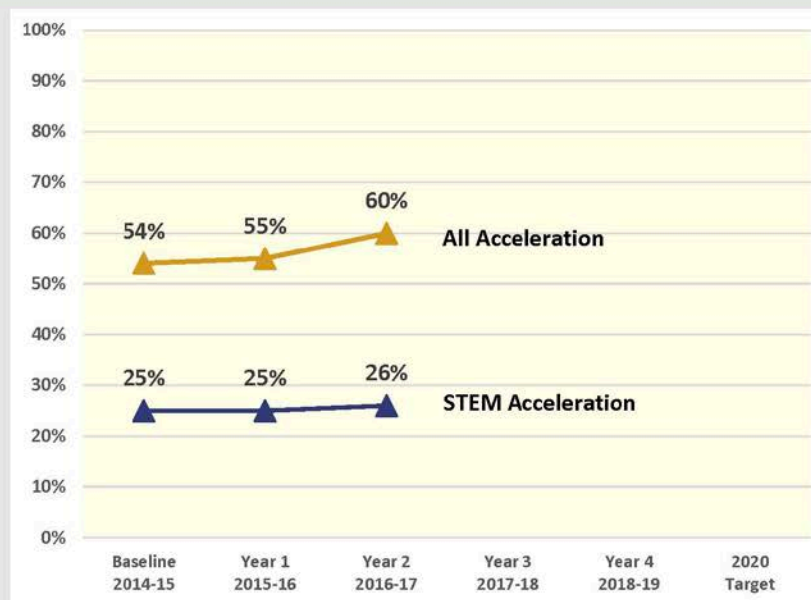


STEM Focus Data

Goal 1: Highest Student Achievement

Metric 5: High School Graduation Rate Plus

Percent of graduates who completed one or more accelerated courses or certifications

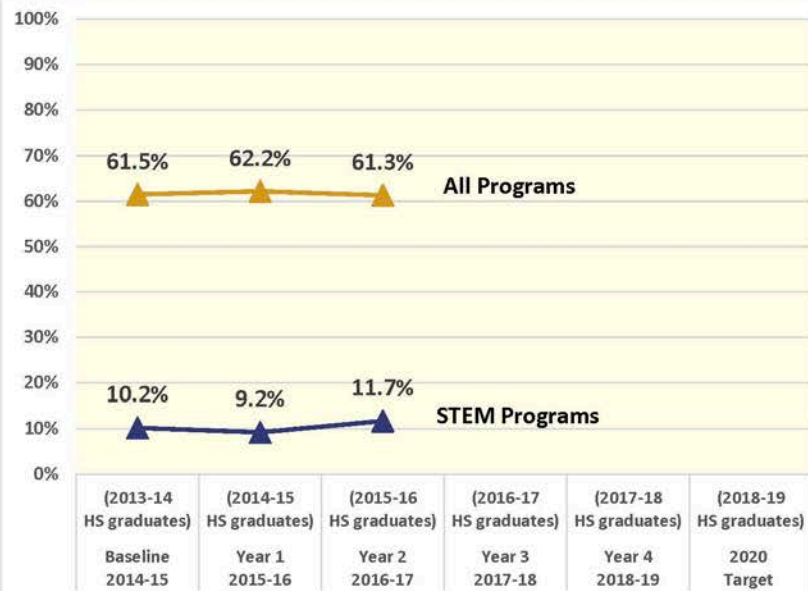




Goal 2: Seamless Articulation and Maximum Access

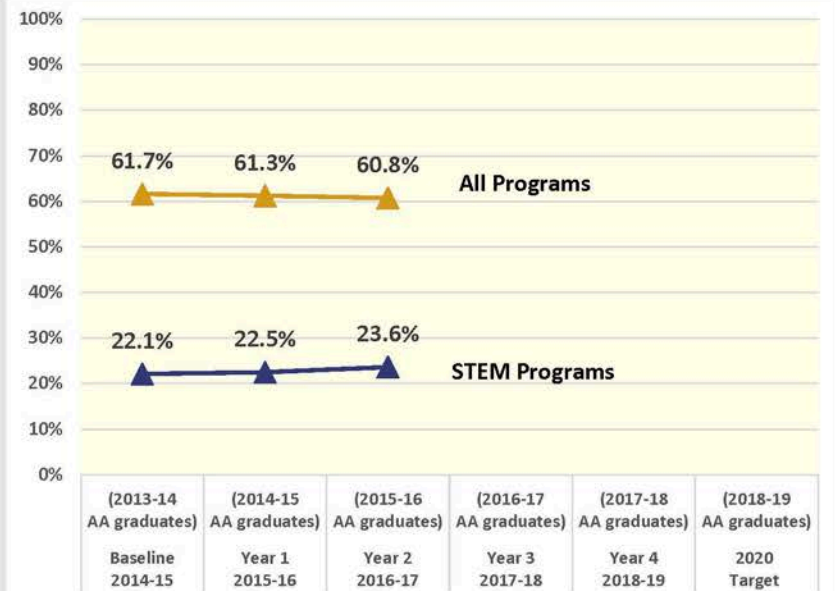
Metric 1: Postsecondary Continuation Rate

Percent of high school graduates who enroll in postsecondary education



Metric 2: Associate Degree Articulation Rate

Percent of students earning an Associate of Arts (AA) degree who transfer into the next postsecondary level

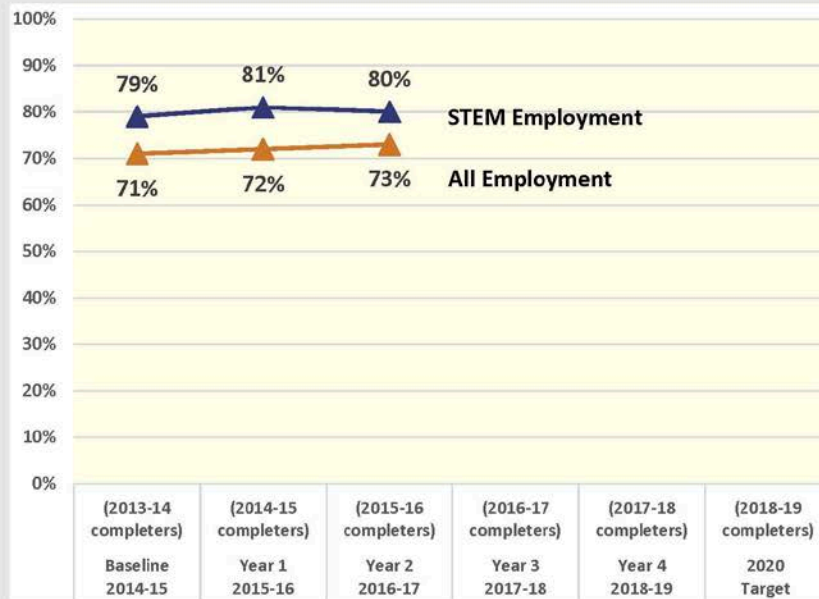




Goal 3: Skilled Workforce and Economic Development

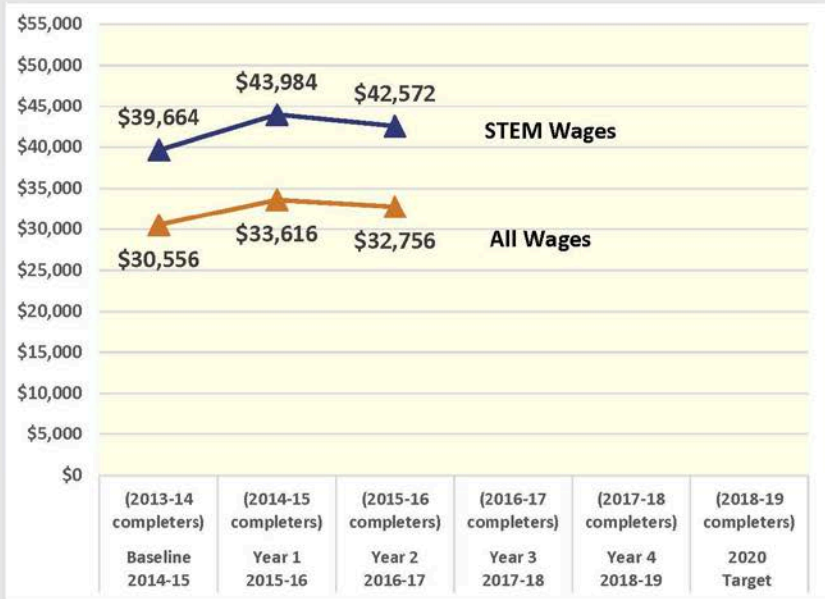
Metric 1: Postsecondary Employment Rate

Percent of program completers from these sectors who are in employment:
Florida College System, District Postsecondary, Vocational Rehabilitation, and
Blind Services



Metric 2: Initial Wages

Annual average initial wages earned by program completers from these sectors
combined over time: Florida College System, District Postsecondary, Vocational
Rehabilitation, and Blind Services



National Benchmark Updates

- Advanced Placement (2017):
 - 1st state in participation
 - 4th state in performance
- National Assessment of Educational Progress (NAEP) Average Scale Score (2017):
 - Moved from 10th to 5th in Grade 4 Reading
 - Moved from 32nd to 25th in Grade 8 Reading
 - Moved from 18th to 7th in Grade 4 Math
 - Moved from 42nd to 34th in Grade 8 Math
- Aspen Prize for Community College Excellence
 - Three finalists for 2019: Broward, Indian River, Miami Dade

Next Steps

- 2018-19 Activity Highlights
 - Tiered Support for Districts based on 2017-18 data
 - Florida Reads Best
 - Intensive assistance to districts with turnaround schools
 - Focus on strategies to close the achievement gap in all professional development programs
 - Vocational Rehabilitation new service delivery models to increase achievement of African-American students with disabilities
 - Colleges developing reports on postsecondary transition and AA transfers to focus on needs of specific student populations; dissemination of best practices
 - Commissioner's Convening

Commissioner's Convening to Focus on the Gap

- October 11 in St. Petersburg
- Superintendents and College Presidents and their team members
- Continue with next steps and information to focus on closing the achievement gap
- Build upon the college system's work on mathematics pathways to improve K-12 course taking and other best practices to increase student postsecondary readiness and attainment