

# NAEP 2007—Grade 8 Reading Overall Results



**NATIONAL ASSESSMENT  
OF EDUCATIONAL  
PROGRESS**

## **National Assessment of Educational Progress 2007 Report for Florida**

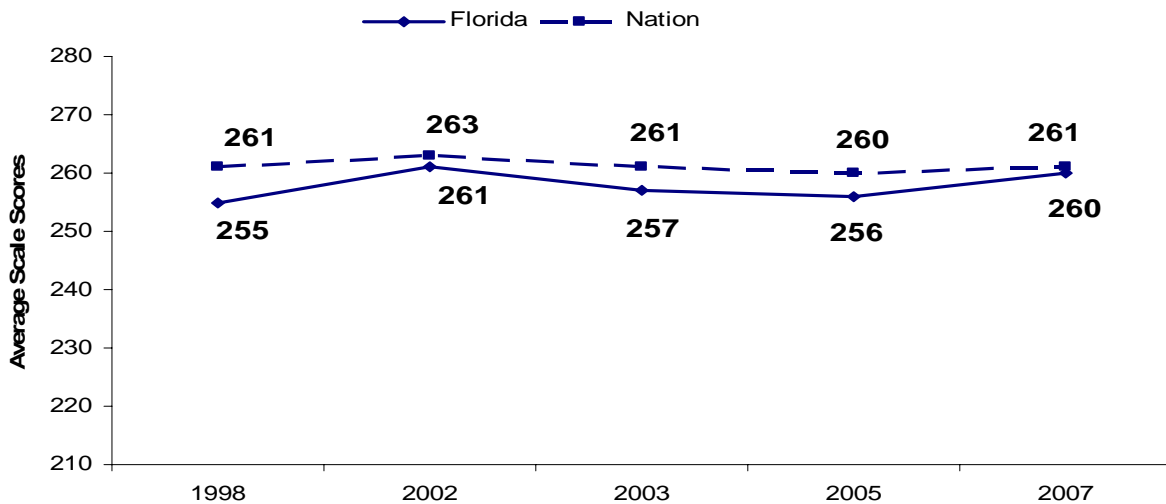
### **Highlights of Grade 8 Reading**

In 2007, 52 jurisdictions participated in the NAEP Grade 8 Reading assessment: 50 states, the Department of Defense Schools, and Washington, D.C.

- For the first time, Florida's Grade 8 students are on par with the national average scale score of 261.
- Florida's Grade 8 students improved four points in reading between 2005 and 2007—from 256 to 260.
- Florida was one of only six states whose NAEP Grade 8 reading average scale scores increased between 2005 and 2007.
- In 2007, Florida's Grade 8 students outperformed 35 percent of other states in reading, up from 19 percent in 2003.

### **Average Scale Scores Florida and the Nation**

**Figure 1  
NAEP Grade 8 Reading 1998–2007**



# NAEP 2007—Grade 8 Reading Overall Results

## Highlights

Florida's NAEP 2007 Grade 8 reading average scale score (260) was significantly higher than in 1998 (255) and 2005 (256).

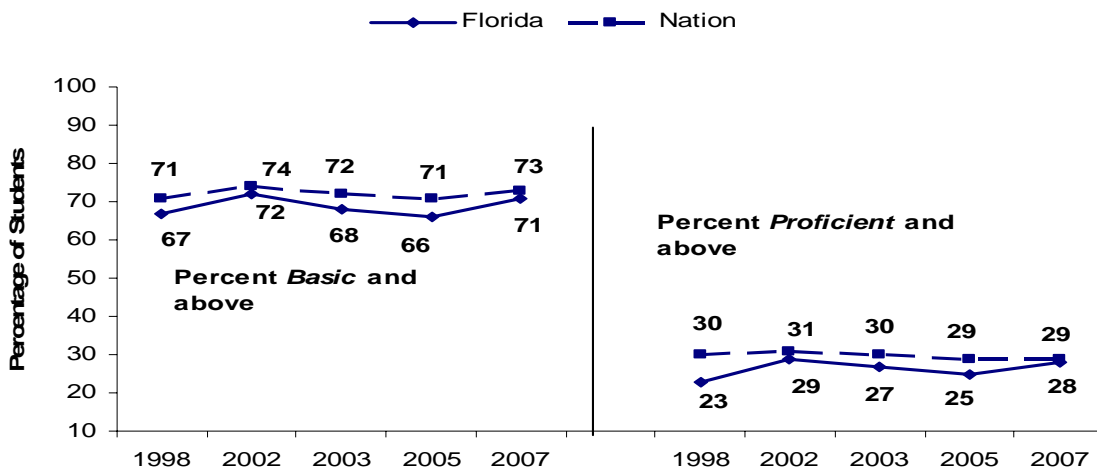
For the first time since Florida's participation in NAEP, the 2007 Grade 8 reading average scale score was equal to the national average (260 vs. 261).

Florida's NAEP Grade 8 reading average scale score increased significantly between 1998 and 2007 (255 vs. 261), gaining 5 points, while the nation's average scale score stayed the same (261).

Florida was one of only six states with significantly higher Grade 8 reading average scale scores in 2007 than in 2005, and one of only six states with higher scale scores in 2007 than in 1998.

## Percentage of Students Performing at or above *Basic* and *Proficient* Levels Florida and the Nation

**Figure 2**  
NAEP Grade 8 Reading 1998–2007



## Highlights

A significantly higher percentage of Florida's Grade 8 students performed at or above *Basic* (71 percent) in 2007 than in 2005 (66 percent). The percentage scoring at or above *Proficient* increased 3 percentage points between 2005 and 2007 (25 percent vs. 28 percent).

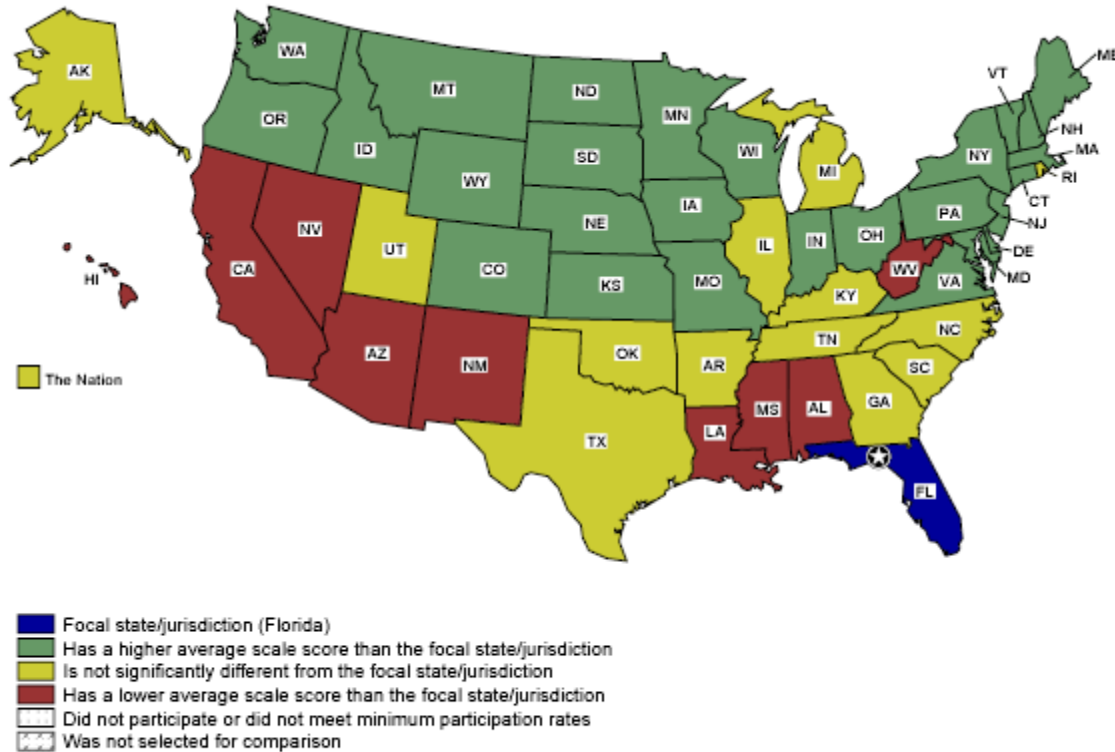
Florida's improvement since 1998 is greater than the nation's:

- at or above *Basic*:
  - Florida – 67 percent to 71 percent, a 4-percentage point increase
  - Nation – 71 percent to 73 percent, a 2-percentage point increase
- at or above *Proficient*:
  - Florida – 23 percent to 28 percent, a 5-percentage point increase
  - Nation – 30 percent to 29 percent, a 1-percentage point decline

# NAEP 2007—Grade 8 Reading Overall Results

## Grade 8 Reading Average Scale Scores

**Figure 3**  
**Florida's National Standing in 2007**



<sup>1</sup> Department of Defense Education Activity schools (domestic and overseas).

SOURCE: U.S. Department of Education, Institute of Education Sciences, National Center for Education Statistics, National Assessment of Educational Progress (NAEP), 2007 Reading Assessments.

In 2007, Florida's NAEP Grade 8 reading average scale score (260) was

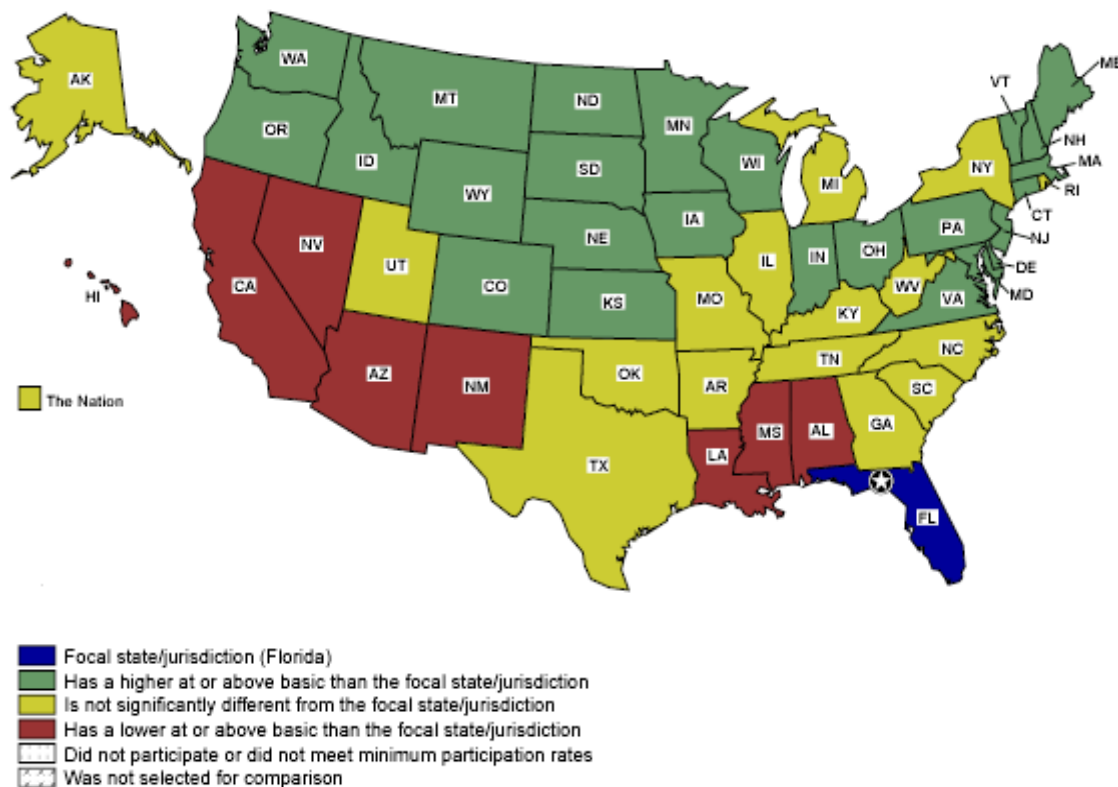
- **higher than nine states:**  
West Virginia, Arizona, Louisiana, Nevada, Alabama, California, Hawaii, New Mexico, and Mississippi.\*
- **not significantly different from the nation and 13 states:**  
Illinois, Kentucky, Utah, Texas, Oklahoma, *Florida*, Michigan, Alaska, Georgia, Tennessee, North Carolina, Rhode Island, Arkansas, and South Carolina.\*
- **lower than 27 states:**  
Vermont, Massachusetts, Montana, South Dakota, Maine, New Hampshire, New Jersey, North Dakota, Minnesota, Ohio, Pennsylvania, Kansas, Iowa, Nebraska, Virginia, Connecticut, Wyoming, Oregon, Colorado, Delaware, Idaho, Washington, Maryland, Wisconsin, Indiana, New York, and Missouri.\*

\*Within each group, states are listed from highest to lowest performance

# NAEP 2007—Grade 8 Reading Overall Results

## Grade 8 Reading Achievement Levels Percent at or above *Basic*

**Figure 4**  
**Florida's National Standing in 2007**



<sup>1</sup> Department of Defense Education Activity schools (domestic and overseas).

SOURCE: U.S. Department of Education, Institute of Education Sciences, National Center for Education Statistics, National Assessment of Educational Progress (NAEP), 2007 Reading Assessments.

In 2007, the percentage of Florida's Grade 8 students who scored at or above *Basic* (71 percent) in reading was

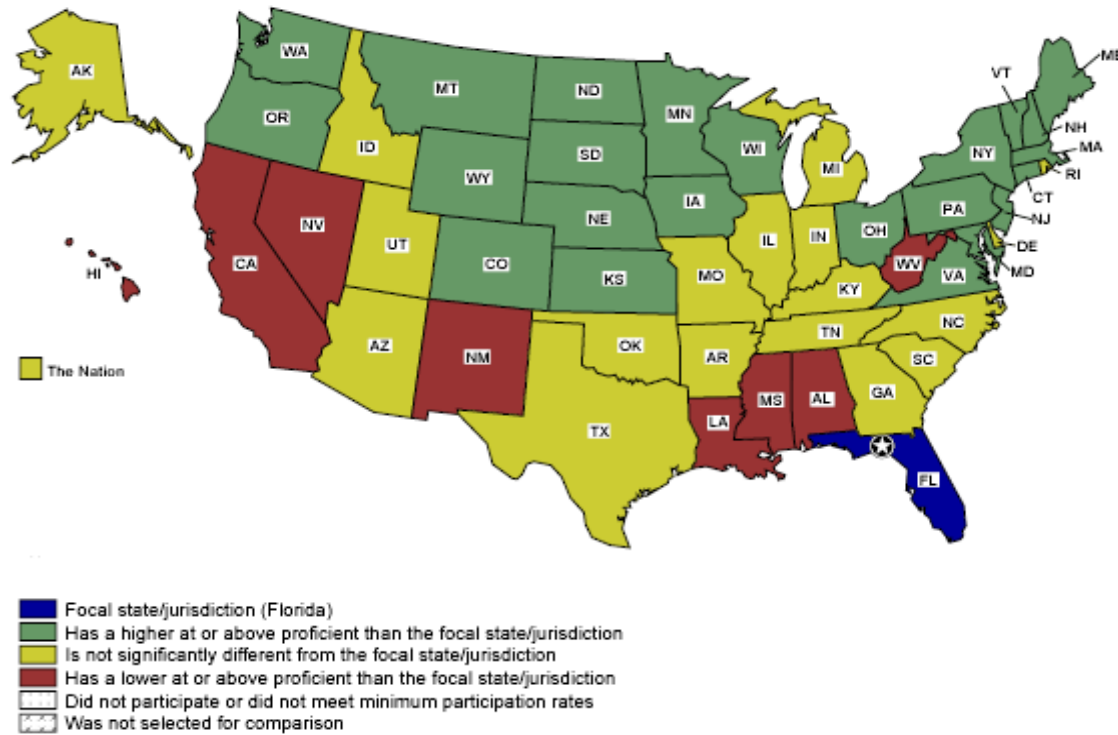
- **higher than nine states:**  
West Virginia, Arizona, Louisiana, Nevada, California, Hawaii, Alabama, New Mexico, and Mississippi.\*
- **not significantly different from the nation and 13 states:**  
Illinois, Utah, Texas, Kentucky, Oklahoma, Michigan, Alaska, *Florida*, North Carolina, Tennessee, Arkansas, Georgia, Rhode Island, and South Carolina.\*
- **lower than 27 states:**  
Montana, Massachusetts, North Dakota, Vermont, South Dakota, Maine, New Hampshire, Kansas, New Jersey, Iowa, Wyoming, Minnesota, Colorado, Nebraska, Ohio, Virginia, Pennsylvania, Idaho, Delaware, Washington, Oregon, Connecticut, Indiana, Maryland, Wisconsin, Missouri, and New York.\*

\*Within each group, states are listed from highest to lowest performance

# NAEP 2007—Grade 8 Reading Overall Results

## Grade 8 Reading Achievement Levels Percent at or above *Proficient*

Figure 5  
Florida’s National Standing in 2007



<sup>1</sup> Department of Defense Education Activity schools (domestic and overseas).

SOURCE: U.S. Department of Education, Institute of Education Sciences, National Center for Education Statistics, National Assessment of Educational Progress (NAEP), 2007 Reading Assessments.

In 2007, the percentage of Florida’s Grade 8 students who scored at or above *Proficient* (28 percent) in reading was

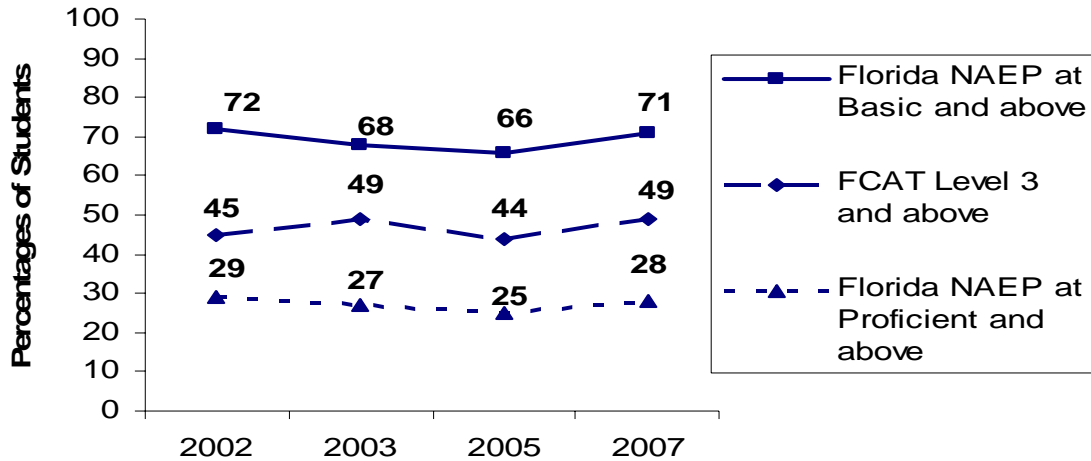
- **higher than eight states:**  
West Virginia, Nevada, California, Alabama, Hawaii, Louisiana, New Mexico, and Mississippi.\*
- **not significantly different from the nation and 18 states:**  
Idaho, Delaware, Missouri, Indiana, Utah, Illinois, North Carolina, Texas, Kentucky, Michigan, *Florida*, Rhode Island, Alaska, Tennessee, Oklahoma, Georgia, Arkansas, South Carolina, and Arizona.\*
- **lower than 23 states:**  
Massachusetts, Vermont, Montana, New Jersey, Minnesota, Maine, New Hampshire, Connecticut, South Dakota, Iowa, Pennsylvania, Ohio, Kansas, Nebraska, Colorado, Washington, Virginia, Oregon, Wyoming, Maryland, Wisconsin, North Dakota, and New York.\*

\*Within each group, states are listed from highest to lowest performance

# NAEP 2007—Grade 8 Reading Overall Results

## Grade 8 Reading Comparison of FCAT and Florida NAEP Proficiency Results 2002–2007

Figure 6  
FCAT and NAEP



### Highlights

The percentage of Florida's Grade 8 students scoring at FCAT Level 3 and above in reading increased 4 percentage points between 2002 and 2007 (45 percent vs. 49 percent).

The FCAT trend indicates slightly more improvement than the trend in Florida's NAEP Grade 8 reading results. The percentage of students at or above *Basic* from 2002 to 2007 has remained constant (72 percent to 71 percent) as has the percentage of students at or above *Proficient* (29 percent to 28 percent).