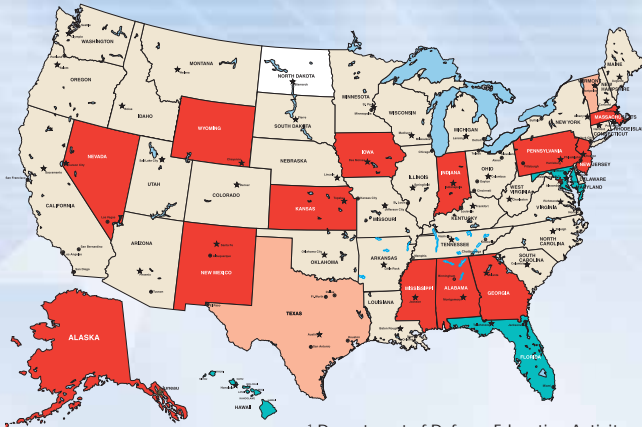







NAEP 2007

Four States and Jurisdictions Make Gains in Reading at Both Grades



¹ Department of Defense Education Activity (overseas and domestic schools).

Compared with 2005,

-  4 states and jurisdictions (District of Columbia, Florida, Hawaii, and Maryland) improved at both grade levels,
-  13 states and Department of Defense schools improved at Grade 4 only,
-  2 states improved at Grade 8 only,
-  2 states declined at Grade 8, and
-  30 states showed no significant change at either grade.



What are the benefits of NAEP?

NAEP provides:

- Student performance data in disaggregated groups, allowing policy makers to examine grade-level student achievement across states
- Data that states can use as an external “check” on the quality and effectiveness of their state assessment systems
- An opportunity for Florida to compare the achievement of its students to that of students across the nation

Florida students are encouraged to participate in NAEP to further educational progress. Since no student-level results are generated, participation provides students, parents, and schools, with a low-pressure, enriching experience that benefits our nation and the State of Florida.

To learn more about NAEP, visit the website at <http://www.fldoe.org/asp/naep/> or contact:

Michele Sonnenfeld
Florida Department of Education
Office of Assessment
325 W. Gaines Street, Suite 414
Tallahassee, FL 32399-0400
Telephone: (850) 245-0513



Florida Department of Education
www.fldoe.org



NAEP

FLORIDA

NATIONAL ASSESSMENT OF EDUCATIONAL PROGRESS

Accountability, Research, and Measurement

Office of Assessment

What is NAEP?

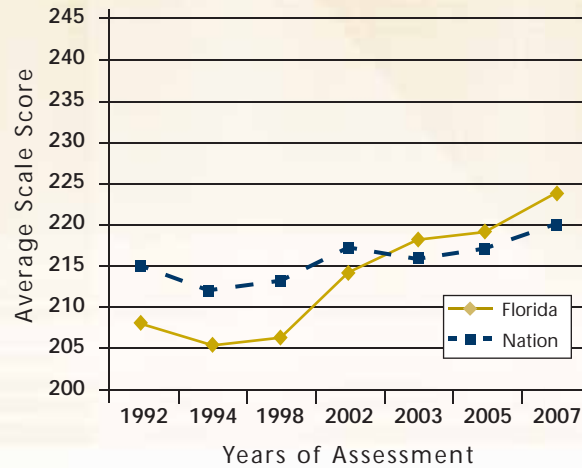
- Authorized by Congress and implemented in 1969, the National Assessment of Educational Progress (NAEP) is the only ongoing nationally representative measure of what students in the United States know and can do in various subject areas.
- NAEP at the state level began in 1990, and in 2003 NAEP participation became mandatory for all states and territories under the federal *No Child Left Behind Act*.
- NAEP is based on frameworks established by the National Assessment Governing Board (NAGB), and test parts are assembled together to form projected state and national scores.
- Each student in a selected sample takes only a portion of the assessment. Reports are produced on the performance of groups of students at a given time and across time, and proficiency is reported at three levels: *Basic*, *Proficient*, and *Advanced*.
- Results are used to compile national data, and no results are generated for districts, schools, or individual students.



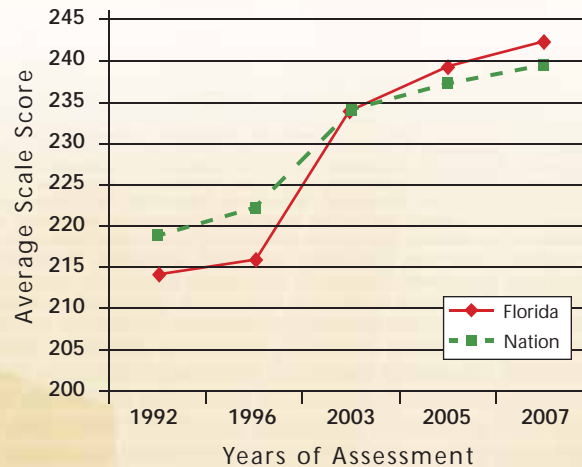
How Do Florida's Students Compare With The Nation's?

NAEP Grade 4 Reading and Mathematics Results

NAEP Grade 4 Reading

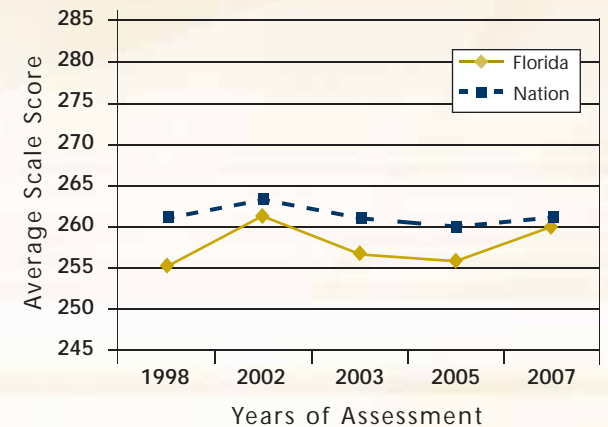


NAEP Grade 4 Mathematics

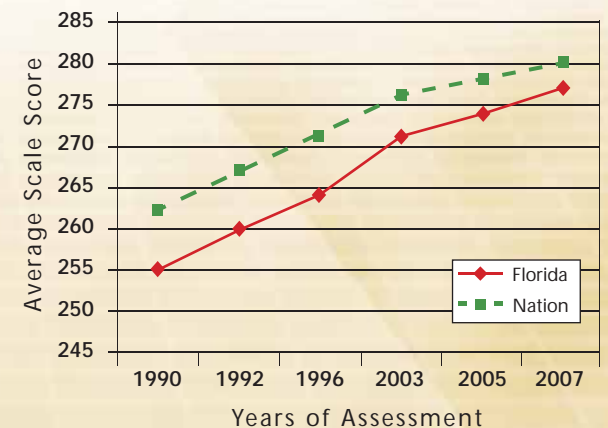


NAEP Grade 8 Reading and Mathematics Results

NAEP Grade 8 Reading



NAEP Grade 8 Mathematics



Notes: Accommodations were not offered in 1992, 1994, and 1996.

NAEP was not designed to provide a developmental scale between Grades 4 and 8, which is why scores on the two scales are not directly comparable. Reading and Mathematics are different tests and therefore are reported on different score scales which cannot be correctly compared.