



FLORIDA DEPARTMENT OF
EDUCATION
fdoe.org

Understanding B.E.S.T. Writing Reports for Families

July 2024

Contents

Introduction	3
Testing Format	3
B.E.S.T. Writing Scores	3
Family Portal.....	4
Individual Student Reports (ISR)	8
Condition Codes.....	10
Change Log.....	11

Introduction

Florida’s Benchmarks for Excellent Student Thinking (B.E.S.T.) Standards were adopted by the State Board of Education on February 12, 2020. In Spring 2023, a B.E.S.T. Writing field test was administered to a representative sample of Florida students. The first operational administration of B.E.S.T. Writing was the Spring 2024 administration.

Please refer to the [B.E.S.T. Writing Fact Sheet](#) for more information on the B.E.S.T. Writing program.

Most students, including English Language Learners (ELLs) and exceptional student education (ESE) students, enrolled in the tested grade levels participate in the B.E.S.T. test administrations. Allowable accommodations are provided to ELL and ESE students with these accommodations documented on their Individual Education Plans (IEPs) or Section 504 Plans.

Testing Format

Sample items are available in the [Sample Items](#) area of Florida’s Assessment Portal.

Paper-based accommodated test forms are provided for students with that accommodation listed on their IEPs or Section 504 Plans. Accommodated paper-based forms include regular print, large print, braille, and one-item-per-page; and computer-based accommodations include answer masking and text-to-speech (TTS).

B.E.S.T. Writing Scores

The B.E.S.T. Writing assessment is scored and reported on a 12-point rubric with the following dimensions: Purpose/Structure, Development, and Language. Each dimension is worth four possible points. Students will receive an overall raw score out of 12 points, with a minimum score of 3, and a raw score out of 4 points for each dimension. The [B.E.S.T. Writing Rubrics](#) are available on the FDOE website and are broken out by grade band (4–6 and 7–10) and prompt mode (Argumentative or Expository).

The B.E.S.T. Writing results are reported in Family Portal. B.E.S.T. Writing scores are reported separately from FAST ELA Reading; the two scores are not combined to create an overall ELA score. In addition, B.E.S.T. Writing scores are not reported in real time like other statewide assessments; they are reported **after** the testing window closes once all responses have been scored and quality assurance checks have been completed.

The following information is reported for the Spring 2024 testing window for grades 4–10 B.E.S.T. Writing:

- Students will receive an overall raw score and raw score by writing dimension (points earned out of points possible).
- Comparisons at the school, district, and state levels will be provided.

Family Portal

Families can access their student's B.E.S.T. Writing results in Family Portal using the login information provided by the student's school, which includes the student's unique six-digit access code. Families can access the portal directly from the [FAST portal](#) or through their district's Student Information System (SIS). Starting in Summer 2024, we have enhanced the look of Family Portal to improve the user experience.

On the Dashboard ([Figure 1](#)), families can see their student's overall raw score and download or print a copy of their student's Individual Student Report (ISR). Scores and ISRs are available in Family Portal after the testing window. Families can access additional information about their student's results by clicking on the View Detailed Report button ([purple-shaded area](#)). To download a copy of the ISR, families can click on the Download Detailed Report button ([orange-shaded area](#)).

Figure 1. Family Portal Dashboard

The screenshot shows the Family Portal dashboard for a demo student. At the top, there is a header with the Florida Department of Education logo and the text 'Family Portal'. Below this is a blue banner with 'Welcome, Demo Student' and student information: 'Student ID: FL202201100757' and 'Date of Birth: 07/02/2009'. There are 'Print' and 'Sign Out' links in the top right. The main content area is titled 'Demo's Scores for 2023–2024 School Year' with a dropdown menu. Below this are filters for 'Sorted by: Most Recent Test' and 'Subjects: All'. A toggle switch for 'Show All Tests from School Year' is also present. A message states 'Currently Viewing: The most recent test in all subjects for the 2023–2024 school year'. The main test result is for 'B.E.S.T. Writing' with a score of 8/12. It includes buttons for 'View All Tests', 'View Detailed Report' (purple-shaded), and 'Download Detailed Report' (orange-shaded). A progress bar shows the score of 8 out of 12, with a note that the test is reported on a 12-point rubric.



Note: If a student is assigned a condition code, only an ISR will be available. The score will display the condition code. A condition code is assigned when a student's response does not meet the minimum requirements to receive a score. If a student left the response blank, there would be no record.

The View Detailed Report button will navigate to the Detailed Report page ([Figure 2](#)), which contains the following tabs ([orange-shaded area](#)):

- **Overall:** This tab displays the overall results for the assessment that the student completed ([Figure 2](#)). For B.E.S.T. Writing, this includes the student's overall raw score and raw score by writing dimension.





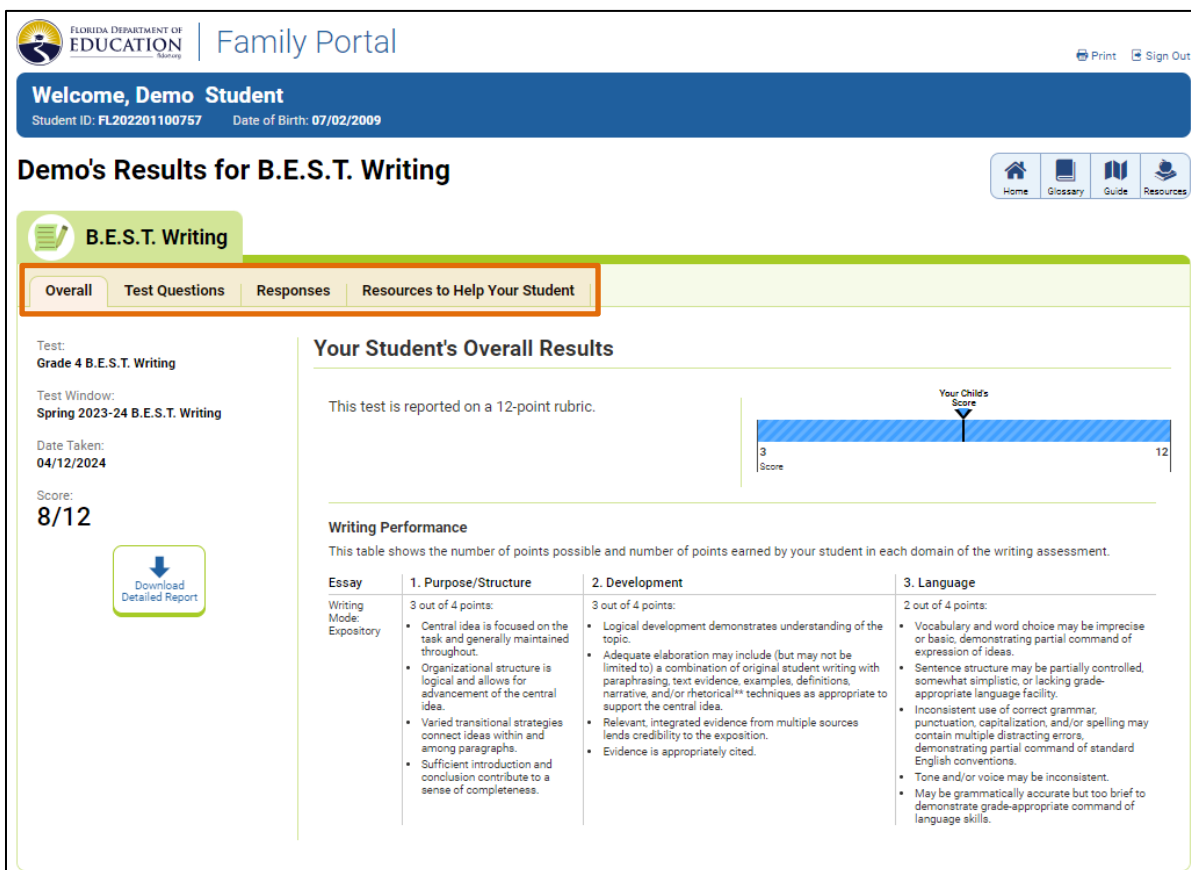
- **Test Questions:** This tab displays the student’s performance on the item (Figure 3). The number in the Item # column (blue-shaded area) is clickable and navigates to the student’s response. The Result column (purple-shaded area) will display one of the following symbols, depending on the student’s score:
 -  **Correct** – If the student received a score of 12/12.
 -  **Partial** – If the student received a score between 3/12 and 11/12.
 -  **Incorrect** – If the student was assigned a condition code.
 -  **Blank** – Not applicable to B.E.S.T. Writing.
- **Responses:** This tab displays the writing prompt the student received, the student’s actual response and the rubric used to score the response (Figure 4). Responses for students who tested using paper-based accommodations will be available later than CBT responses due to handscoring and scanning activities.
- **Resources to Help Your Student:** This tab contains links to resources corresponding to the test (Figure 5).

Figure 2. Family Portal – Detailed Report Page



The screenshot shows the 'Family Portal' interface for a student named 'Demo Student'. The page title is 'Demo's Results for B.E.S.T. Writing'. The student's overall score is 8/12. The 'Test Questions' tab is highlighted in orange. The 'Your Student's Overall Results' section shows a bar chart with a score of 8 out of 12. The 'Writing Performance' table is as follows:

Essay	1. Purpose/Structure	2. Development	3. Language
Writing Mode: Expository	3 out of 4 points: <ul style="list-style-type: none"> Central idea is focused on the task and generally maintained throughout. Organizational structure is logical and allows for advancement of the central idea. Varied transitional strategies connect ideas within and among paragraphs. Sufficient introduction and conclusion contribute to a sense of completeness. 	3 out of 4 points: <ul style="list-style-type: none"> Logical development demonstrates understanding of the topic. Adequate elaboration may include (but may not be limited to) a combination of original student writing with paraphrasing, text evidence, examples, definitions, narrative, and/or rhetorical** techniques as appropriate to support the central idea. Relevant, integrated evidence from multiple sources lends credibility to the exposition. Evidence is appropriately cited. 	2 out of 4 points: <ul style="list-style-type: none"> Vocabulary and word choice may be imprecise or basic, demonstrating partial command of expression of ideas. Sentence structure may be partially controlled, somewhat simplistic, or lacking grade-appropriate language facility. Inconsistent use of correct grammar, punctuation, capitalization, and/or spelling may contain multiple distracting errors, demonstrating partial command of standard English conventions. Tone and/or voice may be inconsistent. May be grammatically accurate but too brief to demonstrate grade-appropriate command of language skills.

Figure 3. Family Portal – Test Questions Tab

The screenshot shows the 'Family Portal' interface for a student named 'Demo Student'. The page title is 'Demo's Results for B.E.S.T. Writing'. The student's ID is FL202201100757 and their date of birth is 07/02/2009. The page is divided into several tabs: 'Overall', 'Test Questions', 'Responses', and 'Resources to Help Your Student'. The 'Test Questions' tab is active, displaying 'Your Student's Test Questions'. A table shows the following data:

Item #	Result	Score
1	▲	8/12

Additional information on the left includes: Test: Grade 4 B.E.S.T. Writing; Date Taken: 04/12/2024; Test Window: Spring 2023-24 B.E.S.T. Writing; Score: 8/12. A 'Download Detailed Report' button is also visible.



Note: If a student is assigned a condition code, the score will display 0 over the overall score of 12.

Figure 4. Family Portal – Responses Tab

The screenshot shows the 'Family Portal' interface for the same student, now on the 'Responses' tab. The page title is 'Demo's Results for B.E.S.T. Writing'. The student's ID and date of birth are the same. The 'Responses' tab is active, displaying 'Your Student's Responses'. The response details are as follows:

- Item 1 of 1, Score: 8/12
- Reporting Category:** Communicating through Writing, Vocabulary, Reading Informational Texts, Reading Across Genres, ELA Expectations
- Benchmark:** Write expository texts about a topic, using multiple sources, elaboration, and an organizational structure with transitions.
- Item 1:** Use your best writing to complete an essay that
 - is focused on your central idea;
 - combines evidence from multiple sources with your own elaboration to develop your ideas;
 - is organized and includes transitions within and among ideas;
 - provides citations for quoted material and source ideas; and
 - demonstrates correct use of grammar and language appropriate to the task.
- Write your multiparagraph essay to an academic audience in the space provided.
- Can dogs help people?
First, dogs are good helpers because they can help blind people. how? Well According to the text it said "They let their owners know when something is block the way , where stairs or sidewalk end , when its safe to cross the street"
- Rationales**

A 'Download Detailed Report' button is also visible.

Figure 5. Family Portal – Resources Tab

The screenshot shows the Family Portal interface for a student. At the top left is the Florida Department of Education logo. The page title is "Family Portal". In the top right corner, there are "Print" and "Sign Out" links. A blue banner contains the text "Welcome, Demo Student" and "Student ID: FL202201100757 Date of Birth: 07/02/2009". Below this is the main heading "Demo's Results for B.E.S.T. Writing". To the right of the heading are navigation icons for Home, Glossary, Guide, and Resources. A green tab labeled "B.E.S.T. Writing" is active. Below the tab are four sub-tabs: "Overall", "Test Questions", "Responses", and "Resources to Help Your Student". The "Resources to Help Your Student" sub-tab is selected. On the left side, under the "Overall" sub-tab, the following information is displayed: "Test: Grade 4 B.E.S.T. Writing", "Test Window: Spring 2023-24 B.E.S.T. Writing", "Date Taken: 04/12/2024", and "Score: 8/12". Below the score is a "Download Detailed Report" button with a downward arrow icon. On the right side, under the "Resources to Help Your Student" sub-tab, there is a section titled "Additional Resources" containing two links: "B.E.S.T. Writing Fact Sheet" and "Understanding B.E.S.T. Writing Reports for Families".

Individual Student Reports (ISR)

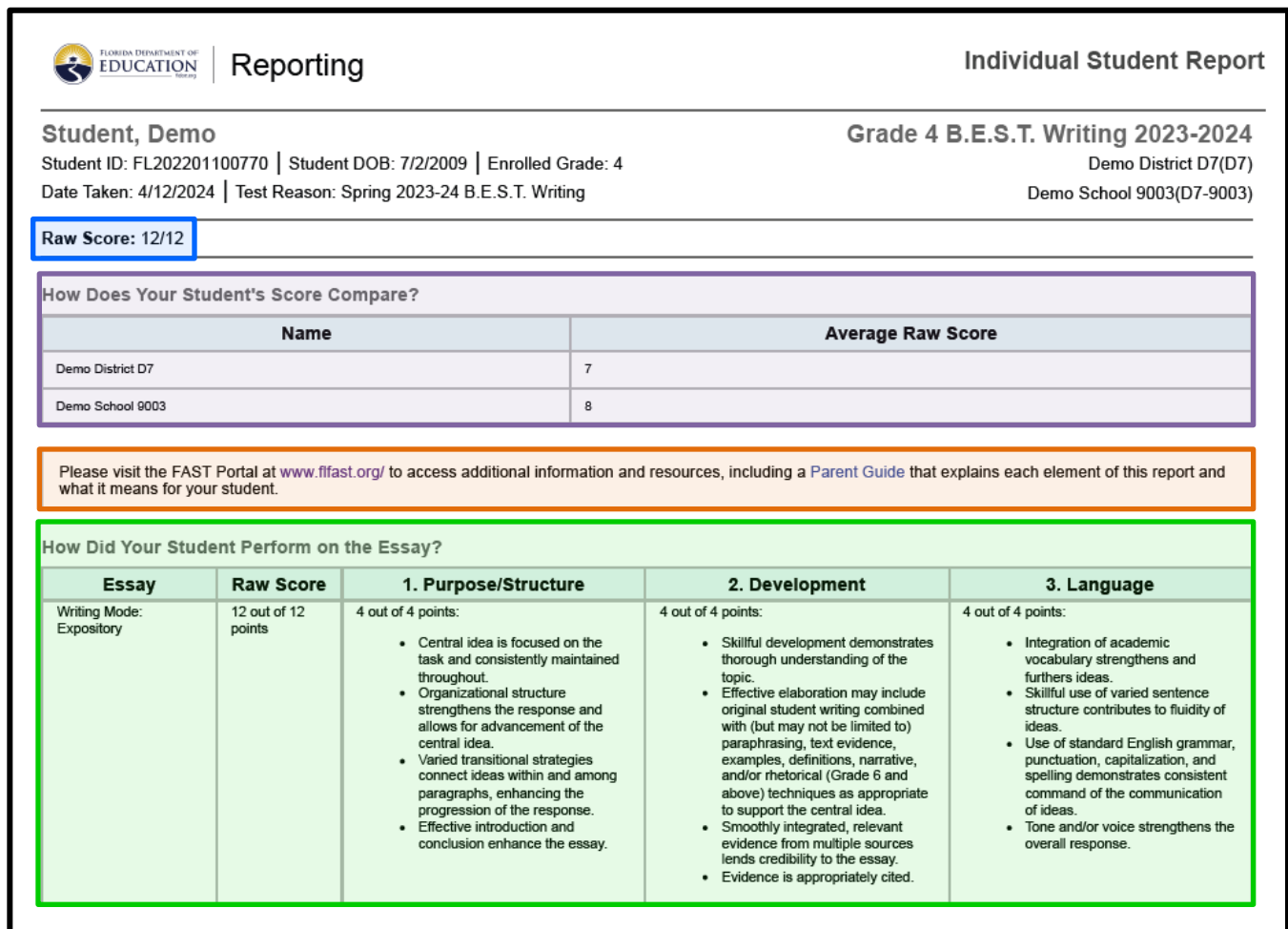
This is a one-page report that provides a summarized overview of a student’s performance. Below are explanations for the different sections included in the ISR for B.E.S.T. Writing. The student’s school may provide this report electronically through the district’s parent portal, a printed copy may be generated and distributed, or it may be accessed through the Family Portal.

B.E.S.T. Writing Individual Student Report

The top of the ISR contains student, school, and district information and the grade level assessment the student took. The example shown in the following graphic is for a grade 4 B.E.S.T. Writing test:

- **Score information:** The **blue**-shaded area displays the student’s raw score.
- **Score comparison:** The **purple**-shaded area allows parents to see how their student's raw score compares with their peers at the school, district, and state level.
- **Notes for families:** The **orange**-shaded area contains important notes for families. This information may change between administrations.
- **Performance by Writing Dimension:** The **green**-shaded section displays the student’s achievement for each writing dimension on the test.

Figure 6. B.E.S.T. Writing Individual Student Report



B.E.S.T. Writing Individual Student Report with a Condition Code

Should a student response receive a condition code, the condition code text will be displayed instead of a score. The example shown in the following graphic is for an assessment with the Copied Text condition code. See below for a list of other possible condition codes.

- **Score information:** The **blue**-shaded area displays the condition code the student received.
- **Score comparison:** The **purple**-shaded area allows parents to see the average raw score at the school, district, and state level.
- **Notes for families:** The **orange**-shaded area contains important notes for families. This information may change between administrations.
- **Performance by Writing Dimension:** The **green**-shaded section displays a description of the condition code the student received.

Figure 7. B.E.S.T. Writing Individual Student Report with a Condition Code

FLORIDA DEPARTMENT OF EDUCATION		Reporting		Individual Student Report	
Student, Demo			Grade 4 B.E.S.T. Writing 2023-2024		
Student ID: FL202201100761 Student DOB: 7/2/2009 Enrolled Grade: 4			Demo District D7(D7)		
Date Taken: 4/12/2024 Test Reason: Spring 2023-24 B.E.S.T. Writing			Demo School 9003(D7-9003)		
Raw Score: Insufficient					
How Does Your Student's Score Compare?					
Name			Average Raw Score		
Demo District D7			7		
Demo School 9003			8		
Please visit the FAST Portal at www.ffast.org/ to access additional information and resources, including a Parent Guide that explains each element of this report and what it means for your student.					
How Did Your Student Perform on the Essay?					
Essay	Raw Score	1. Purpose/Structure	2. Development	3. Language	
Writing Mode: Expository	Not available	Your response is unscorable. The response is assigned condition code of Insufficient, which means that the response does not contain enough writing to be scored.	Your response is unscorable. The response is assigned condition code of Insufficient, which means that the response does not contain enough writing to be scored.	Your response is unscorable. The response is assigned condition code of Insufficient, which means that the response does not contain enough writing to be scored.	

Condition Codes

When a condition code is assigned to a student response, no score is reported for that student. One of the following condition codes is assigned when a student's response does not meet the minimal requirements to receive a score.

Condition Code	Description
Insufficient	The response does not contain enough writing to be scored.
Off-Topic	The response does not address the writing prompt.
Foreign Language	The response is written in a language other than English.
Illegible/Incomprehensible	The response cannot be read or understood.
Copied Text	The response consists of Copied Text from the passages and an insufficient amount of original student writing.
Common Refusal/ Common Refusal Words	The response indicated non-participation in the writing task.

Change Log

Location	Change	Date
Throughout Guide	Removed references to Scale Scores and On/Below Grade Level and updated graphics accordingly.	7/22/2024
Throughout Guide	Fixed formatting and line spacing to be consistent across document.	7/22/2024

Copyright Statement for this Office of Assessment Publication

Authorization for reproduction of this document is hereby granted to persons acting in an official capacity within the Uniform System of Public K–12 Schools as defined in Section 1000.01(4), Florida Statutes. This copyright notice must be included in all copies.

All trademarks and trade names found in this publication are the property of their respective owners and are not associated with the publisher of this publication.

This publication is provided by the Florida Department of Education to Florida public schools free of charge and is not intended for resale.

Permission is NOT granted for distribution or reproduction outside the Uniform System of Public K–12 Schools or for commercial distribution of the copyrighted materials without written authorization from the Florida Department of Education. Questions regarding use of these copyrighted materials should be sent to the following:

Office of Assessment
Florida Department of Education
325 West Gaines Street, Suite 414
Tallahassee, Florida 32399-0400

Copyright © 2024
State of Florida
Department of Education

