

MEMORANDUM OF UNDERSTANDING

This Memorandum of Understanding ("MOU") is entered into by the Florida Department of Education ("Department") and NCS Pearson, Inc. ("Pearson"), on the date provided below.

WHEREAS, the Department issued Request for Proposals, RFP No. 2008-17, Florida's Standards-Based Assessment System ("RFP").

WHEREAS, Pearson received the highest evaluation score and was awarded the contract for the RFP.

WHEREAS, at the time of the contract award, the severity of the State of Florida's financial crisis began to impact significantly the state budget and the Department's budget.

WHEREAS, reductions in the scope of work and a corresponding reduction in contract price are necessary or the Department will not have sufficient funds to implement the Florida Standards-Based Assessment System.


WHEREAS, Chapter 2009-15, Laws of Florida, Section 1, requires all agencies to renegotiate its contracts in order to reduce its budget in face of the severe financial crisis facing the State of Florida.

WHEREAS, both parties are currently negotiating contract price reductions for Florida's Standards-Based Assessment System by reducing the scope of work.

WHEREAS, the final contract negotiations cannot be concluded before initial work needs to begin in order to meet the necessary deliverable due dates for Florida's Standards-Based Assessment System.

THEREFORE, the parties have agreed as follows:

1. In order to meet the anticipated deadlines for the on-time delivery of Florida's Standards-Based Assessment System, upon execution of this MOU, the Department authorizes Pearson to begin the tasks listed in Exhibit "A" not to exceed \$6,127,335.00.
2. The parties agree to complete negotiations in good faith for Florida's Standards-Based Assessment System in accordance with the reduced scope of work attached hereto as Exhibit "B," and at the reduced cost proposal provided by Pearson on March 2, 2009, attached hereto as Exhibit "C." This MOU will be terminated automatically, and superseded, upon execution of the Florida Standards-Based Assessment System Agreement.
3. In addition, in the event that the parties are unable to reach final agreement on the Florida Standards-Based Assessment System Agreement, then this MOU may be terminated by either party on May 15, 2009, with 30 days prior written notice.



4. In the event that the parties are unable to finalize and execute the Florida Standards-Based Assessment System Agreement, then the Department agrees to pay Pearson for the actual costs incurred for the tasks listed in Exhibit "A," not to exceed the maximum prices for each task provided in Exhibit "A."

5. The parties agree that this MOU authorizes Pearson to perform the tasks listed in Exhibit "A" at the agreed upon prices. As a result, unless otherwise mutually agreed to by the parties, the Department will not be obligated to pay any amounts to Pearson in excess of the prices listed in Exhibit "A," nor will Pearson be obligated to perform services or purchase materials in excess of the amount listed in Exhibit "A."

6. Pearson shall indemnify and hold harmless the Department, its attorneys, agents and employees, from and against any and all third party claims, suits, debts, damages, and causes of action, whatsoever, whether arising in law or in equity, arising out of or relating to Pearson's performance or failure to perform under this MOU. The indemnification shall include reasonable attorney fees and costs incurred by the Department, its attorneys, agents and employees, in the defense of any such claim, suits or causes of action, as aforesaid. Pearson shall not indemnify for that portion of any loss or damages caused by the negligent act or omission of the State.

7. Failure of the Department to declare any default immediately upon the occurrence or knowledge thereof, or delay in taking any action in connection therewith, does not waive such default. The Department shall have the right to declare any such default at any time and take such action as might be lawful or authorized under the MOU, at law, or in equity.

8. No Department waiver of any term, provision, condition or covenant of the MOU shall be deemed to imply or constitute a further Department waiver of any other term, provision, condition or covenant of the MOU, and no payment by the Department shall be deemed a waiver of any default under the MOU.

9. In the event of any litigation pursuant to this MOU, venue for any action shall be in Leon County, Florida and Florida law shall apply.


10. This MOU may be modified only by written agreement of the parties.


(The reminder of this page intentionally left blank)

IN WITNESS WHEREOF, the parties have executed this Memorandum of Understanding by their undersigned officials as duly authorized.

FLORIDA DEPARTMENT OF EDUCATION

NCS PEARSON, INC.


Signature
Dr. Eric T. Smith
Print Name


Signature
Darice Keating
Print Name


Commissioner
Title

President, State Services
Title

3/24/09
Date

3.20.09
Date

Approved as to form and legality
by the DOE General Counsel's Office


Signature

Steven Feist
Print Name

Deputy General Counsel
Title

3/23/09
Date

Exhibit A
Authorized Tasks through June 30, 2009

No	Activity (Original Dates from RFP)	DOE Owner	Pearson Owner (Bold name = task leader)	Estimated Date (All Year 2009)	RFP Section(s)	Comments	Costs Not to Exceed (Total of \$6,127,335)
1	Conduct initial planning meeting of key team leaders to discuss the tasks and start-up schedule	Victoria / Vince	Marty /Melissa/Beth	April	7.6 (p. 139)	Line Item 1 Pearson: Agrees with estimated date.	\$76,611
2	Review and agree on Key, Critical, and Extremely Critical deliverables / activities (Oct. 08)	Victoria / Vince	Roy/Marty Melissa/Beth	April	7.7 (p. 139) Appendix C	Line Item 23 Pearson: Agrees with estimated date.	\$248,102
3	Deliver draft plan to eliminate FCAT-1 Science Performance Tasks –for 2010 and 2011–will require psychometric analysis because we will be comparing tests with MC items to previous	Salih / Vince	Rob /Melissa Linda/Gerry	May	Memorandum of Understanding Exhibit B, Category 5 (pp. 2-3), Category 13 (p. 6)	Report scheduled to be delivered to TAC Committee June 3 Line Item 21 Pearson: Agrees with estimated date.	\$36,228

No	Activity (Original Dates from RFP)	DOE Owner	Pearson Owner (Bold name = task leader)	Estimated Date (All Year 2009)	RFP Section(s)	Comments	Costs Not to Exceed (Total of \$6,127,335)
4	Develop the new Test Configuration (chart) documentation	Vince	Linda/Melissa/Ted Gerry/Will Amanda/Jean	April	Table 3.1 (p. 27)	Line Item 7 Pearson: Agrees with estimated date.	\$120,924
RFP Section 3.0							
5	Deliver Item Bank Data Dictionary and Screen Shots for the new RMSW Item Bank (Jan.)	Lynn	Ahmet/Melissa/ Lisa Brugge/Michelle Richard	June	3.6.a (p. 31) 3.6.2.a (p. 34)	Line Item 2 Pearson: Agrees with estimated date.	\$355,472
6	Update Item Bank for Spring09 RMSW data (May & June)	Lynn	Ahmet/Marc	May & June	3.6.b (p. 31) 3.6.c	Line Item 2 Pearson: Agrees with estimated date.	\$355,472
7	Prepare and update item development plan (Dec. 2008)	TDC	Linda	April	3.7.1.a (p. 37)	Line Item 3 Pearson: Agrees with estimated date.	\$135,462
8	Provide names and resumes of proposed item and prompt writers, passage authors, and reviewers (Jan.)		Linda/Ted/Will/Gerry	April	3.7.2.a (p. 38)	Line Item 3 Pearson: Agrees with estimated date.	\$135,462

No.	Activity (Original Dates from RFP)	DOE Owner	Pearson Owner (Bold name = task leader)	Estimated Date (All Year 2009)	RFP Section(s)	Comments	Costs Not to Exceed (Total of \$6,127,335)
9	Conduct RMS Comprehensive Test Item Writer Training (Jan.)	Vince	Linda/Ted/Will/Gerry	April	3.7.2.b (p. 38)	Line Item 3 Pearson: On going WebEx training sessions starting in April	\$135,462
10	Conduct EOC Item Writer Training (Jan.)	Vince	Linda/Ted/Gerry	June & July	3.7.2.b (p. 38)	Deliver plan for Item Writer Training to TDC on or before June 30. Line Item 3 Pearson: Agrees with estimated date. On going WebEx training sessions starting in June. Math may not need a separate EOC training.	\$135,462

No.	Activity (Original Dates from RFP)	DOE Owner	Pearson Owner (Bold name = task leader)	Estimated Date (All Year 2009)	RFP Section(s)	Comments	Costs Not to Exceed (Total of \$6,127,335)
11	Propose Reading Passages (Feb.)	Lyla	Will	April	3.7.4.a (p. 40)	Line Item 3 Pearson: Agrees with estimate date if we can immediately develop against these passages in order to be on task for Fall Item Review.	\$135,462

No	Activity (Original Dates from RFP)	DOE Owner	Pearson Owner (Bold name = task leader)	Estimated Date (All Year 2009)	RFP Section(s)	Comments	Costs Not to Exceed (Total of \$6,127,335)
12	Deliver draft RMS comprehensive exam items developed to date.	TDC	Linda/Ted/Will/ Gerry/Jean	June	3.7.5 (p. 40)	Line Item 3 Partial delivery. Pearson: Agrees with estimated date but FDOE and Pearson will need to discuss the viability of achieving the development targets noted in Table 3.7.5 by this target date.	\$135,462
13	Update Educator Meeting Specifications	TDC	Tonya/Linda	May	3.7.7.6.a (p. 46)	Line Item 5 Pearson: Agrees with estimated date.	\$44,366
14	Reserve meeting facilities/guest rooms for Fall 2009 educator meetings	TDC	Tonya/Rosalinda/ Lisa Barnes	April	3.1 (p. 23); 3.2 (p. 24); 3.4 (p. 25); 7.9 (p. 143)	Line Item 5 Pearson: Agrees with estimated date.	\$44,366

No.	Activity (Original Dates from RFP)	DOE Owner	Pearson Owner (Bold name = task leader)	Estimated Date (All Year 2009)	RFP Section(S)	Comments	Costs Not to Exceed (Total of \$6,127,335)
15	Construct draft RMSW FT Forms CRA (May)	TDC	Will/Ted/Gerry/Tiffany	May-June	3.8.2.b 3.8.2.c (p. 49)	Line Item 6 Pearson: Will start to propose FT forms in May thru June.	\$30,938
16	Construct draft Alg. 1 CBT EOC FT Forms (June)	TDC	Ted	May & June	3.7.8.a (p. 47)	Plan for number and configuration of forms must be finalized on or before June 30. Line Item 10 Pearson: Agrees to have configuration finalized by June 30.	\$129,706
17	Deliver Updated Test Construction Specs (Jan.)	Salih	Linda /Ahmet	May	3.8.1.a (p. 48)	Line Item 7 Pearson: Agrees with estimated date.	\$120,924

No.	Activity (Original Dates from RFP)	DOE Owner	Pearson Owner (Bold name = task leader)	Estimated Date (All Year 2009)	RFP Section(s)	Comments	Costs Not to Exceed (Total of \$6,127,335)
18	Deliver Fall Retake - FCAT Test Construction Specifications (March)	Salih	Linda /Ahmet	April	3.8.3.a (p. 50)	There will not be a need for full specifications due to reprint; however, the guidelines must be documented. Line Item 7 Pearson: Agrees with estimated date.	\$120,924
19	Construct RM Fall Retakes (April)	Lyla / Steve	Linda /Ted/Will/ Jean/Amanda	May	3.8.3.b (p. 50)	A previous version has been selected. Need psychometric services from PAI to verify curves. Line Item 7 Pearson: Agrees with estimated date.	\$120,924

No	Activity Original Dates from RFP	DOE Owner	Pearson Owner (Bold name = task leader)	Estimated Date (All Year 2009)	RFP Section(s)	Comments	Costs Not to Exceed (Total of \$6,127,335)
20	Deliver RM Fall Retake CRA (May)	TDC	Amanda/Melissa	June	3.8.5.a (p. 51)	Line Item 9 Pearson: Agrees with estimated date.	\$68,541
21	Develop and deliver Fall Retakes test forms - digital proof review (June)	TDC	Stephanie/Beth	May-July	3.8.5.a (p. 51)	This task will move outside of MOU window.	\$68,541
22	Deliver draft Writing Folder (June)	Renn	Amanda / Melissa / Tiffany / Jean	June	3.8.5.c (p. 51)	Pearson: Agrees with estimated date.	\$68,541
23	Submit resumes for the initial contractor production personnel, independent proofreaders, and others not previously approved by the Department (Jan.)	Victoria / Vince	Linda/Amanda/Jean	April	3.10.1.a (p. 54)	Line Item 23 Pearson: Agrees with estimated date.	\$248,102
24	Provide the printed document and computer-based test review schedule (March)	Lynn	Beth/Stephanie	April	3.10.1.b (p. 54)	Line Item 23 Pearson: Agrees with estimated date.	\$248,102

No.	Activity (Original Dates from RFP)	DOE Owner	Pearson Owner (Bold name = task leader)	Estimated Date (All Year 2009)	RFP Section(s)	Comments	Costs Not to Exceed (Total of \$6,127,335)
25	Provide redesigned covers for test books and the student grid sheet (March)	TDC / DOE	Amanda	April	3.10.1.c (p. 54)	Line Item 9 Pearson: Agrees with estimated date.	\$68,541
26	Update and maintain Production Specifications Guide (May)	Mary Ann	Amanda	May	3.11.a (p. 55)	Line Item 9 Pearson: Agrees with estimated date.	\$68,541
27	Update and maintain the Style Guide (April)	Laura J.	Jean	May	3.11.b (p. 55)	Line Item 9 Pearson: Agrees with estimated date.	\$68,541
RFP Section 4.0							
28	Provide master school file and district enrollment file procedures (March)	Daphne / Jackie / Mario	Leann/Beth	April	4.1 (p. 58)	Line Item 13 Pearson: Draft procedures delivered at Planning Mtg.	\$112,325
29	Deliver Fall Retake Packaging and Distribution Specifications (June)	Daphne	Leann/Beth	June	4.1.a (p. 63)	Line Item 13 Pearson: Agrees with estimated date.	\$112,325

No	Activity (Original Dates from RFP)	DOE Owner	Pearson Owner (Bold name = task leader)	Estimated Date (All Year 2009)	RFP Section(s)	Comments	Costs Not to Exceed (Total of \$6,127,335)
30	Deliver draft of Fall Retake Preidentification Specifications including the PreID memo, file format, and upload/edit procedures (June)	Jackie / Mario / Daphne	Leann /Beth	June	4.6.a (p. 70) Appendix E	Line Item 13 Pearson: Agrees with estimated date.	\$112,325
31	Deliver draft of ancillary materials for Fall Retake (final due June 1)	Debbie	Leann /Beth	May	4.8-4.9 (p. 70-76); 4.9.a; Appendix A, Part 3A, 3B, 3C; Appendix C	Line Item 14 Pearson: Need last Retake TAM from FDOE ASAP to achieve this target date. FDOE agrees to provide this to Pearson ASAP.	\$481,735
RFP Section 5.0							
32	Provide Fall FCAT/FSA Retakes scoring item parameter files (June)	Jackie / Salih	Derrick /Beth	June	5.1.3.a (p. 84)	Line Item 18 Pearson: Agrees with estimated date.	\$47,102

No	Activity (Original Dates from RFP)	DOE Owner	Pearson Owner (Bold name = task leader)	Estimated Date (All Year 2009)	RFP Section(s)	Comments	Costs Not to Exceed (Total of \$6,127,335)
33	Deliver draft Fall Retake Data Verification & Scoring Specifications (April)	Jackie / Mario	Derrick /Beth	May	5.2.1.a (p. 88)	Line Item 17/18 Pearson: Agrees with estimated date.	\$73,947
34	Develop draft Scanning and Scoring Specifications, including file formats (Apr-May)	Jackie / Mario	Derrick /Beth	May	5.3.a (p. 91)	Line Item 17/18 Pearson: See change.	\$73,947
35	Develop draft Calibration, Equating, and Scaling Specifications and draft Work on Sampling Plans (June) for final delivery in July	Salih	Rob /Beth	June & July	5.4.3.a (p. 95)	Line Item 16 Pearson: Agrees with estimated date.	\$151,073
36	Deliver plan for Handscoring Replication Study to the Department (Jan.)	Vince	Rob /Beth	April	5.4.4.1.a (p. 97)	Line Item 19 Pearson: Agrees with estimated date.	\$64,426

No	Activity (Original Dates from RFP)	DOE Owner	Pearson Owner (Bold name = task leader)	Estimated Date (All Year 2009)	RFP Section(s)	Comments	Costs Not to Exceed (Total of \$6,127,335)
37	Deliver rough draft of Handscoring Specifications for Spring 2010 (June) for final delivery in August	Vince	Ross/Beth	June	5.4.4.2 (p. 97) 5.4.4.2a (p. 98)	Line Item 19 Pearson: Agrees with estimated date.	\$64,426
38	Deliver draft Fall Retake Reporting and File Specifications (April)	Jackie / Mario	Holly/Beth	May	5.5.1.a (p. 111)	Line Item 20 Pearson: Agrees with estimated date.	\$157,317
39	Deliver rough draft of Spring 2010 Reporting and File Specifications (June) for final delivery in August	Jackie / Mario	Holly/Beth	June	5.5.1.b (p. 111)	Line Item 20 Pearson: Rough daft at end of June; mock-ups in August.	\$157,317
40	Deliver FCAT to FSA Scale Linking Plan for Reading and Mathematics to the Department (Jan.)	Salih	Rob/Beth	June	5.6.5.a (p. 119)	Line Item 21 Pearson: Agrees with estimated date.	\$36,228

No	Activity (Original Dates from RFP)	DOE Owner	Pearson Owner (Bold name = task leader)	Estimated Date (All- Year 2009)	RFP Section(s)	Comments	Costs Not to Exceed (Total of \$6,127,335)
41	Submit draft research plan and investigate calibration of standard curriculum students versus students without considering curriculum group (Jan.)	Salih	Rob/Beth	June	5.6.6.a (p. 120)	Line Item 21 Pearson: Agrees with estimated date.	\$36,228
RFP Section 6.0							
42	Deliver draft of 2010 <i>Sample Test Materials</i> scheduled for district delivery early Nov 2009 (Jan. 31)	TDC	Pamela/Julie/Melissa	June	6.1.5.a (p. 127)	Currently in process. Mockups will be turned over to PAI by end of March. Line Item 22 Pearson: Agrees with estimated date.	\$425,231
RFP Section 7.0							

No.	Activity (Original Dates from RFP)	DOE Owner	Pearson Owner (Bold name = task leader)	Estimated Date (All Year 2009)	RFP Section(s)	Comments	Costs Not to Exceed (Total of \$6,127,335)
43	Conduct Production Meeting with PAI & DOE to coordinate LP, Braille, TAM, & RMWS production (traditionally in May).	Mary Ann	Amanda/Melissa Stephanie/Beth	May	7.6 (p. 139)	To be held at PAI HQ. Line Item 23 Pearson: Agrees with estimated date.	\$248,102
44	Develop the new program delivery schedule (Oct. 2008)	Victoria / Vince	Beth/Melissa/Holly	April	7.7 (p. 141)	Line Item 23 Pearson: Agrees with estimated date.	\$248,102

Exhibit B: FCAT-New Pearson Contract – Cost Reduction Approaches/Decisions

Category	Pearson Cost Prop. 1/20/08 ¹	Pearson Cost Savings Estimates of 1/2/09	Pearson Cost Savings Estimates of 1/14/09	Pearson Cost Savings Estimates of 1/26-28/09	DOE Final Request for Scope Reductions 2/3/09 ¹
<p>Comments – Text shown in red requires legislative change to FS. 1008.22.</p>	<p>The approach for building this cost proposal was to cut from the new contract the same activities cut for 2009. (Numbers in parentheses are the item numbers from Pearson narrative summary provided with the 11-20-08 cost proposal.)</p>	<p>The approach for obtaining these cost saving estimates was to identify and cut backs that would enable the DOE to reach the FY 2008 level of funding. (Numbers in parentheses are from the numbers in the spreadsheet submitted by Pearson.)</p>	<p>The approach for obtaining these cost savings was to identify options for additional cut backs such that entire components or parts of components could be identified. (Numbers in parentheses are associated in the same order as the eight items added to the 1-2-09 spreadsheet.)</p>	<p>The approach for obtaining these cost savings was to identify areas related to options already considered that may not yet have been addressed. (Numbers in parentheses are associated with the e-mail from Dr. Cornelia Orr on 1-21-09 and after.)</p>	<p>The purpose of the Commissioner's letter to Pearson was to identify the final set of scope reduction beyond the 11/12/08 proposal that the DOE has agreed to implement and obtain a revised cost proposal. (Numbers in parentheses are associated with the Commissioner's letter of 2/3/09.)</p>
<p>1. Miscellaneous Items</p>	<ul style="list-style-type: none"> • Delete the printer/fax/copier for FDOE administrative support. (1) • Delete purchase of scientific calculators in 2009. (13) 			<ul style="list-style-type: none"> • Reduce the DOE staff travel reimbursable category funds (see separate spreadsheet). 	<ul style="list-style-type: none"> • Reduce the DOE staff travel reimbursable category funds (see separate spreadsheet). • Eliminate 1 Interpretive Products position from reimbursable category. • 2/16/09 – A new program delivery schedule will be required.
<p>2. Item Bank & Item Development</p>	<ul style="list-style-type: none"> • Stagger item bank reconstitution: Reading/Math to be reconstituted in 2009; Science to be reconstituted in 2010; Writing to be reconstituted in 2011. TDC staff will handle the recoding of items to the Next Generation standards. (2) • Reduce overall item development, given that 				<ul style="list-style-type: none"> • Delay item development activities for the EOC exams until July 1, 2009. The Department expects that an abbreviated timeline for Algebra I item development and review will be needed for this exam in the fall of 2009 so that these items will be ready for field testing in 2010. (14)

¹ The scope reductions specified in the Commissioner's letter of February 3, 2009, will be combined with the scope reductions reflected in the 11-20-09 Proposal submitted by Pearson and their additional clarifications of 2/16/09 to redefine the scope of the contract with Pearson. **The 2/16/09 clarifications are shown in bold and begin with 2/16/09.**

Exhibit B: FCAT-Pearson New Contract – Cost Reduction Approaches

Category	Pearson Cost Prop. 11/20/08 ¹	Pearson Cost Savings Estimates of 1/2/09	Pearson Cost Savings Estimates of 1/14/09	Pearson Cost Savings Estimates of 1/26-28/09	DOE Final Request for Scope Reductions 2/3/09 ¹
	<p>item release will be more modest than noted in the RFP. (3)</p> <ul style="list-style-type: none"> Delete pilot testing for all subjects in all years except Writing. (6) 				
3. Writing Test	<ul style="list-style-type: none"> Alter Writing item and test form development to shift initial field testing of the new Writing test to spring 2012, with baseline testing in spring 2013. (4) TDC will develop Writing prompts in all years. (5) Defer pilot testing for Writing prompts to 2010. (7) 	<ul style="list-style-type: none"> FCAT/FCAT2 Writing – Delete assessment in all phases. (2010 and on). (1) 	<ul style="list-style-type: none"> Writing - Impact of eliminating MC (i) Writing - Impact of eliminating Prompts (ii) 		
4. Reading & Math		<ul style="list-style-type: none"> FCAT/FCAT2 Grade 9 Reading – Test ONLY students scoring Level 1 or 2 assume n-count reduction to those scoring Level 1 or 2 in Grade 8 – using 2008 results: ~47% of Gr 8 students plus 10,000 new students. (2) FCAT/FCAT2 Gr 9 Math – Test ONLY students scoring Level 1 or 2 assume n-count reduction to students scoring Level 1 or 2 in Gr 8 - a/o 2008 - ~ 33% of Gr 8 enrollment plus 10,000 new students. (3) 	<ul style="list-style-type: none"> Grade 9 Elimination of Reading (additional reduction to 1/2/09 projection). (iii) Grade 9 Elimination of Math (additional reduction to 1/2/09 projection). (iv) Total Grade 9 Elimination (includes previous 1/2/09 projections). (v) FCAT2 – Delete Reading, Math, & Science PTs for all grades/phases (10) and other scenarios in the spreadsheet. (11-17) 	<ul style="list-style-type: none"> FCAT2 New test designs and item development – Delete Reading and Mathematics performance tasks (constructed response items). All machine-scored items would be kept, including gridded response items (cost savings previously provided). (10) 	<ul style="list-style-type: none"> Eliminate FCAT-2 Performance Tasks – Delete Reading and Mathematics performance tasks (constructed-response items, not gridded-response items). All machine-scored items would be kept, including gridded-response items (cost savings previously provided). (12)
5. Science		<ul style="list-style-type: none"> FCAT Science – Delete PTs for 2010 and 2011– will require psychometric analysis because we will be comparing tests with MC items to previous MC/PT tests. (9) 		<ul style="list-style-type: none"> FCAT1 Science – Delete performance tasks for 2010 and 2011– will require psychometric analysis because we will be comparing tests with 	<ul style="list-style-type: none"> Eliminate FCAT-1 Science Performance Tasks – Delete performance tasks for 2010 and 2011– will require psychometric analysis because we will

Exhibit B: FCAT-Pearson New Contract – Cost Reduction Approaches

Category	Pearson Cost Prop. 11/20/08 ¹	Pearson Cost Savings Estimates of 1/2/09	Pearson Cost Savings Estimates of 1/14/09	Pearson Cost Savings Estimates of 1/26-28/09	DOE Final Request for Scope Reductions 2/3/09 ¹
6. End-of-Course Exams		<ul style="list-style-type: none"> Eliminate PTs from End of Course Exams (8) 		<ul style="list-style-type: none"> End-of-course Exams – Delete performance tasks (constructed response items) (cost savings previously provided). (9) Eliminate EOC Exams individually and as a group. (Supplemental Request) 	<ul style="list-style-type: none"> End-of-course Exams – Delete performance tasks (constructed-response items, not gridded-response items). (11)
7. Spring Test Administrations and Manuals (TAMs)	<ul style="list-style-type: none"> Reduce the page count (from 400 to 350) on the regular Reading, Math, and Science TAMs and print with a 2-color cover/grayscale interior (vs. 4-color). (10) 11. Reduce the page count (from 350 to 200) on the regular Writing TAM and print with a 2-color cover/grayscale interior (vs. 4-color). Also combine the December field test and spring operational Writing TAMs. (11) 			<ul style="list-style-type: none"> Eliminate Writing TAM (6) {Pearson response: This was considered in the earlier estimate for eliminating Writing.} 	
8. Retake	<ul style="list-style-type: none"> Delete summer 2010 		<ul style="list-style-type: none"> Eliminate Summer 	<ul style="list-style-type: none"> Eliminate Summer 	<ul style="list-style-type: none"> Eliminate the summer

Exhibit B: FCAT-Pearson New Contract – Cost Reduction Approaches

Category	Pearson Cost Prop. 1/1/20/08'	Pearson Cost Savings Estimates of 1/2/09	Pearson Cost Savings Estimates of 1/14/09	Pearson Cost Savings Estimates of 1/26-28/09	DOE Final Request for Scope Reductions 2/3/09'
Administrations and Test Admin. Manuals (TAMs)	<ul style="list-style-type: none"> Retake. (Resume with the summer 2011 Retake.) (8) Reduce the Retake TAM page count for the paper-based TAM (from 175 to 125) and for computer-based TAM (from 150 to 125), print grayscale throughout and combine the fall/summer TAM into a single manual. (Edited 12) 		Retake (VI)	<ul style="list-style-type: none"> Retake for all administration years. (4) Eliminate Summer Retake TAM (5) {Pearson response: This was considered with the total elimination of the Summer Retake.} 	<ul style="list-style-type: none"> Eliminate the Summer Retake Test Administration Manuals for all years. (8)
9. Accommodations	<ul style="list-style-type: none"> Defer purchase of the screen reader to 2011. (9) 				
10. Educator Meetings	<ul style="list-style-type: none"> Reduce Pearson in-person participation at the annual Test Administration Debrief and Annual Assessment Coordinator's Conference. (14) Delete the annual New Assessment Coordinator's Conference. (15) Eliminate the annual Interpretive Product Planning Meeting – incorporate these activities into other standing meetings. (20) 				<ul style="list-style-type: none"> Reduce meetings and adjust reimbursable category (see separate spreadsheet).
11. Sample Test Materials (STM)	<ul style="list-style-type: none"> Eliminate 4-color printing for all Sample Test Materials – print grayscale throughout. (22) 	<ul style="list-style-type: none"> FCAT/FCAT2 STM's – Delete printing, but post as a PDF. (4) FCAT/FCAT2 STM's – Reduce page counts to 8-12 pgs; print all grades for Reading & Math; print all grades for Science; eliminate Writing STM's; develop and post on-line. 		<ul style="list-style-type: none"> Reduce page counts of FCAT-1/FCAT-2 Sample Test Materials (STMs include test books and answer keys). Please provide us with these costs in a manner that can be compared for 8, 12, or 16 page documents. (1) 	<ul style="list-style-type: none"> Reduce FCAT-1/FCAT-2 Sample Test Materials for Reading and Mathematics (STMs include test books and answer keys) – Reduce page counts to 16 pgs for both test books and answer keys; print test books for all grades in

Exhibit B: FCAT-Pearson New Contract – Cost Reduction Approaches

Category	Pearson Cost Prop. 1/12/08 ¹	Pearson Cost Savings Estimates of 1/2/09 (5)	Pearson Cost Savings Estimates of 1/14/09	Pearson Cost Savings Estimates of 1/26-28/09	DOE Final Request for Scope Reductions 2/3/09 ¹
12. Other Educator-Parent Interpretive Products (IP)	<ul style="list-style-type: none"> Reduce production of the Keys to Florida's Tests – provide at only three grades (3, 6, & 9) versus all grades three to 11. (23) 	<ul style="list-style-type: none"> Keys to FCAT - Develop and post on-line only. (6) Keys to FCAT – Eliminate totally. (6.a) 	<ul style="list-style-type: none"> Elimination of remaining Interpretive Products (does not include STM's or Keys to FCAT). (vii) Develop but do not print remaining Interpretive 	<ul style="list-style-type: none"> Eliminate all Computer-Based Tests Sample Test Materials (as described in Section 6.1.4); the online tutorial/practice test detailed in Appendix E could serve this purpose as long as we can use our sample items. (1) Eliminate the CBT Sample Test Books and Answer Keys on CD for educators (line 47 in Appendix A, Part 2B); Answer Keys can be posted in PDF form online, just as they are for paper-based STMs. (1) 	<ul style="list-style-type: none"> Eliminate the Sample Test Materials for all Computer-Based Tests (GBT) (as described in Section 6.1.4); the online tutorial/practice test detailed in Appendix E could serve this purpose as long as we can use our sample items. The online tutorial would include a maximum of 3 items per item type or a total of 12 items maximum for each CBT (Writing Grades 7 & 11, Algebra I, Biology, and other Science EOC exam). Once developed, the online tutorial would not be updated for the life of the test. (3) Eliminate the CBT Sample Test Books and Answer Keys on CD for educators (line 47 in Appendix A, Part 2B). (4) Eliminate the Keys to

Exhibit B: FCAT-Pearson New Contract – Cost Reduction Approaches

Category	Pearson Cost Prop. 1/1/20/08 ¹	Pearson Cost Savings Estimates of 1/2/09	Pearson Cost Savings Estimates of 1/14/09	Pearson Cost Savings Estimates of 1/26-28/09	DOE Final Request for Scope Reductions 2/3/09 ¹
13. Hand-scoring	<ul style="list-style-type: none"> Eliminate print production of Understanding Florida's Assessment Reports – provide as a PDF for download only. (24) Eliminate the release of a Florida Reads!, Florida Writes!, Florida Solves!, and Florida Inquires CD in 2010 or 2011. Release only Florida Reads! and Florida Solves! in 2012. Plan for release of all subjects in 2013 and beyond. (25) 	<ul style="list-style-type: none"> FCAT/FCAT2 Hand-scoring – Reduce operational scoring 2nd reads requirements to 20%. Assume RFP Perform. Tasks (PT) numbers/types. Reading, Mathematics, and Science (7) FCAT Science – Delete PTs for 2010 and 2011 – will require psychometric analysis because we will be comparing tests with MC items to previous MC/PT tests. (9) FCAT2 – Delete Reading, Math, & Science PTs for all grades/phases (10) FCAT2 – Delete PTs by separately by content area: Reading (11), Math (12), and Science (13). FCAT2 – Delete extended-response (ER) items and keep short- 	<p>Products (does not include STM's or Keys to FCAT). (viii)</p>	<p>Materials or the Test Item Specifications.) (3)</p> <p>FCAT Hand-scoring of Reading, Mathematics, and Science – Reduce operational scoring 2nd reads requirements to 20%. Assume RFP PT numbers/types. (7)</p>	<ul style="list-style-type: none"> Reduce FCAT Hand-scoring of Reading, Mathematics – Reduce operational scoring 2nd reads requirements to 20%. Assume RFP PT numbers/types. (9) Eliminate FCAT Science Performance Tasks – Delete performance tasks for 2010 and 2011 – will require psychometric analysis because we will be comparing tests with MC items to previous MC/PT tests. (10) 2/16/09 – Reduction of the performance item hand-scoring, second (2nd) read requirement for FCAT/FCAT-2 Writing; Grades 4 and 7/8 to 20% (vs. previously-held 100%).

Exhibit B: FCAT-Pearson New Contract – Cost Reduction Approaches

Category	Pearson Cost Prop. 1/1/20/08 ¹	Pearson Cost Savings Estimates of 1/2/09	Pearson Cost Savings Estimates of 1/14/09	Pearson Cost Savings Estimates of 1/26-28/09	DOE Final Request for Scope Reductions 2/3/09 ¹
14. Reporting and the FCAT Parent Network	<ul style="list-style-type: none"> Delete the FCAT Parent Network for all years. (19) 	<ul style="list-style-type: none"> FCAT2 – Delete extended-response (ER) items and keep short-responses (SR) items separately by content area: Reading (15), Math (16), and Science (17). Eliminate PTs from End of Course Exams (8) 		<ul style="list-style-type: none"> Eliminate all printed reports except individual student reports. This would include the elimination of certificates and labels as well. Electronic copies of reports would be developed and made available for downloading via the contractor's website. Cost savings for this option could not be located in any of the documentation. We thought this topic had been discussed, but may not have been since most reports are requested only in electronic format. (11) 	<ul style="list-style-type: none"> Eliminate all printed reports except individual student reports. This includes the elimination of certificates and labels. Electronic copies of reports would be developed and made available for downloading via the contractor's Web site. Cost savings for this option could not be located in any of the documentation. We thought this topic had been discussed, but may not have been, since most reports are requested only in electronic format. (13)
15. Printing Test Books	<ul style="list-style-type: none"> Eliminate 4-color printing for all test booklets – instead print with a 2-color cover/grayscale interior. Also reduce production overages to 20% from 30%. (21) 				<ul style="list-style-type: none"> 2/16/09 – Reconfiguration of test materials to support a multiple-choice/gridded response only format. (A new test configuration document will be needed to capture all changes.)

COST PROPOSAL FOR FLORIDA'S STANDARDS-BASED ASSESSMENT SYSTEM RFP 2008-17

Task Area	Applicable Years	Base Contract Period					Renewal Period		Subtotal	Total
		<input checked="" type="checkbox"/> Phase I	<input type="checkbox"/> Phase II	<input type="checkbox"/> Phase III	<input type="checkbox"/> Phase IV	<input type="checkbox"/> Phase V	<input type="checkbox"/> Phase I	<input type="checkbox"/> Phase II		
		Human Resource	Supplies and Services	Printing	Computer/Tech ology Services	Travel	Other (Specify)			
1. Contract management reports and activities (1.2 and 7.0)	2008-15								\$	229,831
a. Weekly management reports		\$ 99,804	\$ -	\$ -	\$ 1,663	\$ -	\$ -	\$ -	101,468	
b. Operational Plan (annual)		\$ 62,834	\$ -	\$ -	\$ -	\$ -	\$ -	\$ -	62,834	
c. Project Schedule (quarterly)		\$ 36,086	\$ -	\$ -	\$ 416	\$ -	\$ -	\$ -	36,501	
d. Accounting Report (semi-annual)		\$ 29,027	\$ -	\$ -	\$ -	\$ -	\$ -	\$ -	29,027	
e. Program Management Communication (printer/fax/scanner/copier) (7.5)	2008-09	\$ -	\$ -	\$ -	\$ -	\$ -	\$ -	\$ -	-	
2 Item Bank (3.6)	2009-15								\$	2,132,828
a. Reconstitute/Update Item Bank		\$ 2,032,235	\$ -	\$ -	\$ 100,594	\$ -	\$ -	\$ -	2,132,828	
3. Item/Prompt Development (RFP s. 3.7)	2009-14								\$	2,438,301
a. Item Development Plan (3.7.1)	2009-14	\$ 43,429	\$ -	\$ -	\$ -	\$ -	\$ -	\$ -	43,429	
b. FCAT/FSA Reading		\$ 1,034,097	\$ 695	\$ -	\$ -	\$ -	\$ -	\$ -	1,034,792	
c. FCAT/FSA Mathematics		\$ 838,681	\$ 596	\$ -	\$ -	\$ -	\$ -	\$ -	839,277	
d. FCAT/FSA Science		\$ 339,306	\$ 179	\$ -	\$ -	\$ -	\$ -	\$ -	339,485	
e. FCAT/FSA Writing										
e.1. Multiple-Choice Items		\$ -	\$ -	\$ -	\$ -	\$ -	\$ -	\$ -	-	
e.2. Writing Prompts	2010-14	\$ -	\$ -	\$ -	\$ -	\$ -	\$ -	\$ -	-	
f. End-of-Course Exams		\$ 181,060	\$ 258	\$ -	\$ -	\$ -	\$ -	\$ -	181,318	
4. Pilot Testing (RFP s. 3.7.6)	2009-14								\$	-
a. FCAT/FSA Reading		\$ -	\$ -	\$ -	\$ -	\$ -	\$ -	\$ -	-	
b. FCAT/FSA Mathematics		\$ -	\$ -	\$ -	\$ -	\$ -	\$ -	\$ -	-	
c. FCAT/FSA Science		\$ -	\$ -	\$ -	\$ -	\$ -	\$ -	\$ -	-	
d. FCAT/FSA Writing										
d.1. Multiple-Choice Items		\$ -	\$ -	\$ -	\$ -	\$ -	\$ -	\$ -	-	
d.2. Writing Prompts		\$ -	\$ -	\$ -	\$ -	\$ -	\$ -	\$ -	-	
e. End-of-Course Exams		\$ -	\$ -	\$ -	\$ -	\$ -	\$ -	\$ -	-	
5. State Review Meetings Implementation (RFP s. 3.7.7) Contractor Expenses	2009-15								\$	399,301
a. Educator Meeting specifications		\$ 2,903	\$ -	\$ -	\$ -	\$ -	\$ -	\$ -	2,903	
b. Bias and Sensitivity Reviews		\$ 42,630	\$ -	\$ -	\$ -	\$ 146,968	\$ -	\$ -	189,598	
c. Reading Passage Reviews		\$ 56,929	\$ -	\$ -	\$ -	\$ 146,968	\$ -	\$ -	203,897	
d. Science Expert Reviews		\$ 2,903	\$ -	\$ -	\$ -	\$ -	\$ -	\$ -	2,903	
e. FCAT/FSA Item Content Reviews										
f. Writing Prompt Reviews		\$ -	\$ -	\$ -	\$ -	\$ -	\$ -	\$ -	-	
g. End-of-Course Exam Content Reviews		\$ -	\$ -	\$ -	\$ -	\$ -	\$ -	\$ -	-	
6. Field-Test Forms & Item Sets Development (3.7.8)	2009-15								\$	92,812

COST PROPOSAL FOR FLORIDA'S STANDARDS-BASED ASSESSMENT SYSTEM RFP 2008-17

Check the phase for which the costs apply and enter costs for the applicable tasks.

Base Contract Period				
<u>X</u> Phase I	Phase II	Phase III	Phase IV	Phase V

Renewal Period	
Phase I	Phase II

Task Area	Applicable Years	Human Resource	Supplies and Services	Printing	Computer/Technology Services	Travel	Other (Specify)	Subtotal	Total
a. FCAT/FSA Reading		\$ 41,830	\$ -	\$ -	\$ -	\$ -	\$ -	\$ 41,830	
b. FCAT/FSA Mathematics		\$ 36,602	\$ -	\$ -	\$ -	\$ -	\$ -	\$ 36,602	
c. FCAT/FSA Science		\$ 10,458	\$ -	\$ -	\$ -	\$ -	\$ -	\$ 10,458	
d. FCAT/FSA Writing									
d.1. Multiple-Choice Items		\$ -	\$ -	\$ -	\$ -	\$ -	\$ -	\$ -	
d.2. Writing Prompts		\$ -	\$ -	\$ -	\$ -	\$ -	\$ -	\$ -	
e. End-of-Course Exams		\$ 3,922	\$ -	\$ -	\$ -	\$ -	\$ -	\$ 3,922	
7. Test Form Construction (RFP s. 3.8)	2009-14								\$ 1,451,082
a. Test Construction Specifications (3.8.1, 5.1.2, 5.14)		\$ 56,410	\$ -	\$ -	\$ -	\$ -	\$ -	\$ 56,410	
b. Test Construction System (3.8.2)		\$ 86,432	\$ -	\$ -	\$ -	\$ -	\$ -	\$ 86,432	
c. FCAT/FSA Reading		\$ 17,130	\$ 287,069	\$ -	\$ -	\$ -	\$ -	\$ 304,199	
d. FCAT/FSA Mathematics		\$ 14,988	\$ 430,203	\$ -	\$ -	\$ -	\$ -	\$ 445,190	
e. FCAT/FSA Science		\$ 6,424	\$ 270,574	\$ -	\$ -	\$ -	\$ -	\$ 276,998	
f. FCAT/FSA Writing									
f.1. Multiple-Choice Items		\$ -	\$ -	\$ -	\$ -	\$ -	\$ -	\$ -	
f.2. Prompts		\$ 12,848	\$ 156	\$ -	\$ -	\$ -	\$ -	\$ 13,004	
g. FCAT/FSA Retake Forms-Reading/Math (5.1.2, 5.1.4)		\$ 62,358	\$ 98,058	\$ -	\$ -	\$ -	\$ -	\$ 160,416	
h. End-of-Course Exams		\$ 8,565	\$ 99,867	\$ -	\$ -	\$ -	\$ -	\$ 108,432	
8. Special Forms Development (3.9)									\$ -
a. Norming Study Forms (3.8.4)	2009-10	\$ -	\$ -	\$ -	\$ -	\$ -	\$ -	\$ -	
b. Public Release Forms (3.9, 6.5)	2013-15	\$ -	\$ -	\$ -	\$ -	\$ -	\$ -	\$ -	
9. Printed Tests (3.5, 3.10)	2009-15								\$ 1,233,736
a. Production Specifications (3.11)		\$ 2,903	\$ -	\$ -	\$ -	\$ -	\$ -	\$ 2,903	
b. Style Guide (3.11)		\$ 4,329	\$ -	\$ -	\$ -	\$ -	\$ -	\$ 4,329	
c. FCAT/FSA Test Books		\$ 359,603	\$ -	\$ -	\$ -	\$ -	\$ -	\$ 359,603	
d. FCAT/FSA Answer Documents		\$ 215,762	\$ -	\$ -	\$ -	\$ -	\$ -	\$ 215,762	
e. Retake Forms-Reading/Math		\$ 71,920	\$ -	\$ 507,301	\$ -	\$ -	\$ -	\$ 579,220	
f. End-of-Course Exams		\$ 71,920	\$ -	\$ -	\$ -	\$ -	\$ -	\$ 71,920	
10. Computer-Based Tests (3.5, 3.12)	2009-15								\$ 389,116
a. CBT Production Specifications		\$ 14,514	\$ -	\$ -	\$ -	\$ -	\$ -	\$ 14,514	
b. CBT Style Guide		\$ 14,514	\$ -	\$ -	\$ -	\$ -	\$ -	\$ 14,514	
c. CBT FSA Writing		\$ -	\$ -	\$ -	\$ -	\$ -	\$ -	\$ -	
d. CBT Retake Forms-Reading/Math		\$ 14,514	\$ -	\$ -	\$ 66,212	\$ -	\$ -	\$ 80,726	
e. End-of-Course Exams		\$ 14,514	\$ -	\$ -	\$ 264,849	\$ -	\$ -	\$ 279,363	
11. Accommodations for Paper-Based Tests (3.13, 4.12)	2009-15								\$ 382,802

COST PROPOSAL FOR FLORIDA'S STANDARDS-BASED ASSESSMENT SYSTEM RFP 2008-17

Check the phase for which the costs apply and enter costs for the applicable tasks.

Base Contract Period				
<u>X</u> Phase I	Phase II	Phase III	Phase IV	Phase V

Renewal Period	
Phase I	Phase II

Task Area	Applicable Years	Human Resource	Supplies and Services	Printing	Computer/Tech nology Services	Travel	Other (Specify)	Subtotal	Total	
a. FCAT/FSA Braille		\$ -	\$ 20,281	\$ 134,378	\$ -	\$ -	\$ -	\$ 154,658		
b. FCAT/FSA Large Print		\$ -	\$ 144,403	\$ 39,714	\$ -	\$ -	\$ -	\$ 184,117		
c. FCAT/FSA One Item Per Page		\$ -	\$ 44,027	\$ -	\$ -	\$ -	\$ -	\$ 44,027		
d. FCAT/FSA Black and White		\$ -	\$ -	\$ -	\$ -	\$ -	\$ -	\$ -		
e. FCAT/FSA Screen Reader		\$ -	\$ -	\$ -	\$ -	\$ -	\$ -	\$ -		
12. Accommodations for Computer-Based Tests (4.13) Including EOC, Retakes, and FSA Writing 7 & 11	2009-15								\$ -	
a. Regular Paper Version of Tests as Required by IEP		\$ -	\$ -	\$ -	\$ -	\$ -	\$ -	\$ -		
b. Braille		\$ -	\$ -	\$ -	\$ -	\$ -	\$ -	\$ -		
c. One Item Per Page		\$ -	\$ -	\$ -	\$ -	\$ -	\$ -	\$ -		
d. Black and White		\$ -	\$ -	\$ -	\$ -	\$ -	\$ -	\$ -		
e. Screen Reader		\$ -	\$ -	\$ -	\$ -	\$ -	\$ -	\$ -		
13. Distribute & Retrieve Materials (4)	2009-15								\$ 1,010,924	
a. Pack and Distributed Materials (4.1)		\$ 298,473	\$ 306,569	\$ 7,739	\$ 256,942	\$ -	\$ -	\$ 869,722		
b. Customer Satisfaction Information (4.2)		\$ 14,514	\$ -	\$ -	\$ -	\$ -	\$ -	\$ 14,514		
c. Missing Materials Report/Inventory (4.3)		\$ 37,171	\$ -	\$ -	\$ 9,357	\$ -	\$ -	\$ 46,527		
d. Disposition of Materials (4.4)		\$ 14,514	\$ 20,016	\$ -	\$ 9,357	\$ -	\$ -	\$ 43,886		
e. Retrieve Materials (4.5)		\$ 15,524	\$ -	\$ -	\$ 3,119	\$ -	\$ -	\$ 18,643		
f. Pre-identification specifications (4.6)		\$ 14,514	\$ -	\$ -	\$ 3,119	\$ -	\$ -	\$ 17,633		
14. Test Administration Ancillary Materials (4.8-4.10)	2009-15								\$ 1,445,203	
a. Workflow schedule (4.8.1)		\$ -	\$ -	\$ -	\$ -	\$ -	\$ -	\$ -		
b. FCAT/FSA Test Administration Manuals (4.9)		\$ 89,799	\$ 30,248	\$ 46,916	\$ -	\$ -	\$ -	\$ 166,963		
c. FCAT/FSA Ancillary Materials (4.9)		\$ 3,116	\$ 4,519	\$ 74	\$ -	\$ -	\$ -	\$ 7,709		
d. EOC Exams Test Administration Manuals (4.9)		\$ -	\$ 1,215	\$ -	\$ -	\$ -	\$ -	\$ 1,215		
e. EOC Exams Ancillary Materials (4.9)		\$ -	\$ -	\$ -	\$ -	\$ -	\$ -	\$ -		
f. Calculators and Rulers (4.10)		\$ 6,789	\$ 1,004,452	\$ 133	\$ 257,942	\$ -	\$ -	\$ 1,269,316		
15. Administration Annual Meeting Implementation (RFP s. 4.14) Contractor Expenses	2009-15								\$ 26,137	
a. Test Administration Debrief		\$ 11,014	\$ -	\$ -	\$ -	\$ 2,055	\$ -	\$ 13,068		
b. New Assessment Coordinators Meeting		\$ -	\$ -	\$ -	\$ -	\$ -	\$ -	\$ -		
c. Annual Assessment Coord. Meeting		\$ 11,014	\$ -	\$ -	\$ -	\$ 2,055	\$ -	\$ 13,068		
16. Measurement Model & Special Studies (5.1)	2009-15								\$ 453,218	

COST PROPOSAL FOR FLORIDA'S STANDARDS-BASED ASSESSMENT SYSTEM RFP 2008-17

Task Area	Applicable Years	Base Contract Period					Renewal Period		Subtotal	Total
		<input checked="" type="checkbox"/> Phase I	<input type="checkbox"/> Phase II	<input type="checkbox"/> Phase III	<input type="checkbox"/> Phase IV	<input type="checkbox"/> Phase V	<input type="checkbox"/> Phase I	<input type="checkbox"/> Phase II		
		Human Resource	Supplies and Services	Printing	Computer/Tech nology Services	Travel	Other (Specify)			
a. Field Test & Calibration Sample Specifications and Selection (5.1, 5.4)	2009-14									
a.1. Writing Prompts (5.1.7)		\$ -	\$ -	\$ -	\$ -	\$ -	\$ -	\$ -	-	
a.2. Reading, Mathematics, & Science (5.1, 5.4.3)		\$ 18,435	\$ 42,625	\$ -	\$ -	\$ -	\$ -	\$ -	61,061	
a.3. End-of-Course Tests (5.1.8)		\$ -	\$ -	\$ -	\$ -	\$ -	\$ -	\$ -	-	
a.4. Early Return Samples (5.4.3)		\$ 57,581	\$ 42,625	\$ -	\$ -	\$ -	\$ -	\$ -	100,207	
b. Calibration, Equating, and Scaling Specifications (5.4.1, 5.4.3)	2009-14									
b.1. Writing		\$ -	\$ -	\$ -	\$ -	\$ -	\$ -	\$ -	-	
b.2. Reading, Mathematics, & Science		\$ 48,361	\$ 38,363	\$ -	\$ -	\$ -	\$ -	\$ -	86,724	
c. Process & Score Calibration Samples (5.1.1, 5.1.7)		\$ -	\$ -	\$ -	\$ -	\$ -	\$ -	\$ -	-	
c.1. Writing	2010-15	\$ -	\$ -	\$ -	\$ -	\$ -	\$ -	\$ -	-	
c.2. Reading, Mathematics, & Science		\$ -	\$ -	\$ -	\$ -	\$ -	\$ -	\$ -	-	
c.3. Writing Prompt Field Test		\$ -	\$ -	\$ -	\$ -	\$ -	\$ -	\$ -	-	
d. FCAT/FSA Scoring Tables (5.1.3)										
d.1. Fall/Spring/Summer Retakes (5.1.3, 5.1.4)		\$ 11,528	\$ 25,575	\$ -	\$ -	\$ -	\$ -	\$ -	37,103	
d.2. Writing Administration (5.1.3)		\$ -	\$ 25,575	\$ -	\$ -	\$ -	\$ -	\$ -	25,575	
d.3. Spring Reading, Mathematics & Science Administrations (5.1.3)		\$ -	\$ 25,575	\$ -	\$ -	\$ -	\$ -	\$ -	25,575	
d.4. EOC Administrations (5.1.3)		\$ -	\$ -	\$ -	\$ -	\$ -	\$ -	\$ -	-	
e. Process and Score NRT (5.1.5)	2010-11	\$ -	\$ -	\$ -	\$ -	\$ -	\$ -	\$ -	-	
f. New Measurement Model for FSA Writing (5.1.6)	2008-09	\$ 31,722	\$ 85,251	\$ -	\$ -	\$ -	\$ -	\$ -	116,973	
17. Data Verification and Quality Assurance (5.2)	2009-15								\$ 161,065	
a. Data Verification Specifications (5.2.1)		\$ 14,514	\$ -	\$ -	\$ 67,639	\$ -	\$ -	\$ -	82,153	
b. Verify Answer Keys (5.2.2)		\$ -	\$ -	\$ -	\$ 22,546	\$ -	\$ -	\$ -	22,546	
c. Gridded-Response/Fill-In Adjudication and Review (5.2.3, 5.2.4)		\$ -	\$ -	\$ -	\$ -	\$ -	\$ -	\$ -	-	
d. Quality control systems (5.2.5)		\$ -	\$ -	\$ -	\$ 56,366	\$ -	\$ -	\$ -	56,366	
18. Scanning Student Responses (5.3)	2009-15								\$ 423,913	
a. Scanning/Scoring Specifications		\$ 2,903	\$ -	\$ -	\$ 71,062	\$ -	\$ -	\$ -	73,964	
b. Mock and Mini State Files										
b.1. FCAT/FSA Retake Tests		\$ 66,726	\$ -	\$ -	\$ 269,705	\$ -	\$ -	\$ -	336,431	
b.2. FCAT/FSA Spring Tests		\$ 2,903	\$ -	\$ -	\$ -	\$ -	\$ -	\$ -	2,903	
b.3. End-of-Course Tests		\$ 2,903	\$ -	\$ -	\$ -	\$ -	\$ -	\$ -	2,903	
c. Special Processing for Braille/Large Print Documents (5.3.1)		\$ 3,033	\$ -	\$ -	\$ -	\$ -	\$ -	\$ -	3,033	

COST PROPOSAL FOR FLORIDA'S STANDARDS-BASED ASSESSMENT SYSTEM RFP 2008-17

Task Area	Applicable Years	Base Contract Period					Renewal Period		Subtotal	Total
		X Phase I	__ Phase II	__ Phase III	__ Phase IV	__ Phase V	__ Phase I	__ Phase II		
		Human Resource	Supplies and Services	Printing	Computer/Tech nology Services	Travel	Other (Specify)			
d. Other Special Handling Requirements (5.3.2.)		\$ 2,903	\$ -	\$ -	\$ 1,777	\$ -	\$ -	\$ 4,679		
19. Scoring of Student Responses (5.4)									\$ 386,551	
a. Handscoring Replication Study (5.4.4.1)	2009	\$ 299,203	\$ 7,894	\$ -	\$ -	\$ -	\$ -	\$ 307,098		
b. Handscoring Specifications (5.4.4.2)	2009-14	\$ 2,903	\$ -	\$ -	\$ -	\$ -	\$ -	\$ 2,903		
c. Preparation and Handscoring of Performance Tasks (5.4.4.3, 5.4.4.4, 5.4.4.5)	2010-15									
c.1. FCAT/FSA Performance Tasks		\$ 2,903	\$ -	\$ -	\$ -	\$ -	\$ -	\$ 2,903		
c.2. FCAT/FSA Writing Prompts		\$ 2,903	\$ -	\$ -	\$ -	\$ -	\$ -	\$ 2,903		
c.3. End-of-Course Tests		\$ -	\$ -	\$ -	\$ -	\$ -	\$ -	\$ -		
d. Anomaly Checking and Missing Scores (5.4.6, 5.4.7, 5.4.8)		\$ 2,903	\$ -	\$ -	\$ 67,843	\$ -	\$ -	\$ 70,746		
20. Reporting Scores (5.5)									\$ 943,902	
a. Reports & File Specifications (5.5.1)	2009-14	\$ 2,903	\$ -	\$ -	\$ 111,381	\$ -	\$ -	\$ 114,284		
b. Complete Results Deliveries (5.5)	2009-15									
b.1. FCAT/FSA Retake Tests		\$ 17,935	\$ 13,613	\$ 42,498	\$ 551,200	\$ -	\$ -	\$ 625,246		
b.2. FCAT/FSA Writing		\$ 2,903	\$ -	\$ -	\$ -	\$ -	\$ -	\$ 2,903		
b.3. FCAT/FSA Reading, Mathematics, & Science		\$ 2,903	\$ -	\$ -	\$ -	\$ -	\$ -	\$ 2,903		
b.4. End-of-Course Tests		\$ 2,903	\$ -	\$ -	\$ -	\$ -	\$ -	\$ 2,903		
c. Electronic Results (5.5.3, 5.5.4)	2009-15	\$ 2,903	\$ -	\$ -	\$ 81,381	\$ -	\$ -	\$ 84,284		
d. Demographic Reports (RFP s. 5.5.5)	2010-15	\$ -	\$ -	\$ -	\$ 111,381	\$ -	\$ -	\$ 111,381		
21. Technical Oversight and Special Studies (5.6)									\$ 326,044	
a. Technical Report (5.6.2)	2010-15	\$ 23,278	\$ -	\$ -	\$ -	\$ -	\$ -	\$ 23,278		
b. Achievement Level Standard Setting Meetings (5.6.3)	2011-12	\$ -	\$ -	\$ -	\$ -	\$ -	\$ -	\$ -		
c. Vertical Scaling (5.6.4)	2011, 2014	\$ -	\$ -	\$ -	\$ -	\$ -	\$ -	\$ -		
d. Comparability of Scales – FCAT to FSA (5.6.5)	2009-11	\$ 41,693	\$ 85,251	\$ -	\$ -	\$ -	\$ -	\$ 126,943		
e. Calibration/Equating Studies (5.6.6)	2009, 2012, 2015	\$ 96,926	\$ 21,313	\$ -	\$ -	\$ -	\$ -	\$ 118,239		
f. Comparability of Different Modalities (5.6.7)	2009, 2010, 2012	\$ 36,271	\$ 21,313	\$ -	\$ -	\$ -	\$ -	\$ 57,584		
22. Interpretive Products/Services (6.0)									\$ 2,551,383	
a. Annual Int. Prod. Planning Meeting (6.0.13) Contractor Expenses	2009-14	\$ 27,901	\$ -	\$ -	\$ -	\$ -	\$ -	\$ 27,901		

COST PROPOSAL FOR FLORIDA'S STANDARDS-BASED ASSESSMENT SYSTEM RFP 2008-17

Task Area	Applicable Years	Base Contract Period					Renewal Period		Subtotal	Total
		<input checked="" type="checkbox"/> X Phase I	<input type="checkbox"/> Phase II	<input type="checkbox"/> Phase III	<input type="checkbox"/> Phase IV	<input type="checkbox"/> Phase V	<input type="checkbox"/> Phase I	<input type="checkbox"/> Phase II		
		Human Resource	Supplies and Services	Printing	Computer/Tech nology Services	Travel	Other (Specify)			
b. Interpretive Products Production Specificaitons (6.0, 6.0.9)	2010-14	\$ 27,100	\$ -	\$ -	\$ -	\$ -	\$ -	\$ -	27,100	
c. Sample Test Materials (6.1)	2009-14									
c.1. Paper-Based STMs		\$ 955,713	\$ 992,868	\$ 8,257	\$ -	\$ -	\$ -	\$ -	1,956,838	
c.2. Computer-Based STMs		\$ -	\$ -	\$ -	\$ -	\$ -	\$ -	\$ -	-	
c.3. EOC Exams STMs		\$ 6,588	\$ 10,882	\$ 133	\$ -	\$ -	\$ -	\$ -	17,603	
d. Keys to Florida's Tests (6.2)	2010-15	\$ -	\$ -	\$ -	\$ -	\$ -	\$ -	\$ -	-	
e. Understanding Florida's Assessment Reports (6.3)	2010-15	\$ -	\$ -	\$ -	\$ -	\$ -	\$ -	\$ -	-	
f. Florida Reads! Writes! Solves! Inquires! CD (6.4)	2010-15	\$ -	\$ -	\$ -	\$ -	\$ -	\$ -	\$ -	-	
g. Released Tests (6.5)	2013-15	\$ -	\$ -	\$ -	\$ -	\$ -	\$ -	\$ -	-	
h. Test Item Specifications (6.6)	2009-11, 2014-15									
h.1 Reading		\$ -	\$ -	\$ -	\$ -	\$ -	\$ -	\$ -	-	
h.2. Mathematics		\$ 148,557	\$ -	\$ -	\$ -	\$ -	\$ -	\$ -	148,557	
h.3. Science		\$ 116,004	\$ -	\$ -	\$ -	\$ -	\$ -	\$ -	116,004	
h.4. Writing		\$ -	\$ -	\$ -	\$ -	\$ -	\$ -	\$ -	-	
h.5. EOC Exams		\$ 257,382	\$ -	\$ -	\$ -	\$ -	\$ -	\$ -	257,382	
i. FSA Lessons Learned (6.7)	2013-15	\$ -	\$ -	\$ -	\$ -	\$ -	\$ -	\$ -	-	
j. Florida Assessment Handbook (6.8)	2011, 2014	\$ -	\$ -	\$ -	\$ -	\$ -	\$ -	\$ -	-	
23. Other (tasks must be specified)										
Program/Project Management		\$ 1,978,111	\$ -	\$ -	\$ -	\$ 243,545	\$ -	\$ -	2,221,656	3,721,524
5.e.g Item Content Reviews (+ EOC)		\$ 226,253	\$ -	\$ -	\$ -	\$ -	\$ -	\$ -	226,253	
		\$ -	\$ -	\$ -	\$ -	\$ -	\$ -	\$ -	-	
		\$ -	\$ -	\$ -	\$ -	\$ -	\$ -	\$ -	-	
		\$ -	\$ -	\$ -	\$ -	\$ -	\$ -	\$ -	-	
		\$ -	\$ -	\$ -	\$ -	\$ -	\$ -	\$ -	-	

PHASE TOTAL

\$ 20,199,675

COST PROPOSAL FOR FLORIDA'S STANDARDS-BASED ASSESSMENT SYSTEM RFP 2008-17

Task Area	Applicable Years	Base Contract Period					Renewal Period		Subtotal	Total
		Phase I	<u>X</u> Phase II	Phase III	Phase IV	Phase V	Phase I	Phase II		
1. Contract management reports and activities (1.2 and 7.0)	2008-15									\$ 199,517
a. Weekly management reports		\$ 91,252	\$ -	\$ -	\$ 9,611	\$ -	\$ -	\$ -	\$ 100,864	
b. Operational Plan (annual)		\$ 41,818	\$ -	\$ -	\$ -	\$ -	\$ -	\$ -	\$ 41,818	
c. Project Schedule (quarterly)		\$ 31,329	\$ -	\$ -	\$ 2,403	\$ -	\$ -	\$ -	\$ 33,732	
d. Accounting Report (semi-annual)		\$ 23,104	\$ -	\$ -	\$ -	\$ -	\$ -	\$ -	\$ 23,104	
e. Program Management Communication (printer/fax/scanner/copier) (7.5)	2008-09	\$ -	\$ -	\$ -	\$ -	\$ -	\$ -	\$ -	\$ -	
2 Item Bank (3.6)	2009-15									\$ 160,213
a. Reconstitute/Update Item Bank		\$ 119,895	\$ -	\$ -	\$ 40,318	\$ -	\$ -	\$ -	\$ 160,213	
3. Item/Prompt Development (RFP s. 3.7)	2009-14									\$ 5,698,585
a. Item Development Plan (3.7.1)	2009-14	\$ 74,038	\$ -	\$ -	\$ -	\$ -	\$ -	\$ -	\$ 74,038	
b. FCAT/FSA Reading		\$ 1,937,275	\$ 391	\$ -	\$ -	\$ -	\$ -	\$ -	\$ 1,937,666	
c. FCAT/FSA Mathematics		\$ 1,811,573	\$ 335	\$ -	\$ -	\$ -	\$ -	\$ -	\$ 1,811,908	
d. FCAT/FSA Science		\$ 589,983	\$ 101	\$ -	\$ -	\$ -	\$ -	\$ -	\$ 590,084	
e. FCAT/FSA Writing										
e.1. Multiple-Choice Items		\$ 722,392	\$ 78	\$ -	\$ -	\$ -	\$ -	\$ -	\$ 722,471	
e.2. Writing Prompts	2010-14	\$ -	\$ -	\$ -	\$ -	\$ -	\$ -	\$ -	\$ -	
f. End-of-Course Exams		\$ 562,273	\$ 145	\$ -	\$ -	\$ -	\$ -	\$ -	\$ 562,418	
4. Pilot Testing (RFP s. 3.7.6)	2009-14									\$ 95,919
a. FCAT/FSA Reading		\$ -	\$ -	\$ -	\$ -	\$ -	\$ -	\$ -	\$ -	
b. FCAT/FSA Mathematics		\$ -	\$ -	\$ -	\$ -	\$ -	\$ -	\$ -	\$ -	
c. FCAT/FSA Science		\$ -	\$ -	\$ -	\$ -	\$ -	\$ -	\$ -	\$ -	
d. FCAT/FSA Writing										
d.1. Multiple-Choice Items		\$ 41,779	\$ -	\$ -	\$ 14,244	\$ -	\$ -	\$ -	\$ 56,023	
d.2. Writing Prompts		\$ 25,652	\$ -	\$ -	\$ 14,244	\$ -	\$ -	\$ -	\$ 39,896	
e. End-of-Course Exams		\$ -	\$ -	\$ -	\$ -	\$ -	\$ -	\$ -	\$ -	
5. State Review Meetings Implementation (RFP s. 3.7.7) Contractor Expenses	2009-15									\$ 561,380
a. Educator Meeting specifications		\$ 2,310	\$ -	\$ -	\$ -	\$ -	\$ -	\$ -	\$ 2,310	
b. Bias and Sensitivity Reviews		\$ 45,480	\$ -	\$ -	\$ -	\$ 153,445	\$ -	\$ -	\$ 198,924	
c. Reading Passage Reviews		\$ 50,945	\$ -	\$ -	\$ -	\$ 153,445	\$ -	\$ -	\$ 204,390	
d. Science Expert Reviews		\$ 2,310	\$ -	\$ -	\$ -	\$ 153,445	\$ -	\$ -	\$ 155,755	
e. FCAT/FSA Item Content Reviews										
f. Writing Prompt Reviews		\$ -	\$ -	\$ -	\$ -	\$ -	\$ -	\$ -	\$ -	
g. End-of-Course Exam Content Reviews		\$ -	\$ -	\$ -	\$ -	\$ -	\$ -	\$ -	\$ -	
6. Field-Test Forms & Item Sets Development (3.7.8)	2009-15									\$ 106,279

COST PROPOSAL FOR FLORIDA'S STANDARDS-BASED ASSESSMENT SYSTEM RFP 2008-17

Task Area	Applicable Years	Base Contract Period					Renewal Period		Subtotal	Total
		Phase I	X Phase II	Phase III	Phase IV	Phase V	Phase I	Phase II		
<div style="border: 1px solid black; padding: 2px; display: inline-block;">Check the phase for which the costs apply and enter costs for the applicable tasks.</div>										
a. FCAT/FSA Reading		\$ 43,977	\$ -	\$ -	\$ -	\$ -	\$ -	\$ -	\$ 43,977	
b. FCAT/FSA Mathematics		\$ 40,313	\$ -	\$ -	\$ -	\$ -	\$ -	\$ 40,313		
c. FCAT/FSA Science		\$ 10,994	\$ -	\$ -	\$ -	\$ -	\$ -	\$ 10,994		
d. FCAT/FSA Writing										
d.1. Multiple-Choice Items		\$ -	\$ -	\$ -	\$ -	\$ -	\$ -	\$ -		
d.2. Writing Prompts		\$ 3,665	\$ -	\$ -	\$ -	\$ -	\$ -	\$ 3,665		
e. End-of-Course Exams		\$ 7,330	\$ -	\$ -	\$ -	\$ -	\$ -	\$ 7,330		
7. Test Form Construction (RFP s. 3.8)	2009-14								\$ 1,669,610	
a. Test Construction Specifications (3.8.1, 5.1.2, 5.14)		\$ 37,891	\$ -	\$ -	\$ -	\$ -	\$ -	\$ 37,891		
b. Test Construction System (3.8.2)		\$ 46,751	\$ -	\$ -	\$ -	\$ -	\$ -	\$ 46,751		
c. FCAT/FSA Reading		\$ 105,670	\$ 311,941	\$ -	\$ -	\$ -	\$ -	\$ 417,610		
d. FCAT/FSA Mathematics		\$ 92,461	\$ 467,475	\$ -	\$ -	\$ -	\$ -	\$ 559,937		
e. FCAT/FSA Science		\$ 28,505	\$ 294,017	\$ -	\$ -	\$ -	\$ -	\$ 322,522		
f. FCAT/FSA Writing										
f.1. Multiple-Choice Items		\$ -	\$ -	\$ -	\$ -	\$ -	\$ -	\$ -		
f.2. Prompts		\$ 29,210	\$ 170	\$ -	\$ -	\$ -	\$ -	\$ 29,380		
g. FCAT/FSA Retake Forms-Reading/Math (5.1.2, 5.1.4)		\$ 30,379	\$ 66,554	\$ -	\$ -	\$ -	\$ -	\$ 96,932		
h. End-of-Course Exams		\$ 50,067	\$ 108,520	\$ -	\$ -	\$ -	\$ -	\$ 158,586		
8. Special Forms Development (3.9)									\$ -	
a. Norming Study Forms (3.8.4)	2009-10	\$ -	\$ -	\$ -	\$ -	\$ -	\$ -	\$ -		
b. Public Release Forms (3.9, 6.5)	2013-15	\$ -	\$ -	\$ -	\$ -	\$ -	\$ -	\$ -		
9. Printed Tests (3.5, 3.10)	2009-15								\$ 5,314,047	
a. Production Specifications (3.11)		\$ 2,310	\$ -	\$ -	\$ -	\$ -	\$ -	\$ 2,310		
b. Style Guide (3.11)		\$ 4,704	\$ -	\$ -	\$ -	\$ -	\$ -	\$ 4,704		
c. FCAT/FSA Test Books		\$ 434,846	\$ -	\$ 3,118,449	\$ -	\$ -	\$ -	\$ 3,553,295		
d. FCAT/FSA Answer Documents		\$ 260,907	\$ -	\$ 1,018,339	\$ -	\$ -	\$ -	\$ 1,279,245		
e. Retake Forms-Reading/Math		\$ 81,541	\$ -	\$ 277,588	\$ -	\$ -	\$ -	\$ 359,129		
f. End-of-Course Exams		\$ 86,969	\$ -	\$ 28,395	\$ -	\$ -	\$ -	\$ 115,364		
10. Computer-Based Tests (3.5, 3.12)	2009-15								\$ 907,185	
a. CBT Production Specifications		\$ 11,552	\$ -	\$ -	\$ 87,052	\$ -	\$ -	\$ 98,604		
b. CBT Style Guide		\$ 11,552	\$ -	\$ -	\$ -	\$ -	\$ -	\$ 11,552		
c. CBT FSA Writing		\$ -	\$ -	\$ -	\$ -	\$ -	\$ -	\$ -		
d. CBT Retake Forms-Reading/Math		\$ 7,029	\$ -	\$ -	\$ 216,383	\$ -	\$ -	\$ 223,412		
e. End-of-Course Exams		\$ 11,552	\$ -	\$ -	\$ 562,065	\$ -	\$ -	\$ 573,617		
11. Accommodations for Paper-Based Tests (3.13, 4.12)	2009-15								\$ 1,779,922	

COST PROPOSAL FOR FLORIDA'S STANDARDS-BASED ASSESSMENT SYSTEM RFP 2008-17

Check the phase for which the costs apply and enter costs for the applicable tasks.

Base Contract Period				
Phase I	X Phase II	Phase III	Phase IV	Phase V

Renewal Period	
Phase I	Phase II

Task Area	Applicable Years	Human Resource	Supplies and Services	Printing	Computer/Tech nology Services	Travel	Other (Specify)	Subtotal	Total	
a. FCAT/FSA Braille		\$ 84,074	\$ 22,038	\$ 1,191,526	\$ -	\$ -	\$ -	\$ 1,297,637		
b. FCAT/FSA Large Print		\$ -	\$ 178,645	\$ 239,126	\$ -	\$ -	\$ -	\$ 417,772		
c. FCAT/FSA One Item Per Page		\$ -	\$ 47,841	\$ -	\$ -	\$ -	\$ -	\$ 47,841		
d. FCAT/FSA Black and White		\$ -	\$ -	\$ 16,673	\$ -	\$ -	\$ -	\$ 16,673		
e. FCAT/FSA Screen Reader		\$ -	\$ -	\$ -	\$ -	\$ -	\$ -	\$ -		
12. Accommodations for Computer-Based Tests (4.13) Including EOC, Retakes, and FSA Writing 7 & 11	2009-15								\$ -	
a. Regular Paper Version of Tests as Required by IEP		\$ -	\$ -	\$ -	\$ -	\$ -	\$ -	\$ -		
b. Braille		\$ -	\$ -	\$ -	\$ -	\$ -	\$ -	\$ -		
c. One Item Per Page		\$ -	\$ -	\$ -	\$ -	\$ -	\$ -	\$ -		
d. Black and White		\$ -	\$ -	\$ -	\$ -	\$ -	\$ -	\$ -		
e. Screen Reader		\$ -	\$ -	\$ -	\$ -	\$ -	\$ -	\$ -		
13. Distribute & Retrieve Materials (4)	2009-15								\$ 7,126,514	
a. Pack and Distributed Materials (4.1)		\$ 1,473,025	\$ 3,185,395	\$ 22,240	\$ 1,454,043	\$ -	\$ -	\$ 6,134,704		
b. Customer Satisfaction Information (4.2)		\$ 11,552	\$ -	\$ -	\$ -	\$ -	\$ -	\$ 11,552		
c. Missing Materials Report/Inventory (4.3)		\$ 342,232	\$ -	\$ -	\$ 56,218	\$ -	\$ -	\$ 398,450		
d. Disposition of Materials (4.4)		\$ 11,552	\$ 441,023	\$ -	\$ 56,218	\$ -	\$ -	\$ 508,793		
e. Retrieve Materials (4.5)		\$ 23,986	\$ -	\$ -	\$ 18,739	\$ -	\$ -	\$ 42,725		
f. Pre-identification specifications (4.6)		\$ 11,552	\$ -	\$ -	\$ 18,739	\$ -	\$ -	\$ 30,291		
14. Test Administration Ancillary Materials (4.8-4.10)	2009-15								\$ 3,221,886	
a. Workflow schedule (4.8.1)		\$ -	\$ -	\$ -	\$ -	\$ -	\$ -	\$ -		
b. FCAT/FSA Test Administration Manuals (4.9)		\$ 505,436	\$ 730,496	\$ 366,214	\$ -	\$ -	\$ -	\$ 1,602,145		
c. FCAT/FSA Ancillary Materials (4.9)		\$ 25,178	\$ 59,041	\$ 448,282	\$ -	\$ -	\$ -	\$ 532,500		
d. EOC Exams Test Administration Manuals (4.9)		\$ 2,682	\$ 2,509	\$ 6,403	\$ -	\$ -	\$ -	\$ 11,593		
e. EOC Exams Ancillary Materials (4.9)		\$ 335	\$ 149	\$ 272,792	\$ -	\$ -	\$ -	\$ 273,275		
f. Calculators and Rulers (4.10)		\$ 5,520	\$ 796,740	\$ 112	\$ -	\$ -	\$ -	\$ 802,371		
15. Administration Annual Meeting Implementation (RFP s. 4.14) Contractor Expenses	2009-15								\$ 36,968	
a. Test Administration Debrief		\$ 11,552	\$ -	\$ -	\$ -	\$ 6,932	\$ -	\$ 18,484		
b. New Assessment Coordinators Meeting		\$ -	\$ -	\$ -	\$ -	\$ -	\$ -	\$ -		
c. Annual Assessment Coord. Meeting		\$ 11,552	\$ -	\$ -	\$ -	\$ 6,932	\$ -	\$ 18,484		
16. Measurement Model & Special Studies (5.1)	2009-15								\$ 600,583	

COST PROPOSAL FOR FLORIDA'S STANDARDS-BASED ASSESSMENT SYSTEM RFP 2008-17

Task Area	Applicable Years	Base Contract Period					Renewal Period		Subtotal	Total
		Phase I	<u>X</u> Phase II	Phase III	Phase IV	Phase V	Phase I	Phase II		
<div style="border: 1px solid black; padding: 2px; display: inline-block;">Check the phase for which the costs apply and enter costs for the applicable tasks.</div>										
a. Field Test & Calibration Sample Specifications and Selection (5.1, 5.4)	2009-14									
a.1. Writing Prompts (5.1.7)		\$ 21,853	\$ 42,496	\$ -	\$ -	\$ -	\$ -	\$ -	\$ 64,349	
a.2. Reading, Mathematics, & Science (5.1, 5.4.3)		\$ 7,837	\$ 42,496	\$ -	\$ -	\$ -	\$ -	\$ -	\$ 50,333	
a.3. End-of-Course Tests (5.1.8)		\$ 40,844	\$ -	\$ -	\$ -	\$ -	\$ -	\$ -	\$ 40,844	
a.4. Early Return Samples (5.4.3)		\$ 60,076	\$ 42,496	\$ -	\$ -	\$ -	\$ -	\$ -	\$ 102,572	
b. Calibration, Equating, and Scaling Specifications (5.4.1, 5.4.3)	2009-14									
b.1. Writing		\$ 18,991	\$ 23,609	\$ -	\$ -	\$ -	\$ -	\$ -	\$ 42,600	
b.2. Reading, Mathematics, & Science		\$ 18,991	\$ 23,609	\$ -	\$ -	\$ -	\$ -	\$ -	\$ 42,600	
c. Process & Score Calibration Samples (5.1.1, 5.1.7)		\$ -	\$ -	\$ -	\$ -	\$ -	\$ -	\$ -	\$ -	
c.1. Writing	2010-15	\$ -	\$ -	\$ -	\$ -	\$ -	\$ -	\$ -	\$ -	
c.2. Reading, Mathematics, & Science		\$ -	\$ 23,609	\$ -	\$ -	\$ -	\$ -	\$ -	\$ 23,609	
c.3. Writing Prompt Field Test		\$ 13,891	\$ 23,609	\$ -	\$ 53,887	\$ -	\$ -	\$ -	\$ 91,388	
d. FCAT/FSA Scoring Tables (5.1.3)										
d.1. Fall/Spring/Summer Retakes (5.1.3, 5.1.4)		\$ 9,796	\$ 16,609	\$ -	\$ -	\$ -	\$ -	\$ -	\$ 26,405	
d.2. Writing Administration (5.1.3)		\$ 7,195	\$ 23,609	\$ -	\$ -	\$ -	\$ -	\$ -	\$ 30,804	
d.3. Spring Reading, Mathematics & Science Administrations (5.1.3)		\$ 61,471	\$ 23,609	\$ -	\$ -	\$ -	\$ -	\$ -	\$ 85,080	
d.4. EOC Administrations (5.1.3)		\$ -	\$ -	\$ -	\$ -	\$ -	\$ -	\$ -	\$ -	
e. Process and Score NRT (5.1.5)	2010-11	\$ -	\$ -	\$ -	\$ -	\$ -	\$ -	\$ -	\$ -	
f. New Measurement Model for FSA Writing (5.1.6)	2008-09	\$ -	\$ -	\$ -	\$ -	\$ -	\$ -	\$ -	\$ -	
17. Data Verification and Quality Assurance (5.2)	2009-15									\$ 809,809
a. Data Verification Specifications (5.2.1)		\$ 11,552	\$ -	\$ -	\$ 236,012	\$ -	\$ -	\$ -	\$ 247,563	
b. Verify Answer Keys (5.2.2)		\$ -	\$ -	\$ -	\$ 78,671	\$ -	\$ -	\$ -	\$ 78,671	
c. Gridded-Response/Fill-In Adjudication and Review (5.2.3, 5.2.4)		\$ 11,552	\$ -	\$ -	\$ 275,347	\$ -	\$ -	\$ -	\$ 286,899	
d. Quality control systems (5.2.5)		\$ -	\$ -	\$ -	\$ 196,676	\$ -	\$ -	\$ -	\$ 196,676	
18. Scanning Student Responses (5.3)	2009-15									\$ 4,881,469
a. Scanning/Scoring Specifications		\$ 2,310	\$ -	\$ -	\$ 269,486	\$ -	\$ -	\$ -	\$ 271,796	
b. Mock and Mini State Files										
b.1. FCAT/FSA Retake Tests		\$ 71,187	\$ -	\$ -	\$ 330,596	\$ -	\$ -	\$ -	\$ 401,783	
b.2. FCAT/FSA Spring Tests		\$ 1,008,389	\$ -	\$ -	\$ 3,112,828	\$ -	\$ -	\$ -	\$ 4,121,217	
b.3. End-of-Course Tests		\$ 4,920	\$ -	\$ -	\$ 66,838	\$ -	\$ -	\$ -	\$ 71,759	
c. Special Processing for Braille/Large Print Documents (5.3.1)		\$ 4,677	\$ -	\$ -	\$ -	\$ -	\$ -	\$ -	\$ 4,677	

COST PROPOSAL FOR FLORIDA'S STANDARDS-BASED ASSESSMENT SYSTEM RFP 2008-17

Task Area	Applicable Years	Base Contract Period					Renewal Period		Subtotal	Total
		Phase I	X Phase II	Phase III	Phase IV	Phase V	Phase I	Phase II		
d. Other Special Handling Requirements (5.3.2.)		\$ 2,310	\$ -	\$ -	\$ 7,926	\$ -	\$ -	\$ 10,236		
19. Scoring of Student Responses (5.4)									\$ 8,493,956	
a. Handscoring Replication Study (5.4.4.1)	2009	\$ -	\$ -	\$ -	\$ -	\$ -	\$ -	\$ -		
b. Handscoring Specifications (5.4.4.2)	2009-14	\$ 29,660	\$ -	\$ -	\$ -	\$ -	\$ -	\$ 29,660		
c. Preparation and Handscoring of Performance Tasks (5.4.4.3, 5.4.4.4, 5.4.4.5)	2010-15									
c.1. FCAT/FSA Performance Tasks		\$ 2,872,211	\$ 4,221	\$ -	\$ 100,385	\$ -	\$ -	\$ 2,976,818		
c.2. FCAT/FSA Writing Prompts		\$ 4,373,217	\$ 666	\$ -	\$ 85,255	\$ 74,318	\$ -	\$ 4,533,456		
c.3. End-of-Course Tests		\$ -	\$ -	\$ -	\$ -	\$ -	\$ -	\$ -		
d. Anomaly Checking and Missing Scores (5.4.6, 5.4.7, 5.4.8)		\$ 2,310	\$ -	\$ -	\$ 951,711	\$ -	\$ -	\$ 954,022		
20. Reporting Scores (5.5)									\$ 2,941,403	
a. Reports & File Specifications (5.5.1)	2009-14	\$ 2,310	\$ -	\$ -	\$ 246,168	\$ -	\$ -	\$ 248,478		
b. Complete Results Deliveries (5.5)	2009-15									
b.1. FCAT/FSA Retake Tests		\$ 16,064	\$ 7,888	\$ 35,406	\$ 176,168	\$ -	\$ -	\$ 235,525		
b.2. FCAT/FSA Writing		\$ 43,176	\$ 37,178	\$ 100,112	\$ 402,336	\$ -	\$ -	\$ 582,802		
b.3. FCAT/FSA Reading, Mathematics, & Science		\$ 98,603	\$ 177,463	\$ 227,589	\$ 597,595	\$ -	\$ -	\$ 1,101,249		
b.4. End-of-Course Tests		\$ 2,310	\$ -	\$ -	\$ 369,252	\$ -	\$ -	\$ 371,562		
c. Electronic Results (5.5.3, 5.5.4)	2009-15	\$ 2,310	\$ -	\$ -	\$ 153,308	\$ -	\$ -	\$ 155,618		
d. Demographic Reports (RFP s. 5.5.5)	2010-15	\$ -	\$ -	\$ -	\$ 246,168	\$ -	\$ -	\$ 246,168		
21. Technical Oversight and Special Studies (5.6)									\$ 450,131	
a. Technical Report (5.6.2)	2010-15	\$ 168,652	\$ 132,210	\$ -	\$ -	\$ -	\$ -	\$ 300,862		
b. Achievement Level Standard Setting Meetings (5.6.3)	2011-12	\$ -	\$ -	\$ -	\$ -	\$ -	\$ -	\$ -		
c. Vertical Scaling (5.6.4)	2011, 2014	\$ -	\$ -	\$ -	\$ -	\$ -	\$ -	\$ -		
d. Comparability of Scales – FCAT to FSA (5.6.5)	2009-11	\$ 19,836	\$ 23,609	\$ -	\$ -	\$ -	\$ -	\$ 43,445		
e. Calibration/Equating Studies (5.6.6)	2009, 2012, 2015	\$ -	\$ -	\$ -	\$ -	\$ -	\$ -	\$ -		
f. Comparability of Different Modalities (5.6.7)	2009, 2010, 2012	\$ 33,459	\$ 30,118	\$ 1,496	\$ 40,751	\$ -	\$ -	\$ 105,824		
22. Interpretive Products/Services (6.0)									\$ 4,450,597	
a. Annual Int. Prod. Planning Meeting (6.0.13) Contractor Expenses	2009-14	\$ 15,262	\$ -	\$ -	\$ -	\$ -	\$ -	\$ 15,262		

COST PROPOSAL FOR FLORIDA'S STANDARDS-BASED ASSESSMENT SYSTEM RFP 2008-17

Check the phase for which the costs apply and enter costs for the applicable tasks.

Base Contract Period				
Phase I	<input checked="" type="checkbox"/> Phase II	Phase III	Phase IV	Phase V

Renewal Period	
Phase I	Phase II

Task Area	Applicable Years	Human Resource	Supplies and Services	Printing	Computer/Tech nology Services	Travel	Other (Specify)	Subtotal	Total
b. Interpretive Products Production Specificaitons (6.0, 6.0.9)	2010-14	\$ 26,043	\$ -	\$ -	\$ -	\$ -	\$ -	26,043	
c. Sample Test Materials (6.1)	2009-14								
c.1. Paper-Based STMs		\$ 1,006,610	\$ 1,023,010	\$ 946,822	\$ -	\$ -	\$ -	2,976,442	
c.2. Computer-Based STMs		\$ -	\$ -	\$ -	\$ -	\$ -	\$ -	-	
c.3. EOC Exams STMs		\$ 13,537	\$ 23,956	\$ 528,253	\$ -	\$ -	\$ -	565,745	
d. Keys to Florida's Tests (6.2)	2010-15	\$ -	\$ -	\$ -	\$ -	\$ -	\$ -	-	
e. Understanding Florida's Assessment Reports (6.3)	2010-15	\$ -	\$ -	\$ -	\$ -	\$ -	\$ -	-	
f. Florida Reads! Writes! Solves! Inquires! CD (6.4)	2010-15	\$ -	\$ -	\$ -	\$ -	\$ -	\$ -	-	
g. Released Tests (6.5)	2013-15	\$ -	\$ -	\$ -	\$ -	\$ -	\$ -	-	
h. Test Item Specifications (6.6)	2009-11, 2014-15								
h.1 Reading		\$ 172,687	\$ -	\$ -	\$ -	\$ -	\$ -	172,687	
h.2. Mathematics		\$ 156,726	\$ -	\$ -	\$ -	\$ -	\$ -	156,726	
h.3. Science		\$ 122,383	\$ -	\$ -	\$ -	\$ -	\$ -	122,383	
h.4. Writing		\$ 143,772	\$ -	\$ -	\$ -	\$ -	\$ -	143,772	
h.5. EOC Exams		\$ 271,535	\$ -	\$ -	\$ -	\$ -	\$ -	271,535	
i. FSA Lessons Learned (6.7)	2013-15	\$ -	\$ -	\$ -	\$ -	\$ -	\$ -	-	
j. Florida Assessment Handbook (6.8)	2011, 2014	\$ -	\$ -	\$ -	\$ -	\$ -	\$ -	-	
23. Other (tasks must be specified)									\$ 3,805,281
Program/Project Management		\$ 1,963,826	\$ -	\$ -	\$ -	\$ 472,773	\$ -	2,436,599	
5.e.g Item Content Reviews (+ EOC)		\$ 235,454	\$ -	\$ -	\$ -	\$ 1,133,228	\$ -	1,368,682	
		\$ -	\$ -	\$ -	\$ -	\$ -	\$ -	-	
		\$ -	\$ -	\$ -	\$ -	\$ -	\$ -	-	
		\$ -	\$ -	\$ -	\$ -	\$ -	\$ -	-	
		\$ -	\$ -	\$ -	\$ -	\$ -	\$ -	-	
		\$ -	\$ -	\$ -	\$ -	\$ -	\$ -	-	

PHASE TOTAL (AS BID)

\$ 53,311,252

COST PROPOSAL FOR FLORIDA'S STANDARDS-BASED ASSESSMENT SYSTEM RFP 2008-17

Check the phase for which the costs apply and enter costs for the applicable tasks.	Base Contract Period					Renewal Period		Subtotal	Total
	Phase I	Phase II	<u>X</u> Phase III	Phase IV	Phase V	Phase I	Phase II		
	Task Area	Applicable Years	Human Resource	Supplies and Services	Printing	Computer/Tech nology Services	Travel		
1. Contract management reports and activities (1.2 and 7.0)	2008-15								\$ 203,681
a. Weekly management reports		\$ 90,366	\$ -	\$ -	\$ 12,453	\$ -	\$ -	\$ 102,819	
b. Operational Plan (annual)		\$ 41,411	\$ -	\$ -	\$ -	\$ -	\$ -	\$ 41,411	
c. Project Schedule (quarterly)		\$ 33,458	\$ -	\$ -	\$ 3,113	\$ -	\$ -	\$ 36,572	
d. Accounting Report (semi-annual)		\$ 22,879	\$ -	\$ -	\$ -	\$ -	\$ -	\$ 22,879	
e. Program Management Communication (printer/fax/scanner/copier) (7.5)	2008-09	\$ -	\$ -	\$ -	\$ -	\$ -	\$ -	\$ -	
2 Item Bank (3.6)	2009-15								\$ 215,029
a. Reconstitute/Update Item Bank		\$ 173,811	\$ -	\$ -	\$ 41,219	\$ -	\$ -	\$ 215,029	
3. Item/Prompt Development (RFP s. 3.7)	2009-14								\$ 5,918,462
a. Item Development Plan (3.7.1)	2009-14	\$ 76,231	\$ -	\$ -	\$ -	\$ -	\$ -	\$ 76,231	
b. FCAT/FSA Reading		\$ 1,948,559	\$ 376	\$ -	\$ -	\$ -	\$ -	\$ 1,948,935	
c. FCAT/FSA Mathematics		\$ 1,816,768	\$ 322	\$ -	\$ -	\$ -	\$ -	\$ 1,817,091	
d. FCAT/FSA Science		\$ 606,934	\$ 97	\$ -	\$ -	\$ -	\$ -	\$ 607,030	
e. FCAT/FSA Writing									
e.1. Multiple-Choice Items		\$ 744,424	\$ 75	\$ -	\$ -	\$ -	\$ -	\$ 744,499	
e.2. Writing Prompts	2010-14	\$ -	\$ -	\$ -	\$ -	\$ -	\$ -	\$ -	
f. End-of-Course Exams		\$ 724,535	\$ 140	\$ -	\$ -	\$ -	\$ -	\$ 724,675	
4. Pilot Testing (RFP s. 3.7.6)	2009-14								\$ 105,548
a. FCAT/FSA Reading		\$ -	\$ -	\$ -	\$ -	\$ -	\$ -	\$ -	
b. FCAT/FSA Mathematics		\$ -	\$ -	\$ -	\$ -	\$ -	\$ -	\$ -	
c. FCAT/FSA Science		\$ -	\$ -	\$ -	\$ -	\$ -	\$ -	\$ -	
d. FCAT/FSA Writing									
d.1. Multiple-Choice Items		\$ 43,619	\$ -	\$ -	\$ 16,911	\$ -	\$ -	\$ 60,530	
d.2. Writing Prompts		\$ 28,106	\$ -	\$ -	\$ 16,911	\$ -	\$ -	\$ 45,018	
e. End-of-Course Exams		\$ -	\$ -	\$ -	\$ -	\$ -	\$ -	\$ -	
5. State Review Meetings Implementation (RFP s. 3.7.7) Contractor Expenses	2009-15								\$ 792,557
a. Educator Meeting specifications		\$ 2,288	\$ -	\$ -	\$ -	\$ -	\$ -	\$ 2,288	
b. Bias and Sensitivity Reviews		\$ 45,038	\$ -	\$ -	\$ -	\$ 178,158	\$ -	\$ 223,195	
c. Reading Passage Reviews		\$ 50,450	\$ -	\$ -	\$ -	\$ 178,158	\$ -	\$ 228,607	
d. Science Expert Reviews		\$ 13,008	\$ -	\$ -	\$ -	\$ 178,158	\$ -	\$ 191,166	
e. FCAT/FSA Item Content Reviews									
f. Writing Prompt Reviews		\$ 30,650	\$ -	\$ -	\$ -	\$ 116,651	\$ -	\$ 147,300	
g. End-of-Course Exam Content Reviews		\$ -	\$ -	\$ -	\$ -	\$ -	\$ -	\$ -	
6. Field-Test Forms & Item Sets Development (3.7.8)	2009-15								\$ 120,972

COST PROPOSAL FOR FLORIDA'S STANDARDS-BASED ASSESSMENT SYSTEM RFP 2008-17

Check the phase for which the costs apply and enter costs for the applicable tasks.

Base Contract Period				
Phase I	Phase II	<u>X</u> Phase III	Phase IV	Phase V

Renewal Period	
Phase I	Phase II

Task Area	Applicable Years	Human Resource	Supplies and Services	Printing	Computer/Technology Services	Travel	Other (Specify)	Subtotal	Total
a. FCAT/FSA Reading		\$ 43,551	\$ -	\$ -	\$ -	\$ -	\$ -	\$ 43,551	
b. FCAT/FSA Mathematics		\$ 38,711	\$ -	\$ -	\$ -	\$ -	\$ -	\$ 38,711	
c. FCAT/FSA Science		\$ 10,887	\$ -	\$ -	\$ -	\$ -	\$ -	\$ 10,887	
d. FCAT/FSA Writing									
d.1. Multiple-Choice Items		\$ 14,516	\$ -	\$ -	\$ -	\$ -	\$ -	\$ 14,516	
d.2. Writing Prompts		\$ 3,628	\$ -	\$ -	\$ -	\$ -	\$ -	\$ 3,628	
e. End-of-Course Exams		\$ 9,679	\$ -	\$ -	\$ -	\$ -	\$ -	\$ 9,679	
7. Test Form Construction (RFP s. 3.8)	2009-14								\$ 1,661,340
a. Test Construction Specifications (3.8.1, 5.1.2, 5.14)		\$ 24,736	\$ -	\$ -	\$ -	\$ -	\$ -	\$ 24,736	
b. Test Construction System (3.8.2)		\$ 42,111	\$ -	\$ -	\$ -	\$ -	\$ -	\$ 42,111	
c. FCAT/FSA Reading		\$ 98,899	\$ 308,909	\$ -	\$ -	\$ -	\$ -	\$ 407,809	
d. FCAT/FSA Mathematics		\$ 86,537	\$ 462,933	\$ -	\$ -	\$ -	\$ -	\$ 549,469	
e. FCAT/FSA Science		\$ 26,517	\$ 291,160	\$ -	\$ -	\$ -	\$ -	\$ 317,676	
f. FCAT/FSA Writing									
f.1. Multiple-Choice Items		\$ -	\$ -	\$ -	\$ -	\$ -	\$ -	\$ -	
f.2. Prompts		\$ 26,608	\$ 168	\$ -	\$ -	\$ -	\$ -	\$ 26,777	
g. FCAT/FSA Retake Forms-Reading/Math (5.1.2, 5.1.4)		\$ 36,561	\$ 95,518	\$ -	\$ -	\$ -	\$ -	\$ 132,079	
h. End-of-Course Exams		\$ 53,216	\$ 107,465	\$ -	\$ -	\$ -	\$ -	\$ 160,681	
8. Special Forms Development (3.9)									\$ -
a. Norming Study Forms (3.8.4)	2009-10	\$ -	\$ -	\$ -	\$ -	\$ -	\$ -	\$ -	
b. Public Release Forms (3.9, 6.5)	2013-15	\$ -	\$ -	\$ -	\$ -	\$ -	\$ -	\$ -	
9. Printed Tests (3.5, 3.10)	2009-15								\$ 6,091,788
a. Production Specifications (3.11)		\$ 2,288	\$ -	\$ -	\$ -	\$ -	\$ -	\$ 2,288	
b. Style Guide (3.11)		\$ 4,658	\$ -	\$ -	\$ -	\$ -	\$ -	\$ 4,658	
c. FCAT/FSA Test Books		\$ 433,396	\$ -	\$ 3,609,325	\$ -	\$ -	\$ -	\$ 4,042,721	
d. FCAT/FSA Answer Documents		\$ 260,039	\$ -	\$ 1,230,491	\$ -	\$ -	\$ -	\$ 1,490,529	
e. Retake Forms-Reading/Math		\$ 86,680	\$ -	\$ 212,678	\$ -	\$ -	\$ -	\$ 299,358	
f. End-of-Course Exams		\$ 86,680	\$ -	\$ 165,554	\$ -	\$ -	\$ -	\$ 252,234	
10. Computer-Based Tests (3.5, 3.12)	2009-15								\$ 938,663
a. CBT Production Specifications		\$ 11,440	\$ -	\$ -	\$ 88,429	\$ -	\$ -	\$ 99,869	
b. CBT Style Guide		\$ 11,440	\$ -	\$ -	\$ -	\$ -	\$ -	\$ 11,440	
c. CBT FSA Writing		\$ -	\$ -	\$ -	\$ -	\$ -	\$ -	\$ -	
d. CBT Retake Forms-Reading/Math		\$ 11,440	\$ -	\$ -	\$ 239,059	\$ -	\$ -	\$ 250,499	
e. End-of-Course Exams		\$ 11,440	\$ -	\$ -	\$ 565,417	\$ -	\$ -	\$ 576,856	
11. Accommodations for Paper-Based Tests (3.13, 4.12)	2009-15								\$ 2,975,069
a. FCAT/FSA Braille		\$ 73,378	\$ 21,824	\$ 1,382,373	\$ -	\$ -	\$ -	\$ 1,477,574	

COST PROPOSAL FOR FLORIDA'S STANDARDS-BASED ASSESSMENT SYSTEM RFP 2008-17

Task Area	Applicable Years	Base Contract Period					Renewal Period		Subtotal	Total
		Phase I	Phase II	X Phase III	Phase IV	Phase V	Phase I	Phase II		
b. FCAT/FSA Large Print		\$ -	\$ 176,909	\$ 135,667	\$ -	\$ -	\$ -	\$ -	\$ 312,576	
c. FCAT/FSA One Item Per Page		\$ -	\$ 47,376	\$ -	\$ -	\$ -	\$ -	\$ -	\$ 47,376	
d. FCAT/FSA Black and White		\$ -	\$ -	\$ -	\$ -	\$ -	\$ -	\$ -	\$ -	
e. FCAT/FSA Screen Reader		\$ -	\$ 1,025,610	\$ -	\$ 111,933	\$ -	\$ -	\$ -	\$ 1,137,543	
12. Accommodations for Computer-Based Tests (4.13) Including EOC, Retakes, and FSA Writing 7 & 11	2009-15								\$	291,861
a. Regular Paper Version of Tests as Required by IEP		\$ -	\$ -	\$ -	\$ -	\$ -	\$ -	\$ -	\$ -	
b. Braille		\$ -	\$ -	\$ 269,475	\$ -	\$ -	\$ -	\$ -	\$ 269,475	
c. One Item Per Page		\$ -	\$ -	\$ -	\$ -	\$ -	\$ -	\$ -	\$ -	
d. Black and White		\$ -	\$ -	\$ -	\$ -	\$ -	\$ -	\$ -	\$ -	
e. Screen Reader		\$ -	\$ -	\$ -	\$ 22,387	\$ -	\$ -	\$ -	\$ 22,387	
13. Distribute & Retrieve Materials (4)	2009-15								\$	8,735,402
a. Pack and Distributed Materials (4.1)		\$ 1,599,154	\$ 3,974,639	\$ 24,242	\$ 1,928,486	\$ -	\$ -	\$ -	\$ 7,526,521	
b. Customer Satisfaction Information (4.2)		\$ 11,440	\$ -	\$ -	\$ -	\$ -	\$ -	\$ -	\$ 11,440	
c. Missing Materials Report/Inventory (4.3)		\$ 338,459	\$ -	\$ -	\$ 63,521	\$ -	\$ -	\$ -	\$ 401,979	
d. Disposition of Materials (4.4)		\$ 11,440	\$ 604,052	\$ -	\$ 103,510	\$ -	\$ -	\$ -	\$ 719,001	
e. Retrieve Materials (4.5)		\$ 22,674	\$ -	\$ -	\$ 21,174	\$ -	\$ -	\$ -	\$ 43,847	
f. Pre-identification specifications (4.6)		\$ 11,440	\$ -	\$ -	\$ 21,174	\$ -	\$ -	\$ -	\$ 32,613	
14. Test Administration Ancillary Materials (4.8-4.10)	2009-15								\$	3,266,285
a. Workflow schedule (4.8.1)		\$ -	\$ -	\$ -	\$ -	\$ -	\$ -	\$ -	\$ -	
b. FCAT/FSA Test Administration Manuals (4.9)		\$ 506,758	\$ 889,801	\$ 292,079	\$ -	\$ -	\$ -	\$ -	\$ 1,688,639	
c. FCAT/FSA Ancillary Materials (4.9)		\$ 22,358	\$ 58,849	\$ 418,287	\$ -	\$ -	\$ -	\$ -	\$ 499,494	
d. EOC Exams Test Administration Manuals (4.9)		\$ 7,231	\$ 6,649	\$ 130,370	\$ -	\$ -	\$ -	\$ -	\$ 144,250	
e. EOC Exams Ancillary Materials (4.9)		\$ 904	\$ 668	\$ 126,462	\$ -	\$ -	\$ -	\$ -	\$ 128,034	
f. Calculators and Rulers (4.10)		\$ 5,872	\$ 799,879	\$ 116	\$ -	\$ -	\$ -	\$ -	\$ 805,868	
15. Administration Annual Meeting Implementation (RFP s. 4.14) Contractor Expenses	2009-15								\$	36,866
a. Test Administration Debrief		\$ 11,440	\$ -	\$ -	\$ -	\$ 6,993	\$ -	\$ -	\$ 18,433	
b. New Assessment Coordinators Meeting		\$ -	\$ -	\$ -	\$ -	\$ -	\$ -	\$ -	\$ -	
c. Annual Assessment Coord. Meeting		\$ 11,440	\$ -	\$ -	\$ -	\$ 6,993	\$ -	\$ -	\$ 18,433	
16. Measurement Model & Special Studies (5.1)	2009-15								\$	612,603
a. Field Test & Calibration Sample Specifications and Selection (5.1, 5.4)	2009-14									

COST PROPOSAL FOR FLORIDA'S STANDARDS-BASED ASSESSMENT SYSTEM RFP 2008-17

Check the phase for which the costs apply and enter costs for the applicable tasks.	Base Contract Period					Renewal Period		Subtotal	Total
	Phase I	Phase II	<u>X</u> Phase III	Phase IV	Phase V	Phase I	Phase II		
	Task Area	Applicable Years	Human Resource	Supplies and Services	Printing	Computer/Technology Services	Travel		
a.1. Writing Prompts (5.1.7)		\$ 11,592	\$ 42,878	\$ -	\$ -	\$ -	\$ -	\$ 54,470	
a.2. Reading, Mathematics, & Science (5.1, 5.4.3)		\$ 7,803	\$ 42,878	\$ -	\$ -	\$ -	\$ -	\$ 50,680	
a.3. End-of-Course Tests (5.1.8)		\$ 26,147	\$ -	\$ -	\$ -	\$ -	\$ -	\$ 26,147	
a.4. Early Return Samples (5.4.3)		\$ 26,147	\$ 42,878	\$ -	\$ -	\$ -	\$ -	\$ 69,025	
b. Calibration, Equating, and Scaling Specifications (5.4.1, 5.4.3)	2009-14								
b.1. Writing		\$ 18,806	\$ 26,799	\$ -	\$ -	\$ -	\$ -	\$ 45,605	
b.2. Reading, Mathematics, & Science		\$ 18,806	\$ 26,799	\$ -	\$ -	\$ -	\$ -	\$ 45,605	
c. Process & Score Calibration Samples (5.1.1, 5.1.7)		\$ -	\$ -	\$ -	\$ -	\$ -	\$ -	\$ -	
c.1. Writing	2010-15	\$ -	\$ -	\$ -	\$ -	\$ -	\$ -	\$ -	
c.2. Reading, Mathematics, & Science		\$ -	\$ 21,439	\$ -	\$ -	\$ -	\$ -	\$ 21,439	
c.3. Writing Prompt Field Test		\$ 14,072	\$ 21,439	\$ -	\$ 54,561	\$ -	\$ -	\$ 90,072	
d. FCAT/FSA Scoring Tables (5.1.3)									
d.1. Fall/Spring/Summer Retakes (5.1.3, 5.1.4)		\$ 19,013	\$ 21,439	\$ -	\$ -	\$ -	\$ -	\$ 40,452	
d.2. Writing Administration (5.1.3)		\$ 7,125	\$ 21,439	\$ -	\$ -	\$ -	\$ -	\$ 28,564	
d.3. Spring Reading, Mathematics & Science Administrations (5.1.3)		\$ 66,439	\$ 21,439	\$ -	\$ -	\$ -	\$ -	\$ 87,878	
d.4. EOC Administrations (5.1.3)		\$ 41,226	\$ -	\$ -	\$ -	\$ -	\$ -	\$ 41,226	
e. Process and Score NRT (5.1.5)	2010-11	\$ 11,440	\$ -	\$ -	\$ -	\$ -	\$ -	\$ 11,440	
f. New Measurement Model for FSA Writing (5.1.6)	2008-09	\$ -	\$ -	\$ -	\$ -	\$ -	\$ -	\$ -	
17. Data Verification and Quality Assurance (5.2)	2009-15								\$ 1,115,699
a. Data Verification Specifications (5.2.1)		\$ 11,440	\$ -	\$ -	\$ 327,846	\$ -	\$ -	\$ 339,286	
b. Verify Answer Keys (5.2.2)		\$ -	\$ -	\$ -	\$ 109,282	\$ -	\$ -	\$ 109,282	
c. Gridded-Response/Fill-In Adjudication and Review (5.2.3, 5.2.4)		\$ 11,440	\$ -	\$ -	\$ 382,487	\$ -	\$ -	\$ 393,927	
d. Quality control systems (5.2.5)		\$ -	\$ -	\$ -	\$ 273,205	\$ -	\$ -	\$ 273,205	
18. Scanning Student Responses (5.3)	2009-15								\$ 4,985,725
a. Scanning/Scoring Specifications		\$ 2,288	\$ -	\$ -	\$ 375,249	\$ -	\$ -	\$ 377,537	
b. Mock and Mini State Files									
b.1. FCAT/FSA Retake Tests		\$ 74,118	\$ -	\$ -	\$ 357,351	\$ -	\$ -	\$ 431,468	
b.2. FCAT/FSA Spring Tests		\$ 1,011,445	\$ -	\$ -	\$ 3,027,047	\$ -	\$ -	\$ 4,038,492	
b.3. End-of-Course Tests		\$ 8,859	\$ -	\$ -	\$ 111,494	\$ -	\$ -	\$ 120,353	
c. Special Processing for Braille/Large Print Documents (5.3.1)		\$ 4,550	\$ -	\$ -	\$ -	\$ -	\$ -	\$ 4,550	
d. Other Special Handling Requirements (5.3.2.)		\$ 2,288	\$ -	\$ -	\$ 11,037	\$ -	\$ -	\$ 13,325	

COST PROPOSAL FOR FLORIDA'S STANDARDS-BASED ASSESSMENT SYSTEM RFP 2008-17

Check the phase for which the costs apply and enter costs for the applicable tasks.

Base Contract Period				
Phase I	Phase II	<input checked="" type="checkbox"/> Phase III	Phase IV	Phase V

Renewal Period	
Phase I	Phase II

Task Area	Applicable Years	Human Resource	Supplies and Services	Printing	Computer/Tech nology Services	Travel	Other (Specify)	Subtotal	Total
19. Scoring of Student Responses (5.4)									\$ 7,084,912
a. Handscoring Replication Study (5.4.4.1)	2009	\$ -	\$ -	\$ -	\$ -	\$ -	\$ -	\$ -	
b. Handscoring Specifications (5.4.4.2)	2009-14	\$ 34,034	\$ -	\$ -	\$ -	\$ -	\$ -	\$ 34,034	
c. Preparation and Handscoring of Performance Tasks (5.4.4.3, 5.4.4.4, 5.4.4.5)	2010-15								
c.1. FCAT/FSA Performance Tasks		\$ -	\$ -	\$ -	\$ -	\$ -	\$ -	\$ -	
c.2. FCAT/FSA Writing Prompts		\$ 5,896,709	\$ 1,593	\$ -	\$ 61,827	\$ 72,880	\$ -	\$ 6,033,009	
c.3. End-of-Course Tests		\$ -	\$ -	\$ -	\$ -	\$ -	\$ -	\$ -	
d. Anomaly Checking and Missing Scores (5.4.6, 5.4.7, 5.4.8)		\$ 2,288	\$ -	\$ -	\$ 1,015,581	\$ -	\$ -	\$ 1,017,869	
20. Reporting Scores (5.5)									\$ 4,732,909
a. Reports & File Specifications (5.5.1)	2009-14	\$ 2,288	\$ -	\$ -	\$ 369,951	\$ -	\$ -	\$ 372,239	
b. Complete Results Deliveries (5.5)	2009-15								
b.1. FCAT/FSA Retake Tests		\$ 20,389	\$ 20,573	\$ 50,239	\$ 366,520	\$ -	\$ -	\$ 457,720	
b.2. FCAT/FSA Writing		\$ 44,506	\$ 55,130	\$ 125,560	\$ 757,448	\$ -	\$ -	\$ 982,644	
b.3. FCAT/FSA Reading, Mathematics, & Science		\$ 102,674	\$ 232,778	\$ 321,725	\$ 946,319	\$ -	\$ -	\$ 1,603,496	
b.4. End-of-Course Tests		\$ 15,969	\$ 9,327	\$ 46,561	\$ 581,368	\$ -	\$ -	\$ 653,225	
c. Electronic Results (5.5.3, 5.5.4)	2009-15	\$ 2,288	\$ -	\$ -	\$ 291,347	\$ -	\$ -	\$ 293,635	
d. Demographic Reports (RFP s. 5.5.5)	2010-15	\$ -	\$ -	\$ -	\$ 369,951	\$ -	\$ -	\$ 369,951	
21. Technical Oversight and Special Studies (5.6)									\$ 804,042
a. Technical Report (5.6.2)	2010-15	\$ 119,877	\$ 133,993	\$ -	\$ -	\$ -	\$ -	\$ 253,870	
b. Achievement Level Standard Setting Meetings (5.6.3)	2011-12	\$ 231,308	\$ 22,864	\$ -	\$ -	\$ -	\$ -	\$ 254,172	
c. Vertical Scaling (5.6.4)	2011, 2014	\$ 49,853	\$ 85,066	\$ -	\$ -	\$ -	\$ -	\$ 134,920	
d. Comparability of Scales – FCAT to FSA (5.6.5)	2009-11	\$ 19,644	\$ 21,439	\$ -	\$ -	\$ -	\$ -	\$ 41,082	
e. Calibration/Equating Studies (5.6.6)	2009, 2012, 2015	\$ -	\$ -	\$ -	\$ -	\$ -	\$ -	\$ -	
f. Comparability of Different Modalities (5.6.7)	2009, 2010, 2012	\$ 28,128	\$ 34,798	\$ 2,019	\$ 55,053	\$ -	\$ -	\$ 119,998	
22. Interpretive Products/Services (6.0)									\$ 5,320,354
a. Annual Int. Prod. Planning Meeting (6.0.13) Contractor Expenses	2009-14	\$ 32,712	\$ -	\$ -	\$ -	\$ -	\$ -	\$ 32,712	
b. Interpretive Products Production Specifications (6.0, 6.0.9)	2010-14	\$ 30,657	\$ -	\$ -	\$ -	\$ -	\$ -	\$ 30,657	
c. Sample Test Materials (6.1)	2009-14								
c.1. Paper-Based STMs		\$ 1,175,087	\$ 1,276,261	\$ 1,378,221	\$ -	\$ -	\$ -	\$ 3,829,568	
c.2. Computer-Based STMs		\$ 515,780	\$ -	\$ -	\$ -	\$ -	\$ -	\$ 515,780	

COST PROPOSAL FOR FLORIDA'S STANDARDS-BASED ASSESSMENT SYSTEM RFP 2008-17

Check the phase for which the costs apply and enter costs for the applicable tasks.

Base Contract Period				
Phase I	Phase II	<input checked="" type="checkbox"/> Phase III	Phase IV	Phase V

Renewal Period	
Phase I	Phase II

Task Area	Applicable Years	Human Resource	Supplies and Services	Printing	Computer/Tech nology Services	Travel	Other (Specify)	Subtotal	Total
c.3. EOC Exams STMs		\$ 17,644	\$ 33,036	\$ 556,700	\$ -	\$ -	\$ -	\$ 607,380	
d. Keys to Florida's Tests (6.2)	2010-15	\$ -	\$ -	\$ -	\$ -	\$ -	\$ -	\$ -	
e. Understanding Florida's Assessment Reports (6.3)	2010-15	\$ -	\$ -	\$ -	\$ -	\$ -	\$ -	\$ -	
f. Florida Reads! Writes! Solves! Inquires! CD (6.4)	2010-15	\$ -	\$ -	\$ -	\$ -	\$ -	\$ -	\$ -	
g. Released Tests (6.5)	2013-15	\$ -	\$ -	\$ -	\$ -	\$ -	\$ -	\$ -	
h. Test Item Specifications (6.6)	2009-11, 2014-15								
h.1 Reading		\$ 166,028	\$ -	\$ -	\$ -	\$ -	\$ -	\$ 166,028	
h.2. Mathematics		\$ -	\$ -	\$ -	\$ -	\$ -	\$ -	\$ -	
h.3. Science		\$ -	\$ -	\$ -	\$ -	\$ -	\$ -	\$ -	
h.4. Writing		\$ 138,228	\$ -	\$ -	\$ -	\$ -	\$ -	\$ 138,228	
h.5. EOC Exams		\$ -	\$ -	\$ -	\$ -	\$ -	\$ -	\$ -	
i. FSA Lessons Learned (6.7)	2013-15	\$ -	\$ -	\$ -	\$ -	\$ -	\$ -	\$ -	
j. Florida Assessment Handbook (6.8)	2011, 2014	\$ -	\$ -	\$ -	\$ -	\$ -	\$ -	\$ -	
23. Other (tasks must be specified)									\$ 4,278,576
Program/Project Management		\$ 1,976,957	\$ -	\$ -	\$ -	\$ 686,993	\$ -	\$ 2,663,950	
5.e.g Item Content Reviews		\$ 258,167	\$ -	\$ -	\$ -	\$ 1,356,459	\$ -	\$ 1,614,625	
		\$ -	\$ -	\$ -	\$ -	\$ -	\$ -	\$ -	
		\$ -	\$ -	\$ -	\$ -	\$ -	\$ -	\$ -	
		\$ -	\$ -	\$ -	\$ -	\$ -	\$ -	\$ -	

PHASE TOTAL

\$ 60,288,343

COST PROPOSAL FOR FLORIDA'S STANDARDS-BASED ASSESSMENT SYSTEM RFP 2008-17

Check the phase for which the costs apply and enter costs for the applicable tasks.	Base Contract Period					Renewal Period		Subtotal	Total
	__ Phase I	__ Phase II	__ Phase III	<u>X</u> Phase IV	__ Phase V	__ Phase I	__ Phase II		
	Task Area	Applicable Years	Human Resource	Supplies and Services	Printing	Computer/Tech nology Services	Travel		
1. Contract management reports and activities (1.2 and 7.0)	2008-15							\$	205,467
a. Weekly management reports		\$ 91,890	\$ -	\$ -	\$ 11,636	\$ -	\$ -	\$ 103,526	
b. Operational Plan (annual)		\$ 42,110	\$ -	\$ -	\$ -	\$ -	\$ -	\$ 42,110	
c. Project Schedule (quarterly)		\$ 33,658	\$ -	\$ -	\$ 2,909	\$ -	\$ -	\$ 36,567	
d. Accounting Report (semi-annual)		\$ 23,265	\$ -	\$ -	\$ -	\$ -	\$ -	\$ 23,265	
e. Program Management Communication (printer/fax/scanner/copier) (7.5)	2008-09	\$ -	\$ -	\$ -	\$ -	\$ -	\$ -	\$ -	
2 Item Bank (3.6)	2009-15							\$	160,479
a. Reconstitute/Update Item Bank		\$ 123,831	\$ -	\$ -	\$ 36,648	\$ -	\$ -	\$ 160,479	
3. Item/Prompt Development (RFP s. 3.7)	2009-14							\$	5,851,069
a. Item Development Plan (3.7.1)	2009-14	\$ 77,517	\$ -	\$ -	\$ -	\$ -	\$ -	\$ 77,517	
b. FCAT/FSA Reading		\$ 1,912,208	\$ 371	\$ -	\$ -	\$ -	\$ -	\$ 1,912,579	
c. FCAT/FSA Mathematics		\$ 1,807,102	\$ 318	\$ -	\$ -	\$ -	\$ -	\$ 1,807,420	
d. FCAT/FSA Science		\$ 591,967	\$ 95	\$ -	\$ -	\$ -	\$ -	\$ 592,062	
e. FCAT/FSA Writing									
e.1. Multiple-Choice Items		\$ 727,520	\$ 74	\$ -	\$ -	\$ -	\$ -	\$ 727,594	
e.2. Writing Prompts	2010-14	\$ -	\$ -	\$ -	\$ -	\$ -	\$ -	\$ -	
f. End-of-Course Exams		\$ 733,758	\$ 138	\$ -	\$ -	\$ -	\$ -	\$ 733,896	
4. Pilot Testing (RFP s. 3.7.6)	2009-14							\$	104,527
a. FCAT/FSA Reading		\$ -	\$ -	\$ -	\$ -	\$ -	\$ -	\$ -	
b. FCAT/FSA Mathematics		\$ -	\$ -	\$ -	\$ -	\$ -	\$ -	\$ -	
c. FCAT/FSA Science		\$ -	\$ -	\$ -	\$ -	\$ -	\$ -	\$ -	
d. FCAT/FSA Writing									
d.1. Multiple-Choice Items		\$ 44,355	\$ -	\$ -	\$ 15,796	\$ -	\$ -	\$ 60,151	
d.2. Writing Prompts		\$ 28,580	\$ -	\$ -	\$ 15,796	\$ -	\$ -	\$ 44,376	
e. End-of-Course Exams		\$ -	\$ -	\$ -	\$ -	\$ -	\$ -	\$ -	
5. State Review Meetings Implementation (RFP s. 3.7.7) Contractor Expenses	2009-15							\$	763,232
a. Educator Meeting specifications		\$ 2,327	\$ -	\$ -	\$ -	\$ -	\$ -	\$ 2,327	
b. Bias and Sensitivity Reviews		\$ 45,797	\$ -	\$ -	\$ -	\$ 170,285	\$ -	\$ 216,083	
c. Reading Passage Reviews		\$ 51,301	\$ -	\$ -	\$ -	\$ 170,285	\$ -	\$ 221,586	
d. Science Expert Reviews		\$ 13,228	\$ -	\$ -	\$ -	\$ 170,285	\$ -	\$ 183,513	
e. FCAT/FSA Item Content Reviews									
f. Writing Prompt Reviews		\$ 31,167	\$ -	\$ -	\$ -	\$ 108,557	\$ -	\$ 139,723	
g. End-of-Course Exam Content Reviews		\$ -	\$ -	\$ -	\$ -	\$ -	\$ -	\$ -	

COST PROPOSAL FOR FLORIDA'S STANDARDS-BASED ASSESSMENT SYSTEM RFP 2008-17

Task Area	Applicable Years	Base Contract Period					Renewal Period		Subtotal	Total
		__ Phase I	__ Phase II	__ Phase III	_X_ Phase IV	__ Phase V	__ Phase I	__ Phase II		
		Check the phase for which the costs apply and enter costs for the applicable tasks.								
6. Field-Test Forms & Item Sets Development (3.7.8)	2009-15								\$	123,014
a. FCAT/FSA Reading		\$ 44,285	\$ -	\$ -	\$ -	\$ -	\$ -	\$ -	\$ 44,285	
b. FCAT/FSA Mathematics		\$ 39,364	\$ -	\$ -	\$ -	\$ -	\$ -	\$ -	\$ 39,364	
c. FCAT/FSA Science		\$ 11,071	\$ -	\$ -	\$ -	\$ -	\$ -	\$ -	\$ 11,071	
d. FCAT/FSA Writing										
d.1. Multiple-Choice Items		\$ 14,761	\$ -	\$ -	\$ -	\$ -	\$ -	\$ -	\$ 14,761	
d.2. Writing Prompts		\$ 3,691	\$ -	\$ -	\$ -	\$ -	\$ -	\$ -	\$ 3,691	
e. End-of-Course Exams		\$ 9,842	\$ -	\$ -	\$ -	\$ -	\$ -	\$ -	\$ 9,842	
7. Test Form Construction (RFP s. 3.8)	2009-14								\$	2,076,122
a. Test Construction Specifications (3.8.1, 5.1.2, 5.14)		\$ 25,154	\$ -	\$ -	\$ -	\$ -	\$ -	\$ -	\$ 25,154	
b. Test Construction System (3.8.2)		\$ 49,841	\$ -	\$ -	\$ -	\$ -	\$ -	\$ -	\$ 49,841	
c. FCAT/FSA Reading		\$ 111,806	\$ 314,119	\$ -	\$ -	\$ -	\$ -	\$ -	\$ 425,925	
d. FCAT/FSA Mathematics		\$ 97,830	\$ 470,740	\$ -	\$ -	\$ -	\$ -	\$ -	\$ 568,570	
e. FCAT/FSA Science		\$ 29,774	\$ 296,070	\$ -	\$ -	\$ -	\$ -	\$ -	\$ 325,844	
f. FCAT/FSA Writing										
f.1. Multiple-Choice Items		\$ 23,697	\$ 307,454	\$ -	\$ -	\$ -	\$ -	\$ -	\$ 331,151	
f.2. Prompts		\$ 29,164	\$ 171	\$ -	\$ -	\$ -	\$ -	\$ -	\$ 29,335	
g. FCAT/FSA Retake Forms-Reading/Math (5.1.2, 5.1.4)		\$ 48,007	\$ 98,900	\$ -	\$ -	\$ -	\$ -	\$ -	\$ 146,907	
h. End-of-Course Exams		\$ 64,117	\$ 109,277	\$ -	\$ -	\$ -	\$ -	\$ -	\$ 173,395	
8. Special Forms Development (3.9)									\$	-
a. Norming Study Forms (3.8.4)	2009-10	\$ -	\$ -	\$ -	\$ -	\$ -	\$ -	\$ -	\$ -	
b. Public Release Forms (3.9, 6.5)	2013-15	\$ -	\$ -	\$ -	\$ -	\$ -	\$ -	\$ -	\$ -	
9. Printed Tests (3.5, 3.10)	2009-15								\$	5,914,985
a. Production Specifications (3.11)		\$ 2,327	\$ -	\$ -	\$ -	\$ -	\$ -	\$ -	\$ 2,327	
b. Style Guide (3.11)		\$ -	\$ -	\$ -	\$ -	\$ -	\$ -	\$ -	\$ -	
c. FCAT/FSA Test Books		\$ 450,517	\$ -	\$ 3,284,813	\$ -	\$ -	\$ -	\$ -	\$ 3,735,330	
d. FCAT/FSA Answer Documents		\$ 264,920	\$ -	\$ 1,125,697	\$ -	\$ -	\$ -	\$ -	\$ 1,390,616	
e. Retake Forms-Reading/Math		\$ 88,307	\$ -	\$ 341,114	\$ -	\$ -	\$ -	\$ -	\$ 429,420	
f. End-of-Course Exams		\$ 88,307	\$ -	\$ 268,986	\$ -	\$ -	\$ -	\$ -	\$ 357,292	
10. Computer-Based Tests (3.5, 3.12)	2009-15								\$	1,466,664
a. CBT Production Specifications		\$ 11,633	\$ -	\$ -	\$ 86,944	\$ -	\$ -	\$ -	\$ 98,577	
b. CBT Style Guide		\$ 11,633	\$ -	\$ -	\$ -	\$ -	\$ -	\$ -	\$ 11,633	
c. CBT FSA Writing		\$ 11,633	\$ -	\$ -	\$ 477,660	\$ -	\$ -	\$ -	\$ 489,292	
d. CBT Retake Forms-Reading/Math		\$ 11,633	\$ -	\$ -	\$ 293,961	\$ -	\$ -	\$ -	\$ 305,594	
e. End-of-Course Exams		\$ 11,633	\$ -	\$ -	\$ 549,936	\$ -	\$ -	\$ -	\$ 561,568	

COST PROPOSAL FOR FLORIDA'S STANDARDS-BASED ASSESSMENT SYSTEM RFP 2008-17

Task Area	Applicable Years	Base Contract Period					Renewal Period		Subtotal	Total
		__ Phase I	__ Phase II	__ Phase III	_X_ Phase IV	__ Phase V	__ Phase I	__ Phase II		
		Check the phase for which the costs apply and enter costs for the applicable tasks.								
11. Accommodations for Paper-Based Tests (3.13, 4.12)	2009-15								\$	1,937,695
a. FCAT/FSA Braille		\$ 86,108	\$ 22,192	\$ 1,109,236	\$ -	\$ -	\$ -	\$ -	\$ 1,217,536	
b. FCAT/FSA Large Print		\$ -	\$ 179,893	\$ 102,597	\$ -	\$ -	\$ -	\$ -	\$ 282,490	
c. FCAT/FSA One Item Per Page		\$ -	\$ 48,175	\$ -	\$ -	\$ -	\$ -	\$ -	\$ 48,175	
d. FCAT/FSA Black and White		\$ -	\$ -	\$ -	\$ -	\$ -	\$ -	\$ -	\$ -	
e. FCAT/FSA Screen Reader		\$ -	\$ 284,514	\$ -	\$ 104,980	\$ -	\$ -	\$ -	\$ 389,494	
12. Accommodations for Computer-Based Tests (4.13) Including EOC, Retakes, and FSA Writing 7 & 11	2009-15								\$	319,531
a. Regular Paper Version of Tests as Required by IEP		\$ -	\$ -	\$ -	\$ -	\$ -	\$ -	\$ -	\$ -	
b. Braille		\$ -	\$ -	\$ 291,904	\$ -	\$ -	\$ -	\$ -	\$ 291,904	
c. One Item Per Page		\$ -	\$ -	\$ -	\$ -	\$ -	\$ -	\$ -	\$ -	
d. Black and White		\$ -	\$ -	\$ -	\$ -	\$ -	\$ -	\$ -	\$ -	
e. Screen Reader		\$ -	\$ -	\$ -	\$ 27,626	\$ -	\$ -	\$ -	\$ 27,626	
13. Distribute & Retrieve Materials (4)	2009-15								\$	8,760,808
a. Pack and Distributed Materials (4.1)		\$ 1,644,274	\$ 4,137,259	\$ 25,119	\$ 1,719,651	\$ -	\$ -	\$ -	\$ 7,526,303	
b. Customer Satisfaction Information (4.2)		\$ 11,633	\$ -	\$ -	\$ -	\$ -	\$ -	\$ -	\$ 11,633	
c. Missing Materials Report/Inventory (4.3)		\$ 345,292	\$ -	\$ -	\$ 59,166	\$ -	\$ -	\$ -	\$ 404,458	
d. Disposition of Materials (4.4)		\$ 11,633	\$ 593,326	\$ -	\$ 139,118	\$ -	\$ -	\$ -	\$ 744,077	
e. Retrieve Materials (4.5)		\$ 23,262	\$ -	\$ -	\$ 19,722	\$ -	\$ -	\$ -	\$ 42,984	
f. Pre-identification specifications (4.6)		\$ 11,633	\$ -	\$ -	\$ 19,722	\$ -	\$ -	\$ -	\$ 31,354	
14. Test Administration Ancillary Materials (4.8-4.10)	2009-15								\$	3,501,797
a. Workflow schedule (4.8.1)		\$ -	\$ -	\$ -	\$ -	\$ -	\$ -	\$ -	\$ -	
b. FCAT/FSA Test Administration Manuals (4.9)		\$ 542,870	\$ 898,455	\$ 172,728	\$ -	\$ -	\$ -	\$ -	\$ 1,614,053	
c. FCAT/FSA Ancillary Materials (4.9)		\$ 22,662	\$ 60,798	\$ 672,458	\$ -	\$ -	\$ -	\$ -	\$ 755,917	
d. EOC Exams Test Administration Manuals (4.9)		\$ 12,406	\$ 15,403	\$ 31,891	\$ -	\$ -	\$ -	\$ -	\$ 59,700	
e. EOC Exams Ancillary Materials (4.9)		\$ 1,551	\$ 1,759	\$ 234,765	\$ -	\$ -	\$ -	\$ -	\$ 238,075	
f. Calculators and Rulers (4.10)		\$ 6,221	\$ 827,712	\$ 118	\$ -	\$ -	\$ -	\$ -	\$ 834,052	
15. Administration Annual Meeting Implementation (RFP s. 4.14) Contractor Expenses	2009-15								\$	37,283
a. Test Administration Debrief		\$ 11,633	\$ -	\$ -	\$ -	\$ 7,009	\$ -	\$ -	\$ 18,641	

COST PROPOSAL FOR FLORIDA'S STANDARDS-BASED ASSESSMENT SYSTEM RFP 2008-17

Check the phase for which the costs apply and enter costs for the applicable tasks.

Base Contract Period				
__ Phase I	__ Phase II	__ Phase III	<u>X</u> Phase IV	__ Phase V

Renewal Period	
__ Phase I	__ Phase II

Task Area	Applicable Years	Human Resource	Supplies and Services	Printing	Computer/Tech nology Services	Travel	Other (Specify)	Subtotal	Total	
b. New Assessment Coordinators Meeting		\$ -	\$ -	\$ -	\$ -	\$ -	\$ -	\$ -		
c. Annual Assessment Coord. Meeting		\$ 11,633	\$ -	\$ -	\$ -	\$ 7,009	\$ -	\$ 18,641		
16. Measurement Model & Special Studies (5.1)	2009-15								\$ 566,437	
a. Field Test & Calibration Sample Specifications and Selection (5.1, 5.4)	2009-14									
a.1. Writing Prompts (5.1.7)		\$ 10,216	\$ 39,562	\$ -	\$ -	\$ -	\$ -	\$ 49,777		
a.2. Reading, Mathematics, & Science (5.1, 5.4.3)		\$ 7,892	\$ 39,562	\$ -	\$ -	\$ -	\$ -	\$ 47,453		
a.3. End-of-Course Tests (5.1.8)		\$ 15,854	\$ 24,726	\$ -	\$ -	\$ -	\$ -	\$ 40,580		
a.4. Early Return Samples (5.4.3)		\$ 15,812	\$ 39,562	\$ -	\$ -	\$ -	\$ -	\$ 55,373		
b. Calibration, Equating, and Scaling Specifications (5.4.1, 5.4.3)	2009-14									
b.1. Writing		\$ 19,124	\$ 24,726	\$ -	\$ -	\$ -	\$ -	\$ 43,849		
b.2. Reading, Mathematics, & Science		\$ 19,124	\$ 24,726	\$ -	\$ -	\$ -	\$ -	\$ 43,849		
c. Process & Score Calibration Samples (5.1.1, 5.1.7)		\$ -	\$ -	\$ -	\$ -	\$ -	\$ -	\$ -		
c.1. Writing	2010-15	\$ -	\$ 9,890	\$ -	\$ -	\$ -	\$ -	\$ 9,890		
c.2. Reading, Mathematics, & Science		\$ -	\$ 19,781	\$ -	\$ -	\$ -	\$ -	\$ 19,781		
c.3. Writing Prompt Field Test		\$ 13,863	\$ 19,781	\$ -	\$ 53,724	\$ -	\$ -	\$ 87,368		
d. FCAT/FSA Scoring Tables (5.1.3)										
d.1. Fall/Spring/Summer Retakes (5.1.3, 5.1.4)		\$ 3,595	\$ 14,836	\$ -	\$ -	\$ -	\$ -	\$ 18,431		
d.2. Writing Administration (5.1.3)		\$ 7,245	\$ 14,836	\$ -	\$ -	\$ -	\$ -	\$ 22,081		
d.3. Spring Reading, Mathematics & Science Administrations (5.1.3)		\$ 63,027	\$ 19,781	\$ -	\$ -	\$ -	\$ -	\$ 82,807		
d.4. EOC Administrations (5.1.3)		\$ 35,307	\$ 9,890	\$ -	\$ -	\$ -	\$ -	\$ 45,197		
e. Process and Score NRT (5.1.5)	2010-11	\$ -	\$ -	\$ -	\$ -	\$ -	\$ -	\$ -		
f. New Measurement Model for FSA Writing (5.1.6)	2008-09	\$ -	\$ -	\$ -	\$ -	\$ -	\$ -	\$ -		
17. Data Verification and Quality Assurance (5.2)	2009-15								\$ 959,271	
a. Data Verification Specifications (5.2.1)		\$ 11,633	\$ -	\$ -	\$ 280,802	\$ -	\$ -	\$ 292,434		
b. Verify Answer Keys (5.2.2)		\$ -	\$ -	\$ -	\$ 93,601	\$ -	\$ -	\$ 93,601		
c. Gridded-Response/Fill-In Adjudication and Review (5.2.3, 5.2.4)		\$ 11,633	\$ -	\$ -	\$ 327,602	\$ -	\$ -	\$ 339,235		
d. Quality control systems (5.2.5)		\$ -	\$ -	\$ -	\$ 234,001	\$ -	\$ -	\$ 234,001		
18. Scanning Student Responses (5.3)	2009-15								\$ 5,156,987	
a. Scanning/Scoring Specifications		\$ 2,327	\$ -	\$ -	\$ 307,400	\$ -	\$ -	\$ 309,727		
b. Mock and Mini State Files										

COST PROPOSAL FOR FLORIDA'S STANDARDS-BASED ASSESSMENT SYSTEM RFP 2008-17

Task Area	Applicable Years	Base Contract Period					Renewal Period		Subtotal	Total
		__ Phase I	__ Phase II	__ Phase III	<u>X</u> Phase IV	__ Phase V	__ Phase I	__ Phase II		
		Check the phase for which the costs apply and enter costs for the applicable tasks.								
b.1. FCAT/FSA Retake Tests		\$ 75,176	\$ -	\$ -	\$ 341,949	\$ -	\$ -	\$ -	\$ 417,124	
b.2. FCAT/FSA Spring Tests		\$ 1,045,737	\$ -	\$ -	\$ 3,148,990	\$ -	\$ -	\$ -	\$ 4,194,727	
b.3. End-of-Course Tests		\$ 35,482	\$ -	\$ -	\$ 183,885	\$ -	\$ -	\$ -	\$ 219,367	
c. Special Processing for Braille/Large Print Documents (5.3.1)		\$ 4,674	\$ -	\$ -	\$ -	\$ -	\$ -	\$ -	\$ 4,674	
d. Other Special Handling Requirements (5.3.2.)		\$ 2,327	\$ -	\$ -	\$ 9,041	\$ -	\$ -	\$ -	\$ 11,368	
19. Scoring of Student Responses (5.4)										\$ 6,802,425
a. Handscoring Replication Study (5.4.4.1)	2009	\$ -	\$ -	\$ -	\$ -	\$ -	\$ -	\$ -	\$ -	
b. Handscoring Specifications (5.4.4.2)	2009-14	\$ 34,246	\$ -	\$ -	\$ -	\$ -	\$ -	\$ -	\$ 34,246	
c. Preparation and Handscoring of Performance Tasks (5.4.4.3, 5.4.4.4, 5.4.4.5)	2010-15									
c.1. FCAT/FSA Performance Tasks		\$ -	\$ -	\$ -	\$ -	\$ -	\$ -	\$ -	\$ -	
c.2. FCAT/FSA Writing Prompts		\$ 5,018,313	\$ 200	\$ -	\$ 538,438	\$ 73,214	\$ -	\$ -	\$ 5,630,165	
c.3. End-of-Course Tests		\$ -	\$ -	\$ -	\$ -	\$ -	\$ -	\$ -	\$ -	
d. Anomaly Checking and Missing Scores (5.4.6, 5.4.7, 5.4.8)		\$ 2,327	\$ -	\$ -	\$ 1,135,687	\$ -	\$ -	\$ -	\$ 1,138,014	
20. Reporting Scores (5.5)										\$ 4,276,173
a. Reports & File Specifications (5.5.1)	2009-14	\$ 2,327	\$ -	\$ -	\$ 317,186	\$ -	\$ -	\$ -	\$ 319,512	
b. Complete Results Deliveries (5.5)	2009-15									
b.1. FCAT/FSA Retake Tests		\$ 20,650	\$ 21,270	\$ 58,602	\$ 330,441	\$ -	\$ -	\$ -	\$ 430,964	
b.2. FCAT/FSA Writing		\$ 45,109	\$ 51,012	\$ 124,330	\$ 657,085	\$ -	\$ -	\$ -	\$ 877,536	
b.3. FCAT/FSA Reading, Mathematics, & Science		\$ 104,103	\$ 220,796	\$ 323,211	\$ 815,678	\$ -	\$ -	\$ -	\$ 1,463,788	
b.4. End-of-Course Tests		\$ 35,896	\$ 25,254	\$ 86,722	\$ 498,492	\$ -	\$ -	\$ -	\$ 646,365	
c. Electronic Results (5.5.3, 5.5.4)	2009-15	\$ 2,327	\$ -	\$ -	\$ 218,495	\$ -	\$ -	\$ -	\$ 220,822	
d. Demographic Reports (RFP s. 5.5.5)	2010-15	\$ -	\$ -	\$ -	\$ 317,186	\$ -	\$ -	\$ -	\$ 317,186	
21. Technical Oversight and Special Studies (5.6)										\$ 640,254
a. Technical Report (5.6.2)	2010-15	\$ 106,659	\$ 123,630	\$ -	\$ -	\$ -	\$ -	\$ -	\$ 230,289	
b. Achievement Level Standard Setting Meetings (5.6.3)	2011-12	\$ 108,678	\$ 36,065	\$ -	\$ -	\$ 149,000	\$ -	\$ -	\$ 293,744	
c. Vertical Scaling (5.6.4)	2011, 2014	\$ -	\$ -	\$ -	\$ -	\$ -	\$ -	\$ -	\$ -	
d. Comparability of Scales – FCAT to FSA (5.6.5)	2009-11	\$ -	\$ -	\$ -	\$ -	\$ -	\$ -	\$ -	\$ -	
e. Calibration/Equating Studies (5.6.6)	2009, 2012, 2015	\$ 65,952	\$ 14,836	\$ -	\$ -	\$ -	\$ -	\$ -	\$ 80,788	

COST PROPOSAL FOR FLORIDA'S STANDARDS-BASED ASSESSMENT SYSTEM RFP 2008-17

Task Area	Applicable Years	Base Contract Period					Renewal Period		Subtotal	Total
		__ Phase I	__ Phase II	__ Phase III	<u>X</u> Phase IV	__ Phase V	__ Phase I	__ Phase II		
		Human Resource	Supplies and Services	Printing	Computer/Tech nology Services	Travel	Other (Specify)			
f. Comparability of Different Modalities (5.6.7)	2009, 2010, 2012	\$ 15,653	\$ 19,781	\$ -	\$ -	\$ -	\$ -	\$ -	\$ 35,434	
22. Interpretive Products/Services (6.0)										\$ 3,514,642
a. Annual Int. Prod. Planning Meeting (6.0.13) Contractor Expenses	2009-14	\$ 26,938	\$ -	\$ -	\$ -	\$ -	\$ -	\$ -	\$ 26,938	
b. Interpretive Products Production Specificaitons (6.0, 6.0.9)	2010-14	\$ 31,629	\$ -	\$ -	\$ -	\$ -	\$ -	\$ -	\$ 31,629	
c. Sample Test Materials (6.1)	2009-14									
c.1. Paper-Based STMs		\$ 1,043,170	\$ 1,269,037	\$ 375,877	\$ -	\$ -	\$ -	\$ -	\$ 2,688,084	
c.2. Computer-Based STMs		\$ 638,427	\$ 13,626	\$ 148	\$ -	\$ -	\$ -	\$ -	\$ 652,200	
c.3. EOC Exams STMs		\$ 21,469	\$ 40,878	\$ 53,443	\$ -	\$ -	\$ -	\$ -	\$ 115,790	
d. Keys to Florida's Tests (6.2)	2010-15	\$ -	\$ -	\$ -	\$ -	\$ -	\$ -	\$ -	\$ -	
e. Understanding Florida's Assessment Reports (6.3)	2010-15	\$ -	\$ -	\$ -	\$ -	\$ -	\$ -	\$ -	\$ -	
f. Florida Reads! Writes! Solves! Inquires! CD (6.4)	2010-15	\$ -	\$ -	\$ -	\$ -	\$ -	\$ -	\$ -	\$ -	
g. Released Tests (6.5)	2013-15	\$ -	\$ -	\$ -	\$ -	\$ -	\$ -	\$ -	\$ -	
h. Test Item Specifications (6.6)	2009-11, 2014-15									
h.1 Reading		\$ -	\$ -	\$ -	\$ -	\$ -	\$ -	\$ -	\$ -	
h.2. Mathematics		\$ -	\$ -	\$ -	\$ -	\$ -	\$ -	\$ -	\$ -	
h.3. Science		\$ -	\$ -	\$ -	\$ -	\$ -	\$ -	\$ -	\$ -	
h.4. Writing		\$ -	\$ -	\$ -	\$ -	\$ -	\$ -	\$ -	\$ -	
h.5. EOC Exams		\$ -	\$ -	\$ -	\$ -	\$ -	\$ -	\$ -	\$ -	
i. FSA Lessons Learned (6.7)	2013-15	\$ -	\$ -	\$ -	\$ -	\$ -	\$ -	\$ -	\$ -	
j. Florida Assessment Handbook (6.8)	2011, 2014	\$ -	\$ -	\$ -	\$ -	\$ -	\$ -	\$ -	\$ -	
23. Other (tasks must be specified)										\$ 4,282,795
Program/Project Management		\$ 1,989,174	\$ -	\$ -	\$ -	\$ 684,138	\$ -	\$ -	\$ 2,673,312	
5.e.g Item Content Reviews		\$ 262,099	\$ -	\$ -	\$ -	\$ 1,347,384	\$ -	\$ -	\$ 1,609,483	
		\$ -	\$ -	\$ -	\$ -	\$ -	\$ -	\$ -	\$ -	
		\$ -	\$ -	\$ -	\$ -	\$ -	\$ -	\$ -	\$ -	
		\$ -	\$ -	\$ -	\$ -	\$ -	\$ -	\$ -	\$ -	
		\$ -	\$ -	\$ -	\$ -	\$ -	\$ -	\$ -	\$ -	

COST PROPOSAL FOR FLORIDA'S STANDARDS-BASED ASSESSMENT SYSTEM RFP 2008-17

Check the phase for which the costs apply and enter costs for the applicable tasks.

Base Contract Period				
<input type="checkbox"/> Phase I	<input type="checkbox"/> Phase II	<input type="checkbox"/> Phase III	<input checked="" type="checkbox"/> Phase IV	<input type="checkbox"/> Phase V

Renewal Period	
<input type="checkbox"/> Phase I	<input type="checkbox"/> Phase II

Task Area	Applicable Years	Human Resource	Supplies and Services	Printing	Computer/Technology Services	Travel	Other (Specify)	Subtotal	Total
-----------	------------------	----------------	-----------------------	----------	------------------------------	--------	-----------------	----------	-------

PHASE TOTAL

\$ 57,421,656

COST PROPOSAL FOR FLORIDA'S STANDARDS-BASED ASSESSMENT SYSTEM RFP 2008-17

Task Area	Applicable Years	Base Contract Period					Renewal Period		Subtotal	Total
		Phase I	Phase II	Phase III	Phase IV	X Phase V	Phase I	Phase II		
		Human Resource	Supplies and Services	Printing	Computer/Tech ology Services	Travel	Other (Specify)			
1. Contract management reports and activities (1.2 and 7.0)	2008-15								\$	199,561
a. Weekly management reports		\$ 92,831	\$ -	\$ -	\$ 7,052	\$ -	\$ -	\$ -	\$ 99,883	
b. Operational Plan (annual)		\$ 42,541	\$ -	\$ -	\$ -	\$ -	\$ -	\$ -	\$ 42,541	
c. Project Schedule (quarterly)		\$ 31,871	\$ -	\$ -	\$ 1,763	\$ -	\$ -	\$ -	\$ 33,634	
d. Accounting Report (semi-annual)		\$ 23,503	\$ -	\$ -	\$ -	\$ -	\$ -	\$ -	\$ 23,503	
e. Program Management Communication (printer/fax/scanner/copier) (7.5)	2008-09	\$ -	\$ -	\$ -	\$ -	\$ -	\$ -	\$ -	\$ -	
2 Item Bank (3.6)	2009-15								\$	138,988
a. Reconstitute/Update Item Bank		\$ 124,846	\$ -	\$ -	\$ 14,142	\$ -	\$ -	\$ -	\$ 138,988	
3. Item/Prompt Development (RFP s. 3.7)	2009-14								\$	5,595,779
a. Item Development Plan (3.7.1)	2009-14	\$ 78,311	\$ -	\$ -	\$ -	\$ -	\$ -	\$ -	\$ 78,311	
b. FCAT/FSA Reading		\$ 1,745,873	\$ 364	\$ -	\$ -	\$ -	\$ -	\$ -	\$ 1,746,237	
c. FCAT/FSA Mathematics		\$ 1,733,109	\$ 312	\$ -	\$ -	\$ -	\$ -	\$ -	\$ 1,733,421	
d. FCAT/FSA Science		\$ 589,539	\$ 94	\$ -	\$ -	\$ -	\$ -	\$ -	\$ 589,633	
e. FCAT/FSA Writing										
e.1. Multiple-Choice Items		\$ 726,718	\$ 73	\$ -	\$ -	\$ -	\$ -	\$ -	\$ 726,791	
e.2. Writing Prompts	2010-14	\$ -	\$ -	\$ -	\$ -	\$ -	\$ -	\$ -	\$ -	
f. End-of-Course Exams		\$ 721,250	\$ 135	\$ -	\$ -	\$ -	\$ -	\$ -	\$ 721,386	
4. Pilot Testing (RFP s. 3.7.6)	2009-14								\$	95,919
a. FCAT/FSA Reading		\$ -	\$ -	\$ -	\$ -	\$ -	\$ -	\$ -	\$ -	
b. FCAT/FSA Mathematics		\$ -	\$ -	\$ -	\$ -	\$ -	\$ -	\$ -	\$ -	
c. FCAT/FSA Science		\$ -	\$ -	\$ -	\$ -	\$ -	\$ -	\$ -	\$ -	
d. FCAT/FSA Writing										
d.1. Multiple-Choice Items		\$ 44,809	\$ -	\$ -	\$ 11,118	\$ -	\$ -	\$ -	\$ 55,927	
d.2. Writing Prompts		\$ 28,873	\$ -	\$ -	\$ 11,118	\$ -	\$ -	\$ -	\$ 39,991	
e. End-of-Course Exams		\$ -	\$ -	\$ -	\$ -	\$ -	\$ -	\$ -	\$ -	
5. State Review Meetings Implementation (RFP s. 3.7.7) Contractor Expenses	2009-15								\$	615,904
a. Educator Meeting specifications		\$ 2,350	\$ -	\$ -	\$ -	\$ -	\$ -	\$ -	\$ 2,350	
b. Bias and Sensitivity Reviews		\$ 46,266	\$ -	\$ -	\$ -	\$ 126,566	\$ -	\$ -	\$ 172,833	
c. Reading Passage Reviews		\$ 51,826	\$ -	\$ -	\$ -	\$ 126,566	\$ -	\$ -	\$ 178,392	
d. Science Expert Reviews		\$ 13,363	\$ -	\$ -	\$ -	\$ 126,566	\$ -	\$ -	\$ 139,929	
e. FCAT/FSA Item Content Reviews										
f. Writing Prompt Reviews		\$ 31,486	\$ -	\$ -	\$ -	\$ 90,914	\$ -	\$ -	\$ 122,399	
g. End-of-Course Exam Content Reviews		\$ -	\$ -	\$ -	\$ -	\$ -	\$ -	\$ -	\$ -	
6. Field-Test Forms & Item Sets Development (3.7.8)	2009-15								\$	129,526

COST PROPOSAL FOR FLORIDA'S STANDARDS-BASED ASSESSMENT SYSTEM RFP 2008-17

Task Area	Applicable Years	Base Contract Period					Renewal Period		Subtotal	Total
		Phase I	Phase II	Phase III	Phase IV	X Phase V	Phase I	Phase II		
a. FCAT/FSA Reading		\$ 46,630	\$ -	\$ -	\$ -	\$ -	\$ -	\$ -	\$ 46,630	
b. FCAT/FSA Mathematics		\$ 41,448	\$ -	\$ -	\$ -	\$ -	\$ -	\$ -	\$ 41,448	
c. FCAT/FSA Science		\$ 11,657	\$ -	\$ -	\$ -	\$ -	\$ -	\$ -	\$ 11,657	
d. FCAT/FSA Writing										
d.1. Multiple-Choice Items		\$ 15,543	\$ -	\$ -	\$ -	\$ -	\$ -	\$ -	\$ 15,543	
d.2. Writing Prompts		\$ 3,885	\$ -	\$ -	\$ -	\$ -	\$ -	\$ -	\$ 3,885	
e. End-of-Course Exams		\$ 10,363	\$ -	\$ -	\$ -	\$ -	\$ -	\$ -	\$ 10,363	
7. Test Form Construction (RFP s. 3.8)	2009-14									\$ 2,029,103
a. Test Construction Specifications (3.8.1, 5.1.2, 5.14)		\$ 24,156	\$ -	\$ -	\$ -	\$ -	\$ -	\$ -	\$ 24,156	
b. Test Construction System (3.8.2)		\$ 48,767	\$ -	\$ -	\$ -	\$ -	\$ -	\$ -	\$ 48,767	
c. FCAT/FSA Reading		\$ 96,850	\$ 317,336	\$ -	\$ -	\$ -	\$ -	\$ -	\$ 414,186	
d. FCAT/FSA Mathematics		\$ 84,743	\$ 475,561	\$ -	\$ -	\$ -	\$ -	\$ -	\$ 560,305	
e. FCAT/FSA Science		\$ 26,132	\$ 299,102	\$ -	\$ -	\$ -	\$ -	\$ -	\$ 325,234	
f. FCAT/FSA Writing										
f.1. Multiple-Choice Items		\$ 21,038	\$ 310,602	\$ -	\$ -	\$ -	\$ -	\$ -	\$ 331,641	
f.2. Prompts		\$ 26,794	\$ 173	\$ -	\$ -	\$ -	\$ -	\$ -	\$ 26,967	
g. FCAT/FSA Retake Forms-Reading/Math (5.1.2, 5.1.4)		\$ 28,160	\$ 99,554	\$ -	\$ -	\$ -	\$ -	\$ -	\$ 127,713	
h. End-of-Course Exams		\$ 59,738	\$ 110,397	\$ -	\$ -	\$ -	\$ -	\$ -	\$ 170,134	
8. Special Forms Development (3.9)										\$ 55,386
a. Norming Study Forms (3.8.4)	2009-10	\$ -	\$ -	\$ -	\$ -	\$ -	\$ -	\$ -	\$ -	
b. Public Release Forms (3.9, 6.5)	2013-15	\$ -	\$ 55,386	\$ -	\$ -	\$ -	\$ -	\$ -	\$ 55,386	
9. Printed Tests (3.5, 3.10)	2009-15									\$ 6,021,939
a. Production Specifications (3.11)		\$ 2,350	\$ -	\$ -	\$ -	\$ -	\$ -	\$ -	\$ 2,350	
b. Style Guide (3.11)		\$ 4,785	\$ -	\$ -	\$ -	\$ -	\$ -	\$ -	\$ 4,785	
c. FCAT/FSA Test Books		\$ 446,141	\$ -	\$ 3,372,435	\$ -	\$ -	\$ -	\$ -	\$ 3,818,577	
d. FCAT/FSA Answer Documents		\$ 267,684	\$ -	\$ 1,212,619	\$ -	\$ -	\$ -	\$ -	\$ 1,480,304	
e. Retake Forms-Reading/Math		\$ 89,229	\$ -	\$ 336,138	\$ -	\$ -	\$ -	\$ -	\$ 425,367	
f. End-of-Course Exams		\$ 89,229	\$ -	\$ 201,328	\$ -	\$ -	\$ -	\$ -	\$ 290,557	
10. Computer-Based Tests (3.5, 3.12)	2009-15									\$ 1,345,008
a. CBT Production Specifications		\$ 11,752	\$ -	\$ -	\$ 74,825	\$ -	\$ -	\$ -	\$ 86,576	
b. CBT Style Guide		\$ 11,752	\$ -	\$ -	\$ -	\$ -	\$ -	\$ -	\$ 11,752	
c. CBT FSA Writing		\$ 11,752	\$ -	\$ -	\$ 441,045	\$ -	\$ -	\$ -	\$ 452,797	
d. CBT Retake Forms-Reading/Math		\$ 11,752	\$ -	\$ -	\$ 257,143	\$ -	\$ -	\$ -	\$ 268,895	
e. End-of-Course Exams		\$ 11,752	\$ -	\$ -	\$ 513,236	\$ -	\$ -	\$ -	\$ 524,988	
11. Accommodations for Paper-Based Tests (3.13, 4.12)	2009-15									\$ 1,458,508

COST PROPOSAL FOR FLORIDA'S STANDARDS-BASED ASSESSMENT SYSTEM RFP 2008-17

Task Area	Applicable Years	Base Contract Period					Renewal Period		Subtotal	Total
		Phase I	Phase II	Phase III	Phase IV	X Phase V	Phase I	Phase II		
		Human Resource	Supplies and Services	Printing	Computer/Tech ology Services	Travel	Other (Specify)			
a. FCAT/FSA Braille		\$ 71,613	\$ 22,419	\$ 838,349	\$ -	\$ -	\$ -	\$ -	\$ 932,381	
b. FCAT/FSA Large Print		\$ -	\$ 181,735	\$ 100,629	\$ -	\$ -	\$ -	\$ -	\$ 282,364	
c. FCAT/FSA One Item Per Page		\$ -	\$ 48,669	\$ -	\$ -	\$ -	\$ -	\$ -	\$ 48,669	
d. FCAT/FSA Black and White		\$ -	\$ -	\$ -	\$ -	\$ -	\$ -	\$ -	\$ -	
e. FCAT/FSA Screen Reader		\$ -	\$ -	\$ -	\$ 195,094	\$ -	\$ -	\$ -	\$ 195,094	
12. Accommodations for Computer-Based Tests (4.13) Including EOC, Retakes, and FSA Writing 7 & 11	2009-15								\$	344,481
a. Regular Paper Version of Tests as Required by IEP		\$ -	\$ -	\$ -	\$ -	\$ -	\$ -	\$ -	\$ -	
b. Braille		\$ -	\$ -	\$ 279,450	\$ -	\$ -	\$ -	\$ -	\$ 279,450	
c. One Item Per Page		\$ -	\$ -	\$ -	\$ -	\$ -	\$ -	\$ -	\$ -	
d. Black and White		\$ -	\$ -	\$ -	\$ -	\$ -	\$ -	\$ -	\$ -	
e. Screen Reader		\$ -	\$ -	\$ -	\$ 65,031	\$ -	\$ -	\$ -	\$ 65,031	
13. Distribute & Retrieve Materials (4)	2009-15								\$	8,447,526
a. Pack and Distributed Materials (4.1)		\$ 1,614,655	\$ 4,198,948	\$ 23,712	\$ 1,349,978	\$ -	\$ -	\$ -	\$ 7,187,293	
b. Customer Satisfaction Information (4.2)		\$ 11,752	\$ -	\$ -	\$ -	\$ -	\$ -	\$ -	\$ 11,752	
c. Missing Materials Report/Inventory (4.3)		\$ 352,624	\$ -	\$ -	\$ 45,382	\$ -	\$ -	\$ -	\$ 398,006	
d. Disposition of Materials (4.4)		\$ 11,752	\$ 607,372	\$ -	\$ 165,597	\$ -	\$ -	\$ -	\$ 784,721	
e. Retrieve Materials (4.5)		\$ 23,748	\$ -	\$ -	\$ 15,128	\$ -	\$ -	\$ -	\$ 38,875	
f. Pre-identification specifications (4.6)		\$ 11,752	\$ -	\$ -	\$ 15,128	\$ -	\$ -	\$ -	\$ 26,879	
14. Test Administration Ancillary Materials (4.8-4.10)	2009-15								\$	3,441,536
a. Workflow schedule (4.8.1)		\$ -	\$ -	\$ -	\$ -	\$ -	\$ -	\$ -	\$ -	
b. FCAT/FSA Test Administration Manuals (4.9)		\$ 515,734	\$ 939,963	\$ 209,463	\$ -	\$ -	\$ -	\$ -	\$ 1,665,160	
c. FCAT/FSA Ancillary Materials (4.9)		\$ 23,268	\$ 63,626	\$ 655,441	\$ -	\$ -	\$ -	\$ -	\$ 742,335	
d. EOC Exams Test Administration Manuals (4.9)		\$ 6,513	\$ 14,221	\$ 90,109	\$ -	\$ -	\$ -	\$ -	\$ 110,844	
e. EOC Exams Ancillary Materials (4.9)		\$ 814	\$ 1,610	\$ 38,569	\$ -	\$ -	\$ -	\$ -	\$ 40,993	
f. Calculators and Rulers (4.10)		\$ 8,823	\$ 873,261	\$ 121	\$ -	\$ -	\$ -	\$ -	\$ 882,205	
15. Administration Annual Meeting Implementation (RFP s. 4.14) Contractor Expenses	2009-15								\$	37,644
a. Test Administration Debrief		\$ 11,752	\$ -	\$ -	\$ -	\$ 7,070	\$ -	\$ -	\$ 18,822	
b. New Assessment Coordinators Meeting		\$ -	\$ -	\$ -	\$ -	\$ -	\$ -	\$ -	\$ -	
c. Annual Assessment Coord. Meeting		\$ 11,752	\$ -	\$ -	\$ -	\$ 7,070	\$ -	\$ -	\$ 18,822	
16. Measurement Model & Special Studies (5.1)	2009-15								\$	617,215

COST PROPOSAL FOR FLORIDA'S STANDARDS-BASED ASSESSMENT SYSTEM RFP 2008-17

Task Area	Applicable Years	Base Contract Period					Renewal Period		Subtotal	Total
		Phase I	Phase II	Phase III	Phase IV	X Phase V	Phase I	Phase II		
<div style="border: 1px solid black; padding: 2px; display: inline-block;">Check the phase for which the costs apply and enter costs for the applicable tasks.</div>										
a. Field Test & Calibration Sample Specifications and Selection (5.1, 5.4)	2009-14									
a.1. Writing Prompts (5.1.7)		\$ 10,320	\$ 35,621	\$ -	\$ -	\$ -	\$ -	\$ -	\$ 45,941	
a.2. Reading, Mathematics, & Science (5.1, 5.4.3)		\$ 7,973	\$ 38,166	\$ -	\$ -	\$ -	\$ -	\$ -	\$ 46,138	
a.3. End-of-Course Tests (5.1.8)		\$ 15,480	\$ 25,444	\$ -	\$ -	\$ -	\$ -	\$ -	\$ 40,924	
a.4. Early Return Samples (5.4.3)		\$ 10,879	\$ 35,621	\$ -	\$ -	\$ -	\$ -	\$ -	\$ 46,500	
b. Calibration, Equating, and Scaling Specifications (5.4.1, 5.4.3)	2009-14									
b.1. Writing		\$ 19,319	\$ 25,444	\$ -	\$ -	\$ -	\$ -	\$ -	\$ 44,763	
b.2. Reading, Mathematics, & Science		\$ 19,319	\$ 25,444	\$ -	\$ -	\$ -	\$ -	\$ -	\$ 44,763	
c. Process & Score Calibration Samples (5.1.1, 5.1.7)		\$ -	\$ 22,899	\$ -	\$ -	\$ -	\$ -	\$ -	\$ 22,899	
c.1. Writing	2010-15	\$ -	\$ 17,811	\$ -	\$ -	\$ -	\$ -	\$ -	\$ 17,811	
c.2. Reading, Mathematics, & Science		\$ -	\$ 22,899	\$ -	\$ -	\$ -	\$ -	\$ -	\$ 22,899	
c.3. Writing Prompt Field Test		\$ 13,835	\$ 20,355	\$ -	\$ 53,585	\$ -	\$ -	\$ -	\$ 87,775	
d. FCAT/FSA Scoring Tables (5.1.3)										
d.1. Fall/Spring/Summer Retakes (5.1.3, 5.1.4)		\$ 3,632	\$ 20,355	\$ -	\$ -	\$ -	\$ -	\$ -	\$ 23,987	
d.2. Writing Administration (5.1.3)		\$ 7,319	\$ 20,355	\$ -	\$ -	\$ -	\$ -	\$ -	\$ 27,674	
d.3. Spring Reading, Mathematics & Science Administrations (5.1.3)		\$ 63,672	\$ 22,899	\$ -	\$ -	\$ -	\$ -	\$ -	\$ 86,571	
d.4. EOC Administrations (5.1.3)		\$ 35,668	\$ 22,899	\$ -	\$ -	\$ -	\$ -	\$ -	\$ 58,568	
e. Process and Score NRT (5.1.5)	2010-11	\$ -	\$ -	\$ -	\$ -	\$ -	\$ -	\$ -	\$ -	
f. New Measurement Model for FSA Writing (5.1.6)	2008-09	\$ -	\$ -	\$ -	\$ -	\$ -	\$ -	\$ -	\$ -	
17. Data Verification and Quality Assurance (5.2)	2009-15									\$ 665,253
a. Data Verification Specifications (5.2.1)		\$ 11,752	\$ -	\$ -	\$ 192,525	\$ -	\$ -	\$ -	\$ 204,277	
b. Verify Answer Keys (5.2.2)		\$ -	\$ -	\$ -	\$ 64,175	\$ -	\$ -	\$ -	\$ 64,175	
c. Gridded-Response/Fill-In Adjudication and Review (5.2.3, 5.2.4)		\$ 11,752	\$ -	\$ -	\$ 224,612	\$ -	\$ -	\$ -	\$ 236,364	
d. Quality control systems (5.2.5)		\$ -	\$ -	\$ -	\$ 160,437	\$ -	\$ -	\$ -	\$ 160,437	
18. Scanning Student Responses (5.3)	2009-15									\$ 4,956,578
a. Scanning/Scoring Specifications		\$ 2,350	\$ -	\$ -	\$ 198,359	\$ -	\$ -	\$ -	\$ 200,709	
b. Mock and Mini State Files										
b.1. FCAT/FSA Retake Tests		\$ 77,191	\$ -	\$ -	\$ 341,465	\$ -	\$ -	\$ -	\$ 418,657	
b.2. FCAT/FSA Spring Tests		\$ 1,055,737	\$ -	\$ -	\$ 3,153,060	\$ -	\$ -	\$ -	\$ 4,208,797	
b.3. End-of-Course Tests		\$ 17,321	\$ -	\$ -	\$ 98,186	\$ -	\$ -	\$ -	\$ 115,507	
c. Special Processing for Braille/Large Print Documents (5.3.1)		\$ 4,724	\$ -	\$ -	\$ -	\$ -	\$ -	\$ -	\$ 4,724	

COST PROPOSAL FOR FLORIDA'S STANDARDS-BASED ASSESSMENT SYSTEM RFP 2008-17

Task Area	Applicable Years	Base Contract Period					Renewal Period		Subtotal	Total
		Phase I	Phase II	Phase III	Phase IV	X Phase V	Phase I	Phase II		
		Human Resource	Supplies and Services	Printing	Computer/Tech Technology Services	Travel	Other (Specify)			
d. Other Special Handling Requirements (5.3.2.)		\$ 2,350	\$ -	\$ -	\$ 5,834	\$ -	\$ -	\$ 8,184		
19. Scoring of Student Responses (5.4)									\$ 6,737,433	
a. Handscoring Replication Study (5.4.4.1)	2009	\$ -	\$ -	\$ -	\$ -	\$ -	\$ -	\$ -		
b. Handscoring Specifications (5.4.4.2)	2009-14	\$ 34,224	\$ -	\$ -	\$ -	\$ -	\$ -	\$ 34,224		
c. Preparation and Handscoring of Performance Tasks (5.4.4.3, 5.4.4.4, 5.4.4.5)	2010-15									
c.1. FCAT/FSA Performance Tasks		\$ -	\$ -	\$ -	\$ -	\$ -	\$ -	\$ -		
c.2. FCAT/FSA Writing Prompts		\$ 5,071,610	\$ -	\$ 200	\$ 515,744	\$ 73,040	\$ -	\$ 5,660,593		
c.3. End-of-Course Tests		\$ -	\$ -	\$ -	\$ -	\$ -	\$ -	\$ -		
d. Anomaly Checking and Missing Scores (5.4.6, 5.4.7, 5.4.8)		\$ 2,350	\$ -	\$ -	\$ 1,040,266	\$ -	\$ -	\$ 1,042,616		
20. Reporting Scores (5.5)									\$ 3,315,271	
a. Reports & File Specifications (5.5.1)	2009-14	\$ 2,350	\$ -	\$ -	\$ 231,996	\$ -	\$ -	\$ 234,346		
b. Complete Results Deliveries (5.5)	2009-15									
b.1. FCAT/FSA Retake Tests		\$ 21,141	\$ 22,276	\$ 60,204	\$ 238,498	\$ -	\$ -	\$ 342,119		
b.2. FCAT/FSA Writing		\$ 46,269	\$ 54,106	\$ 127,967	\$ 480,459	\$ -	\$ -	\$ 708,801		
b.3. FCAT/FSA Reading, Mathematics, & Science		\$ 86,877	\$ 229,698	\$ 262,311	\$ 596,457	\$ -	\$ -	\$ 1,175,342		
b.4. End-of-Course Tests		\$ 42,265	\$ 26,448	\$ 18,659	\$ 364,461	\$ -	\$ -	\$ 451,833		
c. Electronic Results (5.5.3, 5.5.4)	2009-15	\$ 2,350	\$ -	\$ -	\$ 168,483	\$ -	\$ -	\$ 170,833		
d. Demographic Reports (RFP s. 5.5.5)	2010-15	\$ -	\$ -	\$ -	\$ 231,996	\$ -	\$ -	\$ 231,996		
21. Technical Oversight and Special Studies (5.6)									\$ 244,887	
a. Technical Report (5.6.2)	2010-15	\$ 92,224	\$ 152,662	\$ -	\$ -	\$ -	\$ -	\$ 244,887		
b. Achievement Level Standard Setting Meetings (5.6.3)	2011-12	\$ -	\$ -	\$ -	\$ -	\$ -	\$ -	\$ -		
c. Vertical Scaling (5.6.4)	2011, 2014	\$ -	\$ -	\$ -	\$ -	\$ -	\$ -	\$ -		
d. Comparability of Scales – FCAT to FSA (5.6.5)	2009-11	\$ -	\$ -	\$ -	\$ -	\$ -	\$ -	\$ -		
e. Calibration/Equating Studies (5.6.6)	2009, 2012, 2015	\$ -	\$ -	\$ -	\$ -	\$ -	\$ -	\$ -		
f. Comparability of Different Modalities (5.6.7)	2009, 2010, 2012	\$ -	\$ -	\$ -	\$ -	\$ -	\$ -	\$ -		
22. Interpretive Products/Services (6.0)									\$ 4,678,563	
a. Annual Int. Prod. Planning Meeting (6.0.13) Contractor Expenses	2009-14	\$ 28,350	\$ -	\$ -	\$ -	\$ -	\$ -	\$ 28,350		

COST PROPOSAL FOR FLORIDA'S STANDARDS-BASED ASSESSMENT SYSTEM RFP 2008-17

Check the phase for which the costs apply and enter costs for the applicable tasks.	Base Contract Period					Renewal Period		Subtotal	Total
	Phase I	Phase II	Phase III	Phase IV	X Phase V	Phase I	Phase II		
	Task Area	Applicable Years	Human Resource	Supplies and Services	Printing	Computer/Tech ology Services	Travel		
b. Interpretive Products Production Specificaitons (6.0, 6.0.9)	2010-14	\$ 30,132	\$ -	\$ -	\$ -	\$ -	\$ -	\$ -	30,132
c. Sample Test Materials (6.1)	2009-14								
c.1. Paper-Based STMs		\$ 1,136,744	\$ 1,245,855	\$ 1,083,083	\$ -	\$ -	\$ -	\$ -	3,465,683
c.2. Computer-Based STMs		\$ 552,174	\$ 14,233	\$ 152	\$ -	\$ -	\$ -	\$ -	566,558
c.3. EOC Exams STMs		\$ 22,053	\$ 42,698	\$ 523,089	\$ -	\$ -	\$ -	\$ -	587,840
d. Keys to Florida's Tests (6.2)	2010-15	\$ -	\$ -	\$ -	\$ -	\$ -	\$ -	\$ -	-
e. Understanding Florida's Assessment Reports (6.3)	2010-15	\$ -	\$ -	\$ -	\$ -	\$ -	\$ -	\$ -	-
f. Florida Reads! Writes! Solves! Inquires! CD (6.4)	2010-15	\$ -	\$ -	\$ -	\$ -	\$ -	\$ -	\$ -	-
g. Released Tests (6.5)	2013-15	\$ -	\$ -	\$ -	\$ -	\$ -	\$ -	\$ -	-
h. Test Item Specifications (6.6)	2009-11, 2014-15								
h.1 Reading		\$ -	\$ -	\$ -	\$ -	\$ -	\$ -	\$ -	-
h.2. Mathematics		\$ -	\$ -	\$ -	\$ -	\$ -	\$ -	\$ -	-
h.3. Science		\$ -	\$ -	\$ -	\$ -	\$ -	\$ -	\$ -	-
h.4. Writing		\$ -	\$ -	\$ -	\$ -	\$ -	\$ -	\$ -	-
h.5. EOC Exams		\$ -	\$ -	\$ -	\$ -	\$ -	\$ -	\$ -	-
i. FSA Lessons Learned (6.7)	2013-15	\$ -	\$ -	\$ -	\$ -	\$ -	\$ -	\$ -	-
j. Florida Assessment Handbook (6.8)	2011, 2014	\$ -	\$ -	\$ -	\$ -	\$ -	\$ -	\$ -	-
23. Other (tasks must be specified)									\$ 4,324,819
Program/Project Management		\$ 1,977,796	\$ -	\$ -	\$ -	\$ 729,468	\$ -	\$ -	2,707,264
5.e.g Item Content Reviews		\$ 269,527	\$ -	\$ -	\$ -	\$ 1,348,028	\$ -	\$ -	1,617,555
		\$ -	\$ -	\$ -	\$ -	\$ -	\$ -	\$ -	-
		\$ -	\$ -	\$ -	\$ -	\$ -	\$ -	\$ -	-
		\$ -	\$ -	\$ -	\$ -	\$ -	\$ -	\$ -	-
		\$ -	\$ -	\$ -	\$ -	\$ -	\$ -	\$ -	-

PHASE TOTAL

\$ 55,496,828

COST PROPOSAL FOR FLORIDA'S STANDARDS-BASED ASSESSMENT SYSTEM RFP 2008-17

Task Area	Applicable Years	Base Contract Period					Renewal Period		Subtotal	Total
		Phase I	Phase II	Phase III	Phase IV	Phase V	X Phase I	Phase II		
1. Contract management reports and activities (1.2 and 7.0)	2008-15								\$ 195,819	
a. Weekly management reports		\$ 93,806	\$ -	\$ -	\$ 5,667	\$ -	\$ -	\$ 99,473		
b. Operational Plan (annual)		\$ 42,988	\$ -	\$ -	\$ -	\$ -	\$ -	\$ 42,988		
c. Project Schedule (quarterly)		\$ 28,190	\$ -	\$ -	\$ 1,417	\$ -	\$ -	\$ 29,606		
d. Accounting Report (semi-annual)		\$ 23,751	\$ -	\$ -	\$ -	\$ -	\$ -	\$ 23,751		
e. Program Management Communication (printer/fax/scanner/copier) (7.5)	2008-09	\$ -	\$ -	\$ -	\$ -	\$ -	\$ -	\$ -		
2 Item Bank (3.6)	2009-15								\$ 136,476	
a. Reconstitute/Update Item Bank		\$ 99,064	\$ -	\$ -	\$ 37,413	\$ -	\$ -	\$ 136,476		
3. Item/Prompt Development (RFP s. 3.7)	2009-14								\$ 3,893,633	
a. Item Development Plan (3.7.1)	2009-14	\$ 76,619	\$ -	\$ -	\$ -	\$ -	\$ -	\$ 76,619		
b. FCAT/FSA Reading		\$ 1,122,837	\$ 357	\$ -	\$ -	\$ -	\$ -	\$ 1,123,195		
c. FCAT/FSA Mathematics		\$ 1,098,533	\$ 306	\$ -	\$ -	\$ -	\$ -	\$ 1,098,839		
d. FCAT/FSA Science		\$ 418,573	\$ 92	\$ -	\$ -	\$ -	\$ -	\$ 418,665		
e. FCAT/FSA Writing										
e.1. Multiple-Choice Items		\$ 447,280	\$ 71	\$ -	\$ -	\$ -	\$ -	\$ 447,351		
e.2. Writing Prompts	2010-14	\$ -	\$ -	\$ -	\$ -	\$ -	\$ -	\$ -		
f. End-of-Course Exams		\$ 728,831	\$ 133	\$ -	\$ -	\$ -	\$ -	\$ 728,964		
4. Pilot Testing (RFP s. 3.7.6)	2009-14								\$ 93,370	
a. FCAT/FSA Reading		\$ -	\$ -	\$ -	\$ -	\$ -	\$ -	\$ -		
b. FCAT/FSA Mathematics		\$ -	\$ -	\$ -	\$ -	\$ -	\$ -	\$ -		
c. FCAT/FSA Science		\$ -	\$ -	\$ -	\$ -	\$ -	\$ -	\$ -		
d. FCAT/FSA Writing										
d.1. Multiple-Choice Items		\$ 45,280	\$ -	\$ -	\$ 9,457	\$ -	\$ -	\$ 54,737		
d.2. Writing Prompts		\$ 29,176	\$ -	\$ -	\$ 9,457	\$ -	\$ -	\$ 38,633		
e. End-of-Course Exams		\$ -	\$ -	\$ -	\$ -	\$ -	\$ -	\$ -		
5. State Review Meetings Implementation (RFP s. 3.7.7) Contractor Expenses	2009-15								\$ 676,941	
a. Educator Meeting specifications		\$ 2,375	\$ -	\$ -	\$ -	\$ -	\$ -	\$ 2,375		
b. Bias and Sensitivity Reviews		\$ 37,877	\$ -	\$ -	\$ -	\$ 151,584	\$ -	\$ 189,461		
c. Reading Passage Reviews		\$ 52,371	\$ -	\$ -	\$ -	\$ 153,689	\$ -	\$ 206,060		
d. Science Expert Reviews		\$ 13,503	\$ -	\$ -	\$ -	\$ 151,584	\$ -	\$ 165,087		
e. FCAT/FSA Item Content Reviews										
f. Writing Prompt Reviews		\$ 2,375	\$ -	\$ -	\$ -	\$ 111,582	\$ -	\$ 113,958		
g. End-of-Course Exam Content Reviews		\$ -	\$ -	\$ -	\$ -	\$ -	\$ -	\$ -		
6. Field-Test Forms & Item Sets Development (3.7.8)	2009-15								\$ 130,887	

COST PROPOSAL FOR FLORIDA'S STANDARDS-BASED ASSESSMENT SYSTEM RFP 2008-17

Check the phase for which the costs apply and enter costs for the applicable tasks.

Base Contract Period				
Phase I	Phase II	Phase III	Phase IV	Phase V

Renewal Period	
X Phase I	Phase II

Task Area	Applicable Years	Human Resource	Supplies and Services	Printing	Computer/Technology Services	Travel	Other (Specify)	Subtotal	Total
a. FCAT/FSA Reading		\$ 47,120	\$ -	\$ -	\$ -	\$ -	\$ -	\$ 47,120	
b. FCAT/FSA Mathematics		\$ 41,884	\$ -	\$ -	\$ -	\$ -	\$ -	\$ 41,884	
c. FCAT/FSA Science		\$ 11,779	\$ -	\$ -	\$ -	\$ -	\$ -	\$ 11,779	
d. FCAT/FSA Writing									
d.1. Multiple-Choice Items		\$ 15,707	\$ -	\$ -	\$ -	\$ -	\$ -	\$ 15,707	
d.2. Writing Prompts		\$ 3,926	\$ -	\$ -	\$ -	\$ -	\$ -	\$ 3,926	
e. End-of-Course Exams		\$ 10,472	\$ -	\$ -	\$ -	\$ -	\$ -	\$ 10,472	
7. Test Form Construction (RFP s. 3.8)	2009-14								\$ 2,074,650
a. Test Construction Specifications (3.8.1, 5.1.2, 5.14)		\$ 23,574	\$ -	\$ -	\$ -	\$ -	\$ -	\$ 23,574	
b. Test Construction System (3.8.2)		\$ 40,535	\$ -	\$ -	\$ -	\$ -	\$ -	\$ 40,535	
c. FCAT/FSA Reading		\$ 108,215	\$ 320,672	\$ -	\$ -	\$ -	\$ -	\$ 428,887	
d. FCAT/FSA Mathematics		\$ 94,689	\$ 480,560	\$ -	\$ -	\$ -	\$ -	\$ 575,249	
e. FCAT/FSA Science		\$ 28,994	\$ 302,246	\$ -	\$ -	\$ -	\$ -	\$ 331,240	
f. FCAT/FSA Writing									
f.1. Multiple-Choice Items		\$ 23,200	\$ 313,867	\$ -	\$ -	\$ -	\$ -	\$ 337,067	
f.2. Prompts		\$ 29,016	\$ 175	\$ -	\$ -	\$ -	\$ -	\$ 29,191	
g. FCAT/FSA Retake Forms-Reading/Math (5.1.2, 5.1.4)		\$ 30,035	\$ 104,937	\$ -	\$ -	\$ -	\$ -	\$ 134,972	
h. End-of-Course Exams		\$ 62,378	\$ 111,557	\$ -	\$ -	\$ -	\$ -	\$ 173,935	
8. Special Forms Development (3.9)									\$ 55,968
a. Norming Study Forms (3.8.4)	2009-10	\$ -	\$ -	\$ -	\$ -	\$ -	\$ -	\$ -	
b. Public Release Forms (3.9, 6.5)	2013-15	\$ -	\$ 55,968	\$ -	\$ -	\$ -	\$ -	\$ 55,968	
9. Printed Tests (3.5, 3.10)	2009-15								\$ 6,965,608
a. Production Specifications (3.11)		\$ 2,375	\$ -	\$ -	\$ -	\$ -	\$ -	\$ 2,375	
b. Style Guide (3.11)		\$ -	\$ -	\$ -	\$ -	\$ -	\$ -	\$ -	
c. FCAT/FSA Test Books		\$ -	\$ -	\$ 4,227,537	\$ -	\$ -	\$ -	\$ 4,227,537	
d. FCAT/FSA Answer Documents		\$ -	\$ -	\$ 1,972,547	\$ -	\$ -	\$ -	\$ 1,972,547	
e. Retake Forms-Reading/Math		\$ -	\$ -	\$ 456,766	\$ -	\$ -	\$ -	\$ 456,766	
f. End-of-Course Exams		\$ 90,166	\$ -	\$ 216,216	\$ -	\$ -	\$ -	\$ 306,383	
10. Computer-Based Tests (3.5, 3.12)	2009-15								\$ 1,330,610
a. CBT Production Specifications		\$ 11,875	\$ -	\$ -	\$ 68,764	\$ -	\$ -	\$ 80,639	
b. CBT Style Guide		\$ 11,875	\$ -	\$ -	\$ -	\$ -	\$ -	\$ 11,875	
c. CBT FSA Writing		\$ 11,875	\$ -	\$ -	\$ 425,140	\$ -	\$ -	\$ 437,015	
d. CBT Retake Forms-Reading/Math		\$ 11,875	\$ -	\$ -	\$ 279,241	\$ -	\$ -	\$ 291,117	
e. End-of-Course Exams		\$ 11,875	\$ -	\$ -	\$ 498,089	\$ -	\$ -	\$ 509,964	
11. Accommodations for Paper-Based Tests (3.13, 4.12)	2009-15								\$ 1,508,365

COST PROPOSAL FOR FLORIDA'S STANDARDS-BASED ASSESSMENT SYSTEM RFP 2008-17

Check the phase for which the costs apply and enter costs for the applicable tasks.

Base Contract Period				
Phase I	Phase II	Phase III	Phase IV	Phase V

Renewal Period	
X Phase I	Phase II

Task Area	Applicable Years	Human Resource	Supplies and Services	Printing	Computer/Tech nology Services	Travel	Other (Specify)	Subtotal	Total
a. FCAT/FSA Braille		\$ 83,561	\$ 22,655	\$ 783,495	\$ -	\$ -	\$ -	\$ 889,711	
b. FCAT/FSA Large Print		\$ -	\$ 183,646	\$ 98,725	\$ -	\$ -	\$ -	\$ 282,370	
c. FCAT/FSA One Item Per Page		\$ -	\$ 49,180	\$ -	\$ -	\$ -	\$ -	\$ 49,180	
d. FCAT/FSA Black and White		\$ -	\$ -	\$ -	\$ -	\$ -	\$ -	\$ -	
e. FCAT/FSA Screen Reader		\$ -	\$ -	\$ -	\$ 287,104	\$ -	\$ -	\$ 287,104	
12. Accommodations for Computer-Based Tests (4.13) Including EOC, Retakes, and FSA Writing 7 & 11	2009-15								\$ 356,866
a. Regular Paper Version of Tests as Required by IEP		\$ -	\$ -	\$ -	\$ -	\$ -	\$ -	\$ -	
b. Braille		\$ -	\$ -	\$ 261,165	\$ -	\$ -	\$ -	\$ 261,165	
c. One Item Per Page		\$ -	\$ -	\$ -	\$ -	\$ -	\$ -	\$ -	
d. Black and White		\$ -	\$ -	\$ -	\$ -	\$ -	\$ -	\$ -	
e. Screen Reader		\$ -	\$ -	\$ -	\$ 95,701	\$ -	\$ -	\$ 95,701	
13. Distribute & Retrieve Materials (4)	2009-15								\$ 9,941,680
a. Pack and Distributed Materials (4.1)		\$ 1,735,278	\$ 5,319,453	\$ 24,766	\$ 1,533,987	\$ -	\$ -	\$ 8,613,483	
b. Customer Satisfaction Information (4.2)		\$ 11,875	\$ -	\$ -	\$ -	\$ -	\$ -	\$ 11,875	
c. Missing Materials Report/Inventory (4.3)		\$ 367,861	\$ -	\$ -	\$ 39,601	\$ -	\$ -	\$ 407,462	
d. Disposition of Materials (4.4)		\$ 11,875	\$ 630,355	\$ -	\$ 203,963	\$ -	\$ -	\$ 846,193	
e. Retrieve Materials (4.5)		\$ 24,392	\$ -	\$ -	\$ 13,200	\$ -	\$ -	\$ 37,592	
f. Pre-identification specifications (4.6)		\$ 11,875	\$ -	\$ -	\$ 13,200	\$ -	\$ -	\$ 25,076	
14. Test Administration Ancillary Materials (4.8-4.10)	2009-15								\$ 4,118,346
a. Workflow schedule (4.8.1)		\$ -	\$ -	\$ -	\$ -	\$ -	\$ -	\$ -	
b. FCAT/FSA Test Administration Manuals (4.9)		\$ 549,542	\$ 999,661	\$ 182,308	\$ -	\$ -	\$ -	\$ 1,731,511	
c. FCAT/FSA Ancillary Materials (4.9)		\$ 24,288	\$ 87,573	\$ 932,798	\$ -	\$ -	\$ -	\$ 1,044,658	
d. EOC Exams Test Administration Manuals (4.9)		\$ 6,775	\$ 15,065	\$ 40,456	\$ -	\$ -	\$ -	\$ 62,295	
e. EOC Exams Ancillary Materials (4.9)		\$ 847	\$ 1,713	\$ 386,292	\$ -	\$ -	\$ -	\$ 388,853	
f. Calculators and Rulers (4.10)		\$ 8,992	\$ 881,910	\$ 127	\$ -	\$ -	\$ -	\$ 891,029	
15. Administration Annual Meeting Implementation (RFP s. 4.14) Contractor Expenses	2009-15								\$ 38,008
a. Test Administration Debrief		\$ 11,875	\$ -	\$ -	\$ -	\$ 7,129	\$ -	\$ 19,004	
b. New Assessment Coordinators Meeting		\$ -	\$ -	\$ -	\$ -	\$ -	\$ -	\$ -	
c. Annual Assessment Coord. Meeting		\$ 11,875	\$ -	\$ -	\$ -	\$ 7,129	\$ -	\$ 19,004	
16. Measurement Model & Special Studies (5.1)	2009-15								\$ 619,540

COST PROPOSAL FOR FLORIDA'S STANDARDS-BASED ASSESSMENT SYSTEM RFP 2008-17

Task Area	Applicable Years	Base Contract Period					Renewal Period		Subtotal	Total														
		Phase I	Phase II	Phase III	Phase IV	Phase V	X Phase I	Phase II																
<div style="border: 1px solid black; padding: 2px; display: inline-block;">Check the phase for which the costs apply and enter costs for the applicable tasks.</div>																								
<div style="border: 1px solid black; padding: 2px; display: inline-block;"> <table border="1" style="width: 100%; border-collapse: collapse;"> <tr> <th colspan="5">Base Contract Period</th> <th colspan="2">Renewal Period</th> </tr> <tr> <th>Phase I</th> <th>Phase II</th> <th>Phase III</th> <th>Phase IV</th> <th>Phase V</th> <th>X Phase I</th> <th>Phase II</th> </tr> </table> </div>											Base Contract Period					Renewal Period		Phase I	Phase II	Phase III	Phase IV	Phase V	X Phase I	Phase II
Base Contract Period					Renewal Period																			
Phase I	Phase II	Phase III	Phase IV	Phase V	X Phase I	Phase II																		
		Human Resource	Supplies and Services	Printing	Computer/Tech ology Services	Travel	Other (Specify)																	
a. Field Test & Calibration Sample Specifications and Selection (5.1, 5.4)	2009-14																							
a.1. Writing Prompts (5.1.7)		\$ 10,429	\$ 47,154	\$ -	\$ -	\$ -	\$ -	\$ -	\$ 57,583															
a.2. Reading, Mathematics, & Science (5.1, 5.4.3)		\$ 8,056	\$ 47,154	\$ -	\$ -	\$ -	\$ -	\$ -	\$ 55,210															
a.3. End-of-Course Tests (5.1.8)		\$ -	\$ 29,471	\$ -	\$ -	\$ -	\$ -	\$ -	\$ 29,471															
a.4. Early Return Samples (5.4.3)		\$ 10,429	\$ 47,154	\$ -	\$ -	\$ -	\$ -	\$ -	\$ 57,583															
b. Calibration, Equating, and Scaling Specifications (5.4.1, 5.4.3)	2009-14																							
b.1. Writing		\$ 19,522	\$ 29,471	\$ -	\$ -	\$ -	\$ -	\$ -	\$ 48,994															
b.2. Reading, Mathematics, & Science		\$ 19,522	\$ 29,471	\$ -	\$ -	\$ -	\$ -	\$ -	\$ 48,994															
c. Process & Score Calibration Samples (5.1.1, 5.1.7)		\$ -	\$ -	\$ -	\$ -	\$ -	\$ -	\$ -	\$ -															
c.1. Writing	2010-15	\$ -	\$ 11,788	\$ -	\$ -	\$ -	\$ -	\$ -	\$ 11,788															
c.2. Reading, Mathematics, & Science		\$ -	\$ 23,577	\$ -	\$ -	\$ -	\$ -	\$ -	\$ 23,577															
c.3. Writing Prompt Field Test		\$ 14,036	\$ 23,577	\$ -	\$ 54,336	\$ -	\$ -	\$ -	\$ 91,949															
d. FCAT/FSA Scoring Tables (5.1.3)																								
d.1. Fall/Spring/Summer Retakes (5.1.3, 5.1.4)		\$ 3,670	\$ 23,577	\$ -	\$ -	\$ -	\$ -	\$ -	\$ 27,247															
d.2. Writing Administration (5.1.3)		\$ 7,396	\$ 23,577	\$ -	\$ -	\$ -	\$ -	\$ -	\$ 30,973															
d.3. Spring Reading, Mathematics & Science Administrations (5.1.3)		\$ 64,341	\$ 23,577	\$ -	\$ -	\$ -	\$ -	\$ -	\$ 87,918															
d.4. EOC Administrations (5.1.3)		\$ 24,677	\$ 23,577	\$ -	\$ -	\$ -	\$ -	\$ -	\$ 48,253															
e. Process and Score NRT (5.1.5)	2010-11	\$ -	\$ -	\$ -	\$ -	\$ -	\$ -	\$ -	\$ -															
f. New Measurement Model for FSA Writing (5.1.6)	2008-09	\$ -	\$ -	\$ -	\$ -	\$ -	\$ -	\$ -	\$ -															
17. Data Verification and Quality Assurance (5.2)	2009-15									\$	592,573													
a. Data Verification Specifications (5.2.1)		\$ 11,875	\$ -	\$ -	\$ 170,647	\$ -	\$ -	\$ -	\$ 182,522															
b. Verify Answer Keys (5.2.2)		\$ -	\$ -	\$ -	\$ 56,882	\$ -	\$ -	\$ -	\$ 56,882															
c. Gridded-Response/Fill-In Adjudication and Review (5.2.3, 5.2.4)		\$ 11,875	\$ -	\$ -	\$ 199,088	\$ -	\$ -	\$ -	\$ 210,963															
d. Quality control systems (5.2.5)		\$ -	\$ -	\$ -	\$ 142,206	\$ -	\$ -	\$ -	\$ 142,206															
18. Scanning Student Responses (5.3)	2009-15									\$	5,208,787													
a. Scanning/Scoring Specifications		\$ 2,375	\$ -	\$ -	\$ 157,834	\$ -	\$ -	\$ -	\$ 160,209															
b. Mock and Mini State Files																								
b.1. FCAT/FSA Retake Tests		\$ 80,541	\$ -	\$ -	\$ 348,113	\$ -	\$ -	\$ -	\$ 428,655															
b.2. FCAT/FSA Spring Tests		\$ 1,133,274	\$ -	\$ -	\$ 3,363,212	\$ -	\$ -	\$ -	\$ 4,496,486															
b.3. End-of-Course Tests		\$ 17,806	\$ -	\$ -	\$ 93,759	\$ -	\$ -	\$ -	\$ 111,566															
c. Special Processing for Braille/Large Print Documents (5.3.1)		\$ 4,854	\$ -	\$ -	\$ -	\$ -	\$ -	\$ -	\$ 4,854															

COST PROPOSAL FOR FLORIDA'S STANDARDS-BASED ASSESSMENT SYSTEM RFP 2008-17

Task Area	Applicable Years	Base Contract Period					Renewal Period		Subtotal	Total
		Phase I	Phase II	Phase III	Phase IV	Phase V	X Phase I	Phase II		
d. Other Special Handling Requirements (5.3.2.)		\$ 2,375	\$ -	\$ -	\$ 4,642	\$ -	\$ -	\$ -	7,017	
19. Scoring of Student Responses (5.4)										\$ 7,544,144
a. Handscoring Replication Study (5.4.4.1)	2009	\$ -	\$ -	\$ -	\$ -	\$ -	\$ -	\$ -	-	
b. Handscoring Specifications (5.4.4.2)	2009-14	\$ 34,203	\$ -	\$ -	\$ -	\$ -	\$ -	\$ -	34,203	
c. Preparation and Handscoring of Performance Tasks (5.4.4.3, 5.4.4.4, 5.4.4.5)	2010-15									
c.1. FCAT/FSA Performance Tasks		\$ -	\$ -	\$ -	\$ -	\$ -	\$ -	\$ -	-	
c.2. FCAT/FSA Writing Prompts		\$ 5,787,766	\$ 199	\$ -	\$ 598,942	\$ 72,865	\$ -	\$ -	6,459,772	
c.3. End-of-Course Tests		\$ -	\$ -	\$ -	\$ -	\$ -	\$ -	\$ -	-	
d. Anomaly Checking and Missing Scores (5.4.6, 5.4.7, 5.4.8)		\$ 2,375	\$ -	\$ -	\$ 1,047,794	\$ -	\$ -	\$ -	1,050,169	
20. Reporting Scores (5.5)										\$ 3,400,125
a. Reports & File Specifications (5.5.1)	2009-14	\$ 2,375	\$ -	\$ -	\$ 221,633	\$ -	\$ -	\$ -	224,008	
b. Complete Results Deliveries (5.5)	2009-15									
b.1. FCAT/FSA Retake Tests		\$ 21,966	\$ 23,718	\$ 57,418	\$ 226,694	\$ -	\$ -	\$ -	329,795	
b.2. FCAT/FSA Writing		\$ 48,210	\$ 63,556	\$ 142,534	\$ 458,314	\$ -	\$ -	\$ -	712,614	
b.3. FCAT/FSA Reading, Mathematics, & Science		\$ 111,510	\$ 260,371	\$ 371,177	\$ 569,130	\$ -	\$ -	\$ -	1,312,188	
b.4. End-of-Course Tests		\$ 44,491	\$ 28,160	\$ 19,488	\$ 347,497	\$ -	\$ -	\$ -	439,636	
c. Electronic Results (5.5.3, 5.5.4)	2009-15	\$ 2,375	\$ -	\$ -	\$ 157,876	\$ -	\$ -	\$ -	160,251	
d. Demographic Reports (RFP s. 5.5.5)	2010-15	\$ -	\$ -	\$ -	\$ 221,633	\$ -	\$ -	\$ -	221,633	
21. Technical Oversight and Special Studies (5.6)										\$ 314,098
a. Technical Report (5.6.2)	2010-15	\$ 64,677	\$ 147,356	\$ -	\$ -	\$ -	\$ -	\$ -	212,033	
b. Achievement Level Standard Setting Meetings (5.6.3)	2011-12	\$ -	\$ -	\$ -	\$ -	\$ -	\$ -	\$ -	-	
c. Vertical Scaling (5.6.4)	2011, 2014	\$ 43,122	\$ 58,942	\$ -	\$ -	\$ -	\$ -	\$ -	102,065	
d. Comparability of Scales – FCAT to FSA (5.6.5)	2009-11	\$ -	\$ -	\$ -	\$ -	\$ -	\$ -	\$ -	-	
e. Calibration/Equating Studies (5.6.6)	2009, 2012, 2015	\$ -	\$ -	\$ -	\$ -	\$ -	\$ -	\$ -	-	
f. Comparability of Different Modalities (5.6.7)	2009, 2010, 2012	\$ -	\$ -	\$ -	\$ -	\$ -	\$ -	\$ -	-	
22. Interpretive Products/Services (6.0)										\$ 5,164,672
a. Annual Int. Prod. Planning Meeting (6.0.13) Contractor Expenses	2009-14	\$ 29,960	\$ -	\$ -	\$ -	\$ -	\$ -	\$ -	29,960	

COST PROPOSAL FOR FLORIDA'S STANDARDS-BASED ASSESSMENT SYSTEM RFP 2008-17

Task Area	Applicable Years	Base Contract Period					Renewal Period		Subtotal	Total
		Phase I	Phase II	Phase III	Phase IV	Phase V	Phase I	<input checked="" type="checkbox"/> Phase II		
1. Contract management reports and activities (1.2 and 7.0)	2008-15								\$ 154,033	
a. Weekly management reports		\$ 52,617	\$ -	\$ -	\$ 4,825	\$ -	\$ -	\$ 57,442		
b. Operational Plan (annual)		\$ 44,136	\$ -	\$ -	\$ -	\$ -	\$ -	\$ 44,136		
c. Project Schedule (quarterly)		\$ 25,990	\$ -	\$ -	\$ 1,206	\$ -	\$ -	\$ 27,196		
d. Accounting Report (semi-annual)		\$ 25,258	\$ -	\$ -	\$ -	\$ -	\$ -	\$ 25,258		
e. Program Management Communication (printer/fax/scanner/copier) (7.5)	2008-09	\$ -	\$ -	\$ -	\$ -	\$ -	\$ -	\$ -		
2 Item Bank (3.6)	2009-15								\$ 98,477	
a. Reconstitute/Update Item Bank		\$ 58,689	\$ -	\$ -	\$ 39,788	\$ -	\$ -	\$ 98,477		
3. Item/Prompt Development (RFP s. 3.7)	2009-14								\$ 991	
a. Item Development Plan (3.7.1)	2009-14	\$ -	\$ -	\$ -	\$ -	\$ -	\$ -	\$ -		
b. FCAT/FSA Reading		\$ -	\$ 369	\$ -	\$ -	\$ -	\$ -	\$ 369		
c. FCAT/FSA Mathematics		\$ -	\$ 316	\$ -	\$ -	\$ -	\$ -	\$ 316		
d. FCAT/FSA Science		\$ -	\$ 95	\$ -	\$ -	\$ -	\$ -	\$ 95		
e. FCAT/FSA Writing										
e.1. Multiple-Choice Items		\$ -	\$ 74	\$ -	\$ -	\$ -	\$ -	\$ 74		
e.2. Writing Prompts	2010-14	\$ -	\$ -	\$ -	\$ -	\$ -	\$ -	\$ -		
f. End-of-Course Exams		\$ -	\$ 137	\$ -	\$ -	\$ -	\$ -	\$ 137		
4. Pilot Testing (RFP s. 3.7.6)	2009-14								\$ 17,288	
a. FCAT/FSA Reading		\$ -	\$ -	\$ -	\$ -	\$ -	\$ -	\$ -		
b. FCAT/FSA Mathematics		\$ -	\$ -	\$ -	\$ -	\$ -	\$ -	\$ -		
c. FCAT/FSA Science		\$ -	\$ -	\$ -	\$ -	\$ -	\$ -	\$ -		
d. FCAT/FSA Writing										
d.1. Multiple-Choice Items		\$ -	\$ -	\$ -	\$ 8,644	\$ -	\$ -	\$ 8,644		
d.2. Writing Prompts		\$ -	\$ -	\$ -	\$ 8,644	\$ -	\$ -	\$ 8,644		
e. End-of-Course Exams		\$ -	\$ -	\$ -	\$ -	\$ -	\$ -	\$ -		
5. State Review Meetings Implementation (RFP s. 3.7.7) Contractor Expenses	2009-15								\$ 136,002	
a. Educator Meeting specifications		\$ 2,526	\$ -	\$ -	\$ -	\$ -	\$ -	\$ 2,526		
b. Bias and Sensitivity Reviews		\$ -	\$ -	\$ -	\$ -	\$ -	\$ -	\$ -		
c. Reading Passage Reviews		\$ -	\$ -	\$ -	\$ -	\$ -	\$ -	\$ -		
d. Science Expert Reviews		\$ 2,526	\$ -	\$ -	\$ -	\$ 130,950	\$ -	\$ 133,476		
e. FCAT/FSA Item Content Reviews										
f. Writing Prompt Reviews		\$ -	\$ -	\$ -	\$ -	\$ -	\$ -	\$ -		
g. End-of-Course Exam Content Reviews		\$ -	\$ -	\$ -	\$ -	\$ -	\$ -	\$ -		
6. Field-Test Forms & Item Sets Development (3.7.8)	2009-15								\$ -	

COST PROPOSAL FOR FLORIDA'S STANDARDS-BASED ASSESSMENT SYSTEM RFP 2008-17

Check the phase for which the costs apply and enter costs for the applicable tasks.

Base Contract Period				
Phase I	Phase II	Phase III	Phase IV	Phase V

Renewal Period	
Phase I	<input checked="" type="checkbox"/> Phase II

Task Area	Applicable Years	Human Resource	Supplies and Services	Printing	Computer/Technology Services	Travel	Other (Specify)	Subtotal	Total
a. FCAT/FSA Reading		\$ -	\$ -	\$ -	\$ -	\$ -	\$ -	\$ -	-
b. FCAT/FSA Mathematics		\$ -	\$ -	\$ -	\$ -	\$ -	\$ -	\$ -	-
c. FCAT/FSA Science		\$ -	\$ -	\$ -	\$ -	\$ -	\$ -	\$ -	-
d. FCAT/FSA Writing									
d.1. Multiple-Choice Items		\$ -	\$ -	\$ -	\$ -	\$ -	\$ -	\$ -	-
d.2. Writing Prompts		\$ -	\$ -	\$ -	\$ -	\$ -	\$ -	\$ -	-
e. End-of-Course Exams		\$ -	\$ -	\$ -	\$ -	\$ -	\$ -	\$ -	-
7. Test Form Construction (RFP s. 3.8)	2009-14								\$ 395,576
a. Test Construction Specifications (3.8.1, 5.1.2, 5.14)		\$ 7,866	\$ -	\$ -	\$ -	\$ -	\$ -	\$ 7,866	
b. Test Construction System (3.8.2)		\$ -	\$ -	\$ -	\$ -	\$ -	\$ -	\$ -	-
c. FCAT/FSA Reading		\$ 124,244	\$ -	\$ -	\$ -	\$ -	\$ -	\$ 124,244	
d. FCAT/FSA Mathematics		\$ 108,713	\$ -	\$ -	\$ -	\$ -	\$ -	\$ 108,713	
e. FCAT/FSA Science		\$ 31,061	\$ -	\$ -	\$ -	\$ -	\$ -	\$ 31,061	
f. FCAT/FSA Writing									
f.1. Multiple-Choice Items		\$ 23,296	\$ -	\$ -	\$ -	\$ -	\$ -	\$ 23,296	
f.2. Prompts		\$ 23,296	\$ -	\$ -	\$ -	\$ -	\$ -	\$ 23,296	
g. FCAT/FSA Retake Forms-Reading/Math (5.1.2, 5.1.4)		\$ 30,510	\$ -	\$ -	\$ -	\$ -	\$ -	\$ 30,510	
h. End-of-Course Exams		\$ 46,591	\$ -	\$ -	\$ -	\$ -	\$ -	\$ 46,591	
		\$ -	\$ -	\$ -	\$ -	\$ -	\$ -	\$ -	
8. Special Forms Development (3.9)									\$ 59,522
a. Norming Study Forms (3.8.4)	2009-10	\$ -	\$ -	\$ -	\$ -	\$ -	\$ -	\$ -	-
b. Public Release Forms (3.9, 6.5)	2013-15	\$ -	\$ 59,522	\$ -	\$ -	\$ -	\$ -	\$ 59,522	
9. Printed Tests (3.5, 3.10)	2009-15								\$ 7,032,856
a. Production Specifications (3.11)		\$ 2,526	\$ -	\$ -	\$ -	\$ -	\$ -	\$ 2,526	
b. Style Guide (3.11)		\$ -	\$ -	\$ -	\$ -	\$ -	\$ -	\$ -	-
c. FCAT/FSA Test Books		\$ -	\$ -	\$ 4,523,167	\$ -	\$ -	\$ -	\$ 4,523,167	
d. FCAT/FSA Answer Documents		\$ -	\$ -	\$ 1,834,811	\$ -	\$ -	\$ -	\$ 1,834,811	
e. Retake Forms-Reading/Math		\$ 62,686	\$ -	\$ 469,593	\$ -	\$ -	\$ -	\$ 532,280	
f. End-of-Course Exams		\$ -	\$ -	\$ 140,072	\$ -	\$ -	\$ -	\$ 140,072	
10. Computer-Based Tests (3.5, 3.12)	2009-15								\$ 1,365,241
a. CBT Production Specifications		\$ 12,629	\$ -	\$ -	\$ 68,145	\$ -	\$ -	\$ 80,774	
b. CBT Style Guide		\$ 12,629	\$ -	\$ -	\$ -	\$ -	\$ -	\$ 12,629	
c. CBT FSA Writing		\$ 12,629	\$ -	\$ -	\$ 437,177	\$ -	\$ -	\$ 449,806	
d. CBT Retake Forms-Reading/Math		\$ 12,629	\$ -	\$ -	\$ 282,016	\$ -	\$ -	\$ 294,645	
e. End-of-Course Exams		\$ 12,629	\$ -	\$ -	\$ 514,757	\$ -	\$ -	\$ 527,387	
11. Accommodations for Paper-Based Tests (3.13, 4.12)	2009-15								\$ 1,566,755

COST PROPOSAL FOR FLORIDA'S STANDARDS-BASED ASSESSMENT SYSTEM RFP 2008-17

Check the phase for which the costs apply and enter costs for the applicable tasks.

Base Contract Period				
Phase I	Phase II	Phase III	Phase IV	Phase V

Renewal Period	
Phase I	<input checked="" type="checkbox"/> Phase II

Task Area	Applicable Years	Human Resource	Supplies and Services	Printing	Computer/Technology Services	Travel	Other (Specify)	Subtotal	Total	
a. FCAT/FSA Braille		\$ 106,061	\$ 26,592	\$ 954,172	\$ -	\$ -	\$ -	\$ 1,086,825		
b. FCAT/FSA Large Print		\$ -	\$ 214,893	\$ 113,922	\$ -	\$ -	\$ -	\$ 328,815		
c. FCAT/FSA One Item Per Page		\$ -	\$ 52,303	\$ -	\$ -	\$ -	\$ -	\$ 52,303		
d. FCAT/FSA Black and White		\$ -	\$ -	\$ -	\$ -	\$ -	\$ -	\$ -		
e. FCAT/FSA Screen Reader		\$ -	\$ -	\$ -	\$ 98,813	\$ -	\$ -	\$ 98,813		
12. Accommodations for Computer-Based Tests (4.13) Including EOC, Retakes, and FSA Writing 7 & 11	2009-15								\$	321,075
a. Regular Paper Version of Tests as Required by IEP		\$ -	\$ -	\$ -	\$ -	\$ -	\$ -	\$ -		
b. Braille		\$ -	\$ -	\$ 288,137	\$ -	\$ -	\$ -	\$ 288,137		
c. One Item Per Page		\$ -	\$ -	\$ -	\$ -	\$ -	\$ -	\$ -		
d. Black and White		\$ -	\$ -	\$ -	\$ -	\$ -	\$ -	\$ -		
e. Screen Reader		\$ -	\$ -	\$ -	\$ 32,938	\$ -	\$ -	\$ 32,938		
13. Distribute & Retrieve Materials (4)	2009-15								\$	9,990,930
a. Pack and Distributed Materials (4.1)		\$ 1,552,475	\$ 5,425,728	\$ 19,816	\$ 1,341,174	\$ -	\$ -	\$ 8,339,194		
b. Customer Satisfaction Information (4.2)		\$ 12,629	\$ -	\$ -	\$ -	\$ -	\$ -	\$ 12,629		
c. Missing Materials Report/Inventory (4.3)		\$ 378,896	\$ -	\$ -	\$ 37,216	\$ -	\$ -	\$ 416,113		
d. Disposition of Materials (4.4)		\$ 12,629	\$ 885,720	\$ -	\$ 261,978	\$ -	\$ -	\$ 1,160,327		
e. Retrieve Materials (4.5)		\$ 25,227	\$ -	\$ -	\$ 12,405	\$ -	\$ -	\$ 37,632		
f. Pre-identification specifications (4.6)		\$ 12,629	\$ -	\$ -	\$ 12,405	\$ -	\$ -	\$ 25,035		
14. Test Administration Ancillary Materials (4.8-4.10)	2009-15								\$	3,269,012
a. Workflow schedule (4.8.1)		\$ -	\$ -	\$ -	\$ -	\$ -	\$ -	\$ -		
b. FCAT/FSA Test Administration Manuals (4.9)		\$ 573,573	\$ 1,146,863	\$ 257,234	\$ -	\$ -	\$ -	\$ 1,977,670		
c. FCAT/FSA Ancillary Materials (4.9)		\$ 22,939	\$ 69,482	\$ 818,122	\$ -	\$ -	\$ -	\$ 910,543		
d. EOC Exams Test Administration Manuals (4.9)		\$ 7,507	\$ 16,985	\$ 41,454	\$ -	\$ -	\$ -	\$ 65,946		
e. EOC Exams Ancillary Materials (4.9)		\$ 938	\$ 1,943	\$ 311,972	\$ -	\$ -	\$ -	\$ 314,853		
f. Calculators and Rulers (4.10)		\$ -	\$ -	\$ -	\$ -	\$ -	\$ -	\$ -		
15. Administration Annual Meeting Implementation (RFP s. 4.14) Contractor Expenses	2009-15								\$	40,401
a. Test Administration Debrief		\$ 12,629	\$ -	\$ -	\$ -	\$ 7,571	\$ -	\$ 20,201		
b. New Assessment Coordinators Meeting		\$ -	\$ -	\$ -	\$ -	\$ -	\$ -	\$ -		
c. Annual Assessment Coord. Meeting		\$ 12,629	\$ -	\$ -	\$ -	\$ 7,571	\$ -	\$ 20,201		
16. Measurement Model & Special Studies (5.1)	2009-15								\$	513,893

COST PROPOSAL FOR FLORIDA'S STANDARDS-BASED ASSESSMENT SYSTEM RFP 2008-17

Task Area	Applicable Years	Base Contract Period					Renewal Period		Subtotal	Total
		Phase I	Phase II	Phase III	Phase IV	Phase V	Phase I	<input checked="" type="checkbox"/> Phase II		
		Check the phase for which the costs apply and enter costs for the applicable tasks.								
a. Field Test & Calibration Sample Specifications and Selection (5.1, 5.4)	2009-14									
a.1. Writing Prompts (5.1.7)		\$ -	\$ 45,465	\$ -	\$ -	\$ -	\$ -	\$ -	\$ 45,465	
a.2. Reading, Mathematics, & Science (5.1, 5.4.3)		\$ -	\$ 45,465	\$ -	\$ -	\$ -	\$ -	\$ -	\$ 45,465	
a.3. End-of-Course Tests (5.1.8)		\$ -	\$ 28,416	\$ -	\$ -	\$ -	\$ -	\$ -	\$ 28,416	
a.4. Early Return Samples (5.4.3)		\$ -	\$ 45,465	\$ -	\$ -	\$ -	\$ -	\$ -	\$ 45,465	
b. Calibration, Equating, and Scaling Specifications (5.4.1, 5.4.3)	2009-14									
b.1. Writing		\$ -	\$ 28,416	\$ -	\$ -	\$ -	\$ -	\$ -	\$ 28,416	
b.2. Reading, Mathematics, & Science		\$ -	\$ 28,416	\$ -	\$ -	\$ -	\$ -	\$ -	\$ 28,416	
c. Process & Score Calibration Samples (5.1.1, 5.1.7)		\$ -	\$ -	\$ -	\$ -	\$ -	\$ -	\$ -	\$ -	
c.1. Writing	2010-15	\$ -	\$ 11,366	\$ -	\$ -	\$ -	\$ -	\$ -	\$ 11,366	
c.2. Reading, Mathematics, & Science		\$ -	\$ 22,733	\$ -	\$ -	\$ -	\$ -	\$ -	\$ 22,733	
c.3. Writing Prompt Field Test		\$ 15,327	\$ 22,733	\$ -	\$ 59,640	\$ -	\$ -	\$ -	\$ 97,700	
d. FCAT/FSA Scoring Tables (5.1.3)										
d.1. Fall/Spring/Summer Retakes (5.1.3, 5.1.4)		\$ 3,903	\$ 22,733	\$ -	\$ -	\$ -	\$ -	\$ -	\$ 26,636	
d.2. Writing Administration (5.1.3)		\$ -	\$ 22,733	\$ -	\$ -	\$ -	\$ -	\$ -	\$ 22,733	
d.3. Spring Reading, Mathematics & Science Administrations (5.1.3)		\$ 52,207	\$ 22,733	\$ -	\$ -	\$ -	\$ -	\$ -	\$ 74,940	
d.4. EOC Administrations (5.1.3)		\$ 13,410	\$ 22,733	\$ -	\$ -	\$ -	\$ -	\$ -	\$ 36,143	
e. Process and Score NRT (5.1.5)	2010-11	\$ -	\$ -	\$ -	\$ -	\$ -	\$ -	\$ -	\$ -	
f. New Measurement Model for FSA Writing (5.1.6)	2008-09	\$ -	\$ -	\$ -	\$ -	\$ -	\$ -	\$ -	\$ -	
17. Data Verification and Quality Assurance (5.2)	2009-15									\$ 520,004
a. Data Verification Specifications (5.2.1)		\$ 12,629	\$ -	\$ -	\$ 148,424	\$ -	\$ -	\$ -	\$ 161,053	
b. Verify Answer Keys (5.2.2)		\$ -	\$ -	\$ -	\$ 49,475	\$ -	\$ -	\$ -	\$ 49,475	
c. Gridded-Response/Fill-In Adjudication and Review (5.2.3, 5.2.4)		\$ 12,629	\$ -	\$ -	\$ 173,161	\$ -	\$ -	\$ -	\$ 185,790	
d. Quality control systems (5.2.5)		\$ -	\$ -	\$ -	\$ 123,686	\$ -	\$ -	\$ -	\$ 123,686	
18. Scanning Student Responses (5.3)	2009-15									\$ 5,304,865
a. Scanning/Scoring Specifications		\$ 2,526	\$ -	\$ -	\$ 134,616	\$ -	\$ -	\$ -	\$ 137,142	
b. Mock and Mini State Files										
b.1. FCAT/FSA Retake Tests		\$ 5,594	\$ -	\$ -	\$ 50,820	\$ -	\$ -	\$ -	\$ 56,415	
b.2. FCAT/FSA Spring Tests		\$ 1,260,700	\$ -	\$ -	\$ 3,722,688	\$ -	\$ -	\$ -	\$ 4,983,388	
b.3. End-of-Course Tests		\$ 19,694	\$ -	\$ -	\$ 96,628	\$ -	\$ -	\$ -	\$ 116,322	
c. Special Processing for Braille/Large Print Documents (5.3.1)		\$ 5,113	\$ -	\$ -	\$ -	\$ -	\$ -	\$ -	\$ 5,113	

COST PROPOSAL FOR FLORIDA'S STANDARDS-BASED ASSESSMENT SYSTEM RFP 2008-17

Check the phase for which the costs apply and enter costs for the applicable tasks.

Base Contract Period				
Phase I	Phase II	Phase III	Phase IV	Phase V

Renewal Period	
Phase I	X Phase II

Task Area	Applicable Years	Human Resource	Supplies and Services	Printing	Computer/Technology Services	Travel	Other (Specify)	Subtotal	Total
d. Other Special Handling Requirements (5.3.2.)		\$ 2,526	\$ -	\$ -	\$ 3,959	\$ -	\$ -	6,485	
19. Scoring of Student Responses (5.4)									\$ 7,948,710
a. Handscoring Replication Study (5.4.4.1)	2009	\$ -	\$ -	\$ -	\$ -	\$ -	\$ -	-	
b. Handscoring Specifications (5.4.4.2)	2009-14	\$ 35,974	\$ -	\$ -	\$ -	\$ -	\$ -	35,974	
c. Preparation and Handscoring of Performance Tasks (5.4.4.3, 5.4.4.4, 5.4.4.5)	2010-15								
c.1. FCAT/FSA Performance Tasks		\$ -	\$ -	\$ -	\$ -	\$ -	\$ -	-	
c.2. FCAT/FSA Writing Prompts		\$ 6,252,459	\$ 209	\$ -	\$ 509,729	\$ 76,502	\$ -	6,838,899	
c.3. End-of-Course Tests		\$ -	\$ -	\$ -	\$ -	\$ -	\$ -	-	
d. Anomaly Checking and Missing Scores (5.4.6, 5.4.7, 5.4.8)		\$ 2,526	\$ -	\$ -	\$ 1,071,311	\$ -	\$ -	1,073,837	
20. Reporting Scores (5.5)									\$ 3,262,567
a. Reports & File Specifications (5.5.1)	2009-14	\$ 2,526	\$ -	\$ -	\$ 197,112	\$ -	\$ -	199,637	
b. Complete Results Deliveries (5.5)	2009-15								
b.1. FCAT/FSA Retake Tests		\$ 4,687	\$ 5,908	\$ 14,092	\$ 210,357	\$ -	\$ -	235,045	
b.2. FCAT/FSA Writing		\$ 53,482	\$ 72,082	\$ 158,074	\$ 407,469	\$ -	\$ -	691,108	
b.3. FCAT/FSA Reading, Mathematics, & Science		\$ 123,906	\$ 304,356	\$ 400,606	\$ 506,025	\$ -	\$ -	1,334,893	
b.4. End-of-Course Tests		\$ 49,357	\$ 31,937	\$ 21,682	\$ 308,913	\$ -	\$ -	411,889	
c. Electronic Results (5.5.3, 5.5.4)	2009-15	\$ 2,526	\$ -	\$ -	\$ 190,358	\$ -	\$ -	192,884	
d. Demographic Reports (RFP s. 5.5.5)	2010-15	\$ -	\$ -	\$ -	\$ 197,112	\$ -	\$ -	197,112	
21. Technical Oversight and Special Studies (5.6)									\$ 251,756
a. Technical Report (5.6.2)	2010-15	\$ 34,502	\$ 142,079	\$ -	\$ -	\$ -	\$ -	176,581	
b. Achievement Level Standard Setting Meetings (5.6.3)	2011-12	\$ -	\$ -	\$ -	\$ -	\$ -	\$ -	-	
c. Vertical Scaling (5.6.4)	2011, 2014	\$ -	\$ -	\$ -	\$ -	\$ -	\$ -	-	
d. Comparability of Scales – FCAT to FSA (5.6.5)	2009-11	\$ -	\$ -	\$ -	\$ -	\$ -	\$ -	-	
e. Calibration/Equating Studies (5.6.6)	2009, 2012, 2015	\$ 18,343	\$ 56,832	\$ -	\$ -	\$ -	\$ -	75,175	
f. Comparability of Different Modalities (5.6.7)	2009, 2010, 2012	\$ -	\$ -	\$ -	\$ -	\$ -	\$ -	-	
22. Interpretive Products/Services (6.0)									\$ 1,520,129
a. Annual Int. Prod. Planning Meeting (6.0.13) Contractor Expenses	2009-14	\$ 5,052	\$ -	\$ -	\$ -	\$ -	\$ -	5,052	

COST PROPOSAL FOR FLORIDA'S STANDARDS-BASED ASSESSMENT SYSTEM RFP 2008-17

Task Area	Applicable Years	Base Contract Period					Renewal Period		
		Phase I	Phase II	Phase III	Phase IV	Phase V	Phase I	X Phase II	
		Human Resource	Supplies and Services	Printing	Computer/Tech ology Services	Travel	Other (Specify)	Subtotal	Total
b. Interpretive Products Production Specifcaitons (6.0, 6.0.9)	2010-14	\$	- \$	- \$	- \$	- \$	- \$	- \$	-
c. Sample Test Materials (6.1)	2009-14								
c.1. Paper-Based STMs		\$	- \$	- \$	924,639 \$	- \$	- \$	- \$	924,639
c.2. Computer-Based STMs		\$	- \$	- \$	- \$	- \$	- \$	- \$	-
c.3. EOC Exams STMs		\$	- \$	- \$	590,439 \$	- \$	- \$	- \$	590,439
d. Keys to Florida's Tests (6.2)	2010-15	\$	- \$	- \$	- \$	- \$	- \$	- \$	-
e. Understanding Florida's Assessment Reports (6.3)	2010-15	\$	- \$	- \$	- \$	- \$	- \$	- \$	-
f. Florida Reads! Writes! Solves! Inquires! CD (6.4)	2010-15	\$	- \$	- \$	- \$	- \$	- \$	- \$	-
g. Released Tests (6.5)	2013-15	\$	- \$	- \$	- \$	- \$	- \$	- \$	-
h. Test Item Specifications (6.6)	2009-11, 2014-15								
h.1 Reading		\$	- \$	- \$	- \$	- \$	- \$	- \$	-
h.2. Mathematics		\$	- \$	- \$	- \$	- \$	- \$	- \$	-
h.3. Science		\$	- \$	- \$	- \$	- \$	- \$	- \$	-
h.4. Writing		\$	- \$	- \$	- \$	- \$	- \$	- \$	-
h.5. EOC Exams		\$	- \$	- \$	- \$	- \$	- \$	- \$	-
i. FSA Lessons Learned (6.7)	2013-15	\$	- \$	- \$	- \$	- \$	- \$	- \$	-
j. Florida Assessment Handbook (6.8)	2011, 2014	\$	- \$	- \$	- \$	- \$	- \$	- \$	-
23. Other (tasks must be specified)									
Program/Project Management		\$	2,163,701 \$	- \$	- \$	- \$	909,417 \$	- \$	3,073,118 \$
5.e.g Item Content Reviews		\$	- \$	- \$	- \$	- \$	- \$	- \$	-
		\$	- \$	- \$	- \$	- \$	- \$	- \$	-
		\$	- \$	- \$	- \$	- \$	- \$	- \$	-
		\$	- \$	- \$	- \$	- \$	- \$	- \$	-
		\$	- \$	- \$	- \$	- \$	- \$	- \$	-
		\$	- \$	- \$	- \$	- \$	- \$	- \$	-

PHASE TOTAL \$ 46,843,201

COST PROPOSAL FOR FLORIDA'S STANDARDS-BASED ASSESSMENT SYSTEM RFP 2008-17

Check the phase for which the costs apply and enter costs for the applicable tasks.

Base Contract Period				
<input type="checkbox"/> Phase I	<input type="checkbox"/> Phase II	<input type="checkbox"/> Phase III	<input type="checkbox"/> Phase IV	<input checked="" type="checkbox"/> Phase V

Renewal Period	
<input type="checkbox"/> Phase I	<input type="checkbox"/> Phase II

Task Area	Applicable Years	Human Resource	Supplies and Services	Printing	Computer/Tech nology Services	Travel	Other (Specify)	Subtotal	Total
PHASE I TOTAL								\$	20,199,675
PHASE II TOTAL								\$	53,311,252
PHASE III TOTAL								\$	60,288,343
PHASE IV TOTAL								\$	57,421,656
PHASE V TOTAL								\$	55,496,828
Reimbursable Categories	2008-13							\$	7,382,246
Consultant Services (RFP s. 7.12.1)								\$	112,500
Contingency Services (RFP s. 7.12.2)								\$	112,500
Author's Alterations (RFP s. 7.12.3)								\$	112,500
Meetings with Educators (RFP s. 7.12.4)								\$	5,491,496
Meetings with Staff (RFP s. 7.12.5)								\$	585,000
Contractor Staff Positions (RFP s. 7.12.6)								\$	968,250
GRAND TOTAL BASE PERIOD								\$	254,100,000

COST PROPOSAL FOR FLORIDA'S STANDARDS-BASED ASSESSMENT SYSTEM RFP 2008-17

Check the phase for which the costs apply and enter costs for the applicable tasks.

Base Contract Period				
Phase I	Phase II	Phase III	Phase IV	Phase V

Renewal Period	
Phase I	Phase II

Task Area	Applicable Years	Human Resource	Supplies and Services	Printing	Computer/Tech nology Services	Travel	Other (Specify)	Subtotal	Total
PHASE I TOTAL								\$	59,032,524
PHASE II TOTAL								\$	46,843,201
Reimbursable Categories	2013-15							\$	3,534,971
Consultant Services (RFP s. 7.12.1)								\$	56,250
Contingency Services (RFP s. 7.12.2)								\$	56,250
Author's Alterations (RFP s. 7.12.3)								\$	56,250
Meetings with Educators (RFP s. 7.12.4)								\$	2,535,221
Meetings with Staff (RFP s. 7.12.5)								\$	270,000
Contractor Staff Positions (RFP s. 7.12.6)								\$	561,000
GRAND TOTAL RENEWAL PERIOD									\$ 109,410,696
GRAND TOTAL BASE PERIOD									\$ 254,100,000
GRAND TOTAL BASE AND RENEWAL PERIODS									\$ 363,510,696