



Services (BEES) General Updates

Dr. Peggy Aune, Vice Chancellor for Strategic Improvement
Chelsea Strickland, Senior Educational Program Director
of Instructional Support Services





Florida Department of Education (FDOE) Mission, Vision, and Goals



FDOE's Mission and Vision

- The mission of Florida's K-20 education system shall be to increase the proficiency of **all students** within one seamless, efficient system, by allowing them the opportunity to expand their knowledge and skills through learning opportunities and research valued by students, parents, and communities.
- Florida will have an efficient world-class education system that engages and prepares **all students** to be globally competitive for college and careers.
 - Sources: [Section 1008.31, F.S.](#), and [FDOE's Strategic Plan](#) (2021)



FDOE's Goals

1. Highest student achievement, as indicated by evidence of student learning gains at all levels.
2. Seamless articulation and maximum access, as measured by evidence of progression, readiness, and access by targeted groups of students identified by the Commissioner of Education.
3. Skilled workforce and economic development, as measured by evidence of employment and earnings.
4. Quality efficient services, as measured by evidence of return on investment.
 - Sources: [Section 1008.31, Florida Statutes \(F.S.\)](#), and [FDOE's Strategic Plan](#) (2021)



Title V, Chapter 39, Section 39.0016, F.S.

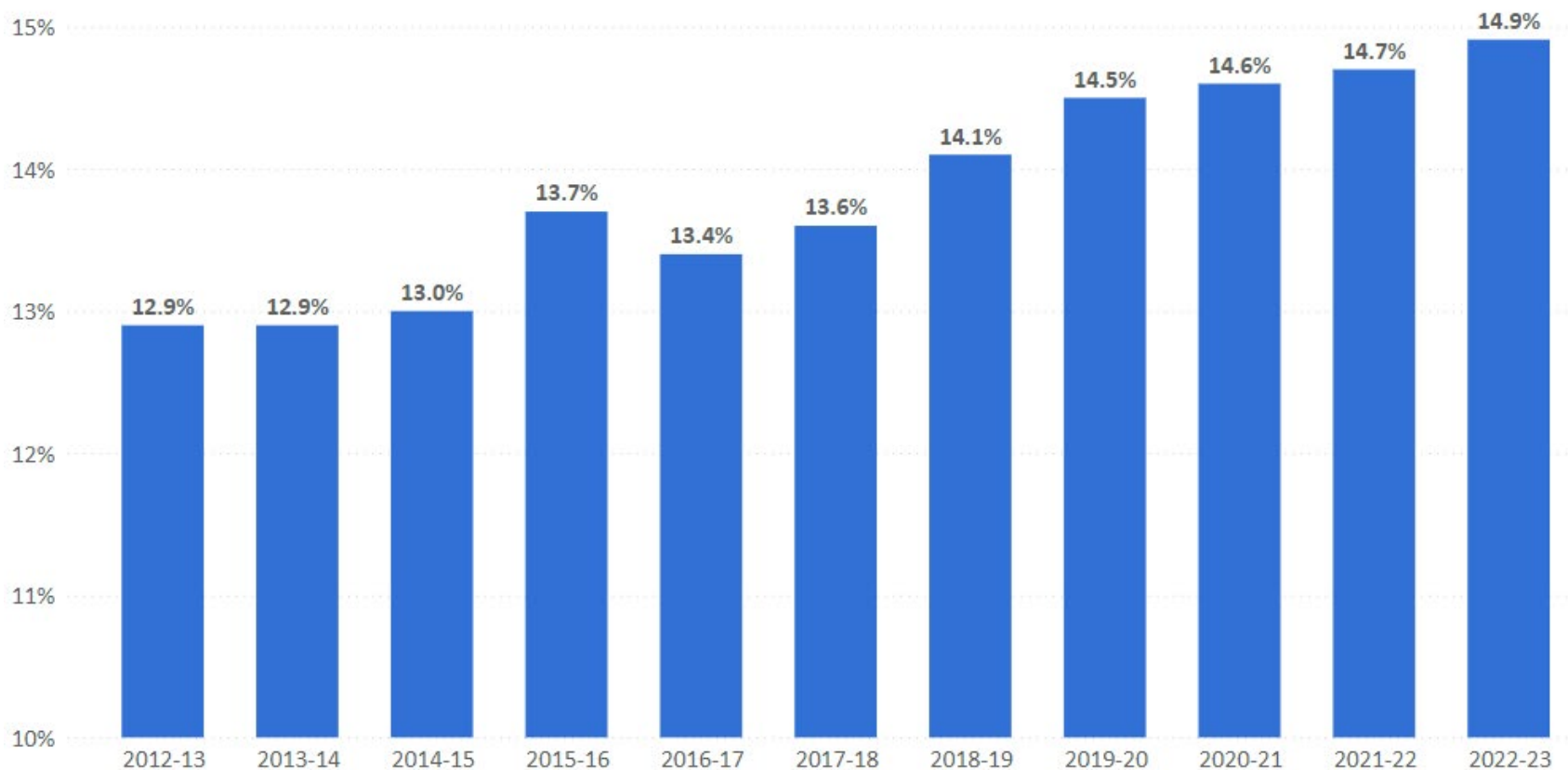
“Improving educational results for children with disabilities is an essential element of our public policy of ensuring equality of opportunity, full participation, independent living, and economic self-sufficiency for individuals with disabilities...”



Current Data

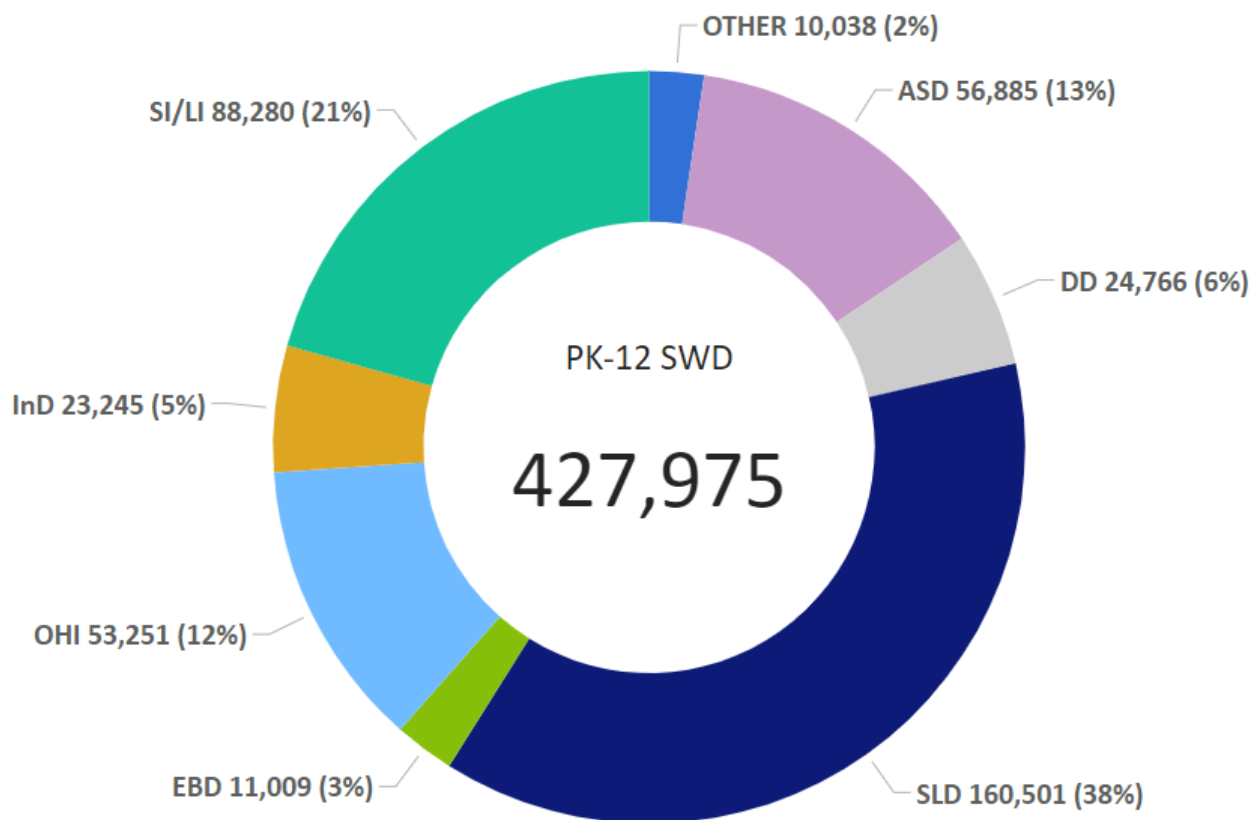


Students with Disabilities (SWD) Percentage of Total Population of Florida's Students





SWD Enrollment by Disability Category Fall 2022



Areas of Eligibility:

ASD – Autism Spectrum Disorder

SLD – Specific Learning Disability

OHI – Other Health Impairment

IND – Intellectual Disability

DD – Developmentally Delayed

SI – Speech Impaired

LI – Language Impaired

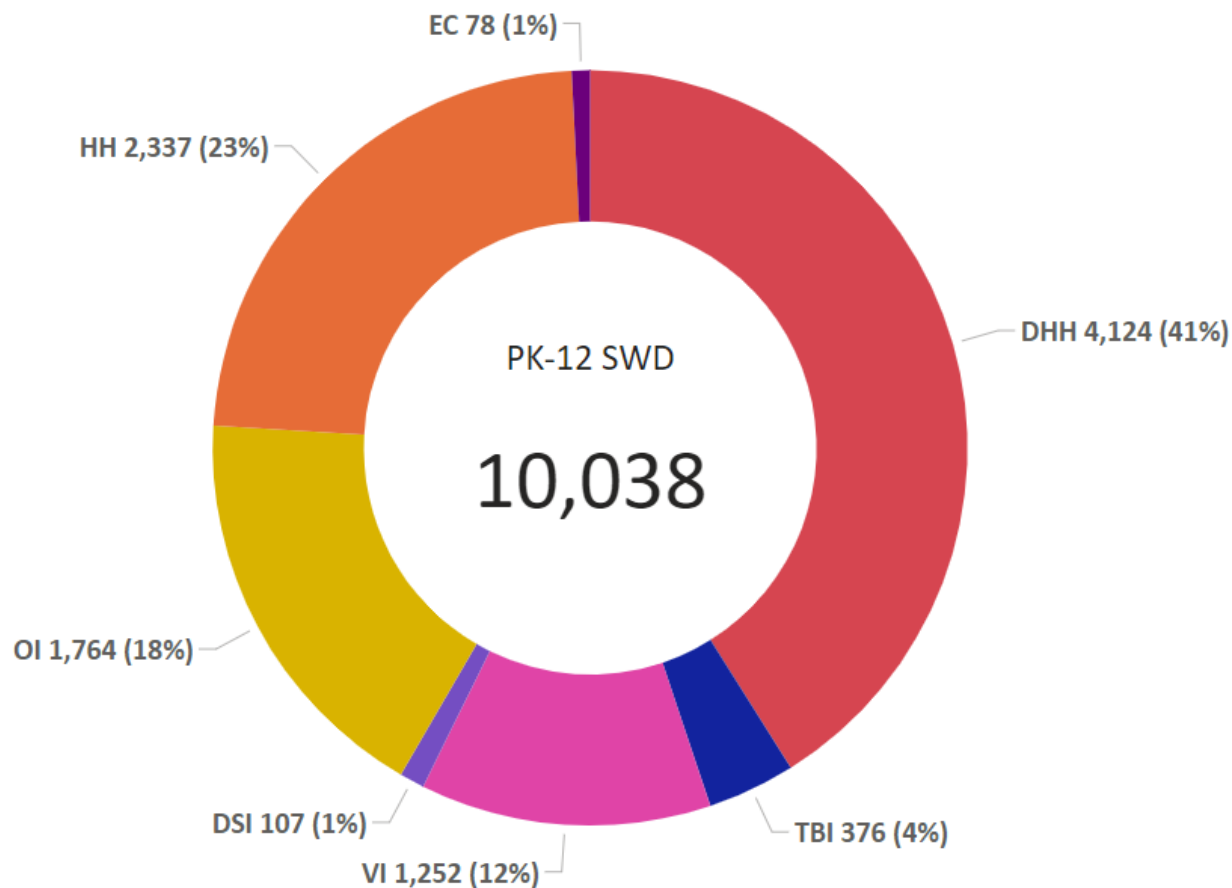
EBD – Emotional/Behavioral
Disability

Other – Defined on next slide

Source: Final Survey 2, 2022-23



SWD Enrollment by Other Disability Category Fall 2022



Other Disabilities

HH – Hospital
Homebound

DSI – Dual Sensory
Impaired

TBI – Traumatic Brain
Injury

EC – Established
Conditions (0-2)

OI – Orthopedic
Impairment

DHH – Deaf or Hard-of-
Hearing

VI – Visual Impairment



FLORIDA DEPARTMENT OF
EDUCATION
fldoe.org

Every Student Succeeds Act (ESSA) One Percent Cap on Alternate Assessment Participation



ESSA Reminders

- A state may, but is not required to, adopt alternate achievement standards for students with the most significant cognitive disabilities.
- If a state chooses to offer alternative achievement standards, federal law requires that it must have statewide standardized assessments aligned to them and that no more than 1% of students, and only those with the most significant cognitive disabilities, may participate in them. ([Title 34 Section 300.160 C.F.R.](#)).



Overall Rates of Florida Alternate Assessment (FAA) Participation – English Language Arts (ELA)

FAA - ELA	Count of Total Students Tested	Count of Students Whose Only Subject Test was an FAA	Percent of Students Tested Whose Only Subject Test was an FAA
2018-19	1,705,251	26,243	1.54%
2019-20*			
2020-21	1,637,903	22,876	1.40%
2021-22	1,697,158	24,790	1.46%
2022-23	1,691,688	24,138	1.42%
Change from Last Year	-5,470	-652	-0.04%
Change Since 2019	-13,563	-2,105	-0.12%

*Note: the 2019-20 assessments were canceled pursuant to [FDOE Emergency Order No. 2020-EO-01](#).

Source: 2022 FDOE 1% Waiver Extension Request

<https://www.fldoe.org/core/fileparse.php/7567/urlt/2022FDOE1percwaiver.pdf>



Overall Rates of FAA Participation – Mathematics

FAA Mathematics	Count of Total Students Tested	Count of Students Whose Only Subject Test was an FAA	Percent of Students Tested Whose Only Subject Test was an FAA
2018-19	1,576,300	25,744	1.63%
2019-20*			
2020-21	1,492,811	22,923	1.54%
2021-22	1,539,116	24,556	1.60%
2022-23	1,583,047	23,441	1.48%
Change from Last Year	43,931	-1,115	-0.12%
Change Since 2019	-37,184	-1,188	-0.15%

*Note: the 2019-20 assessments were canceled pursuant to [FDOE Emergency Order No. 2020-EO-01](#).

Source: 2022 FDOE 1% Waiver Extension Request

<https://www.fldoe.org/core/fileparse.php/7567/urlt/2022FDOE1percwaiver.pdf>



Overall Rates of FAA Participation – Science

FAA Science	Count of Total Students Tested	Count of Students Whose Only Subject Test was an FAA	Percent of Students Tested Whose Only Subject Test was an FAA
2018-19	616,991	9,621	1.56%
2019-20*			
2020-21	577,461	8,986	1.56%
2021-22	622,568	9,506	1.53%
2022-23	620,713	9,377	1.51%
Change Since Last Year	-1,855	-129	-0.02%
Change Since 2019	3,722	-244	-0.05%

*Note: the 2019-20 assessments were canceled pursuant to [FDOE Emergency Order No. 2020-EO-01](#).

Source: 4033 BAR – BEESS Output



Definition: Most Significant Cognitive Disability

“Most significant cognitive disability” means a global cognitive impairment that adversely impacts multiple areas of functioning across many settings and is a result of a congenital, acquired or traumatic brain injury or syndrome and is verified by either:

1. A statistically significant below average global cognitive score that falls within the first percentile rank (i.e., a standard, full scale score of 67 or under); or
2. In the extraordinary circumstance when a global, full-scale intelligent quotient score is unattainable, a school district-determined procedure that has been approved by the Florida Department of Education under paragraph (5)(e) of this rule.



2022-23 Alternate Assessment – Alternate Academic Achievement Standards (AA-AAAS) Findings of Noncompliance

- Participation in AA-AAAS Compliance Protocol:
<https://www.fldoe.org/core/fileparse.php/7673/urlt/FSAAProtocol.pdf>
- FAA-6 – Supplementary Aids and Services – 21 Districts
- FAA-7 – Assistive Technology – 15 Districts
- FAA-11 – Evaluation Instrument – 20 Districts
- FAA-12 – Most Significant Cognitive Disability – 20 Districts
- FAA-17 – Parental Consent Form - 13 Districts



Discussion

What review process currently occurs in your district on alternate assessment participation?

Who are the participants in this review process?



FLORIDA DEPARTMENT OF
EDUCATION
fldoe.org

State Performance Plan/Annual Performance Report (SPP/APR) Overview



SPP/APR Results Indicators

- **Indicator 1: Graduation rate**
- **Indicator 2: Dropout rate**
- **Indicator 3: Assessment**
- **Indicator 4: Suspension/Expulsion***
- **Indicator 5: Educational environments (school age)**
- **Indicator 6: Educational environments (preschool)**
- **Indicator 7: Preschool outcomes**
- **Indicator 8: Parent involvement**
- **Indicator 9: Disproportionate representation**
- **Indicator 10: Disproportionate representation (by particular disability categories)**
- **Indicator 11: Child find**
- **Indicator 12: Early childhood transition**
- **Indicator 13: Secondary transition**
- **Indicator 14: Post-school outcomes**
- **Indicator 15: Resolution sessions**
- **Indicator 16: Mediation**
- **Indicator 17: State Systemic Improvement Plan (SSIP)**



SPP/APR Compliance Indicators

- **Indicator 1:** Graduation rate
- **Indicator 2:** Dropout rate
- **Indicator 3:** Assessment
- **Indicator 4:** Suspension/Expulsion*
- **Indicator 5:** Educational environments (school age)
- **Indicator 6:** Educational environments (preschool)
- **Indicator 7:** Preschool outcomes
- **Indicator 8:** Parent involvement
- **Indicator 9: Disproportionate representation**
- **Indicator 10: Disproportionate representation (by particular disability categories)**
- **Indicator 11: Child find**
- **Indicator 12: Early childhood transition**
- **Indicator 13: Secondary transition**
- **Indicator 14:** Post-school outcomes
- **Indicator 15:** Resolution sessions
- **Indicator 16:** Mediation
- **Indicator 17:** State Systemic Improvement Plan (SSIP)

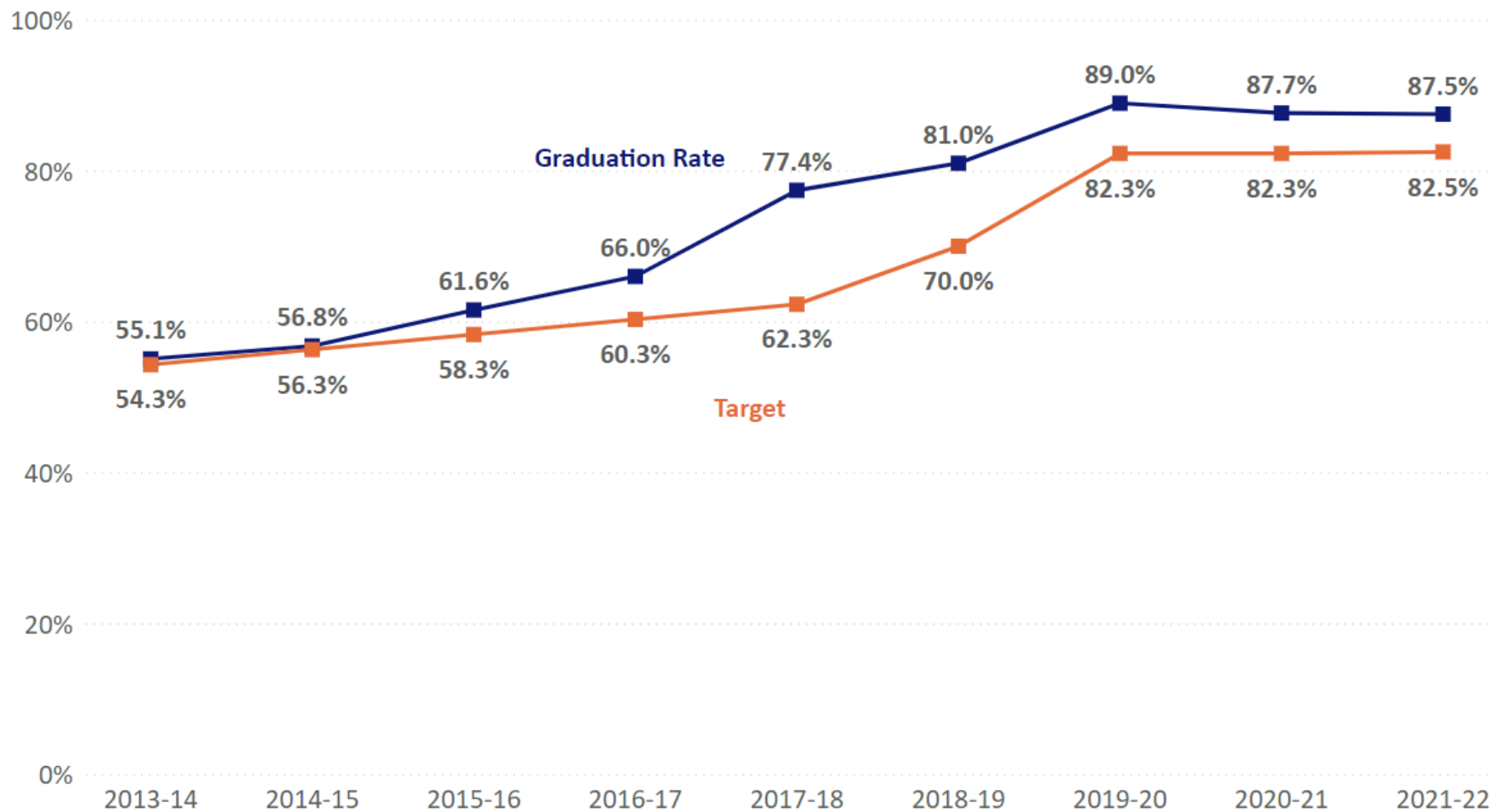


FLORIDA DEPARTMENT OF
EDUCATION
fldoe.org

Indicator 1: Graduation



Actual vs. Target



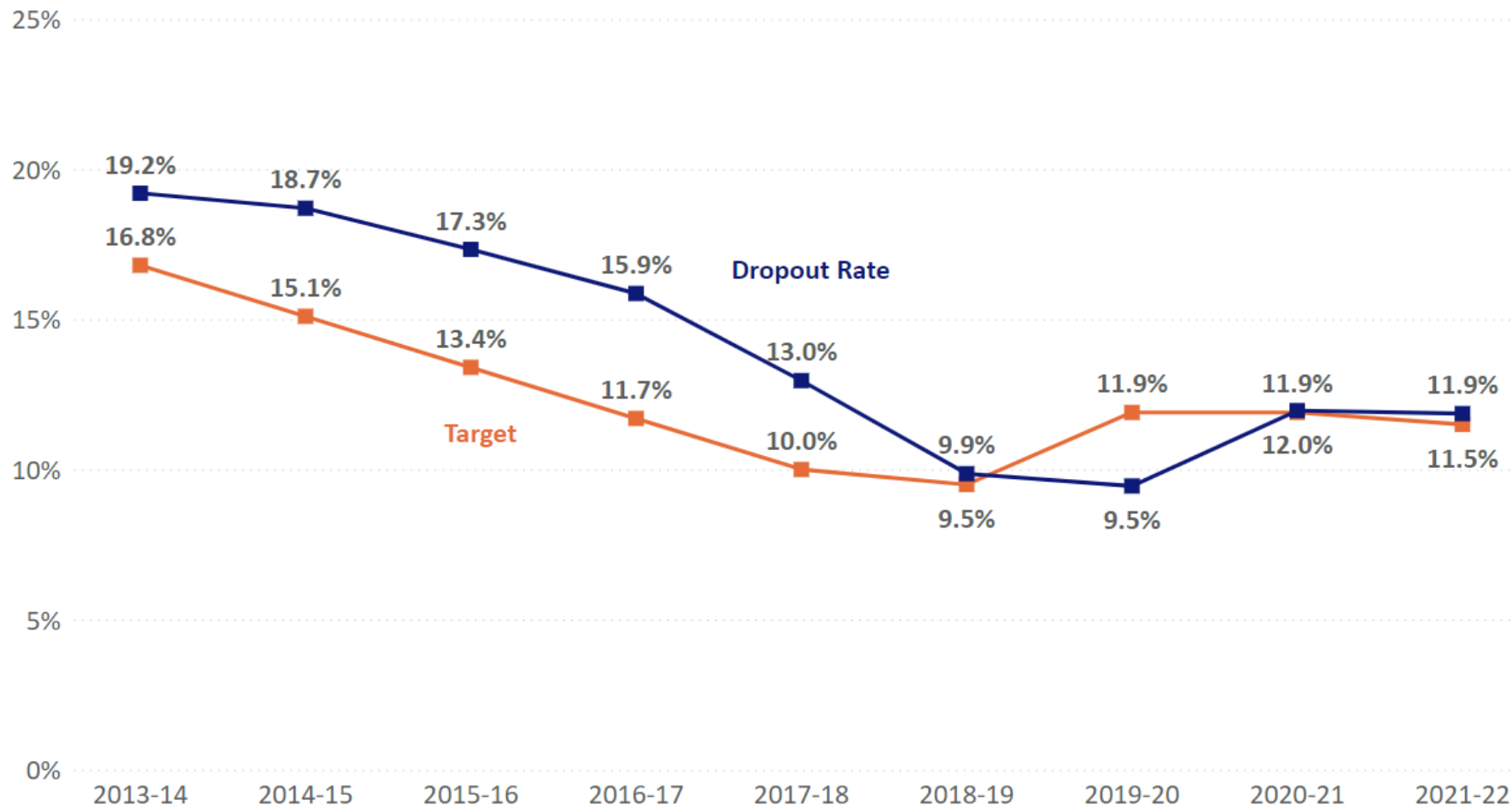
Source: Survey 5, 2021-22



Indicator 2: Dropout



Actual vs. Target



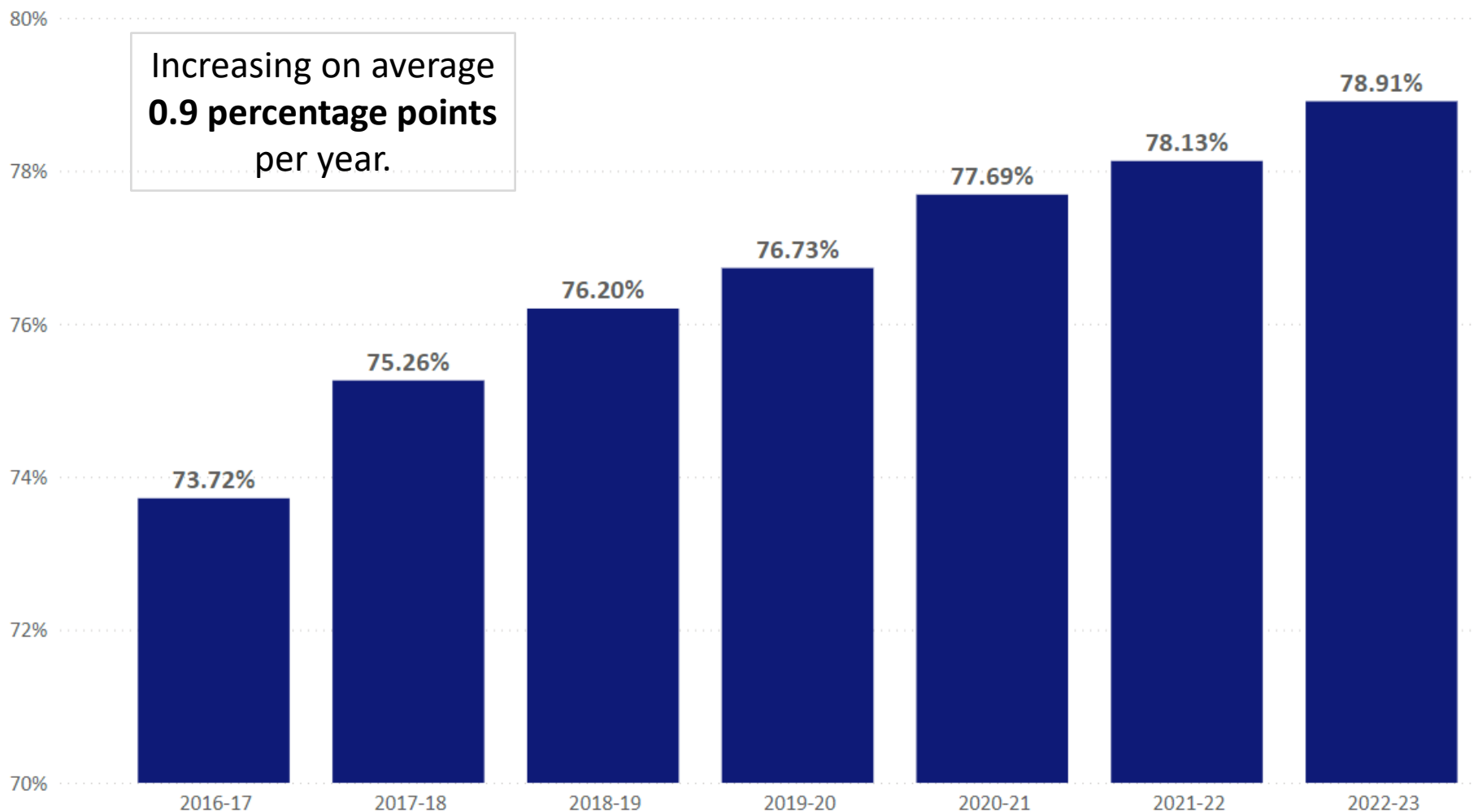
Source: Survey 5, 2021-22



Indicator 5: Educational Environments



Educational Environment Efforts

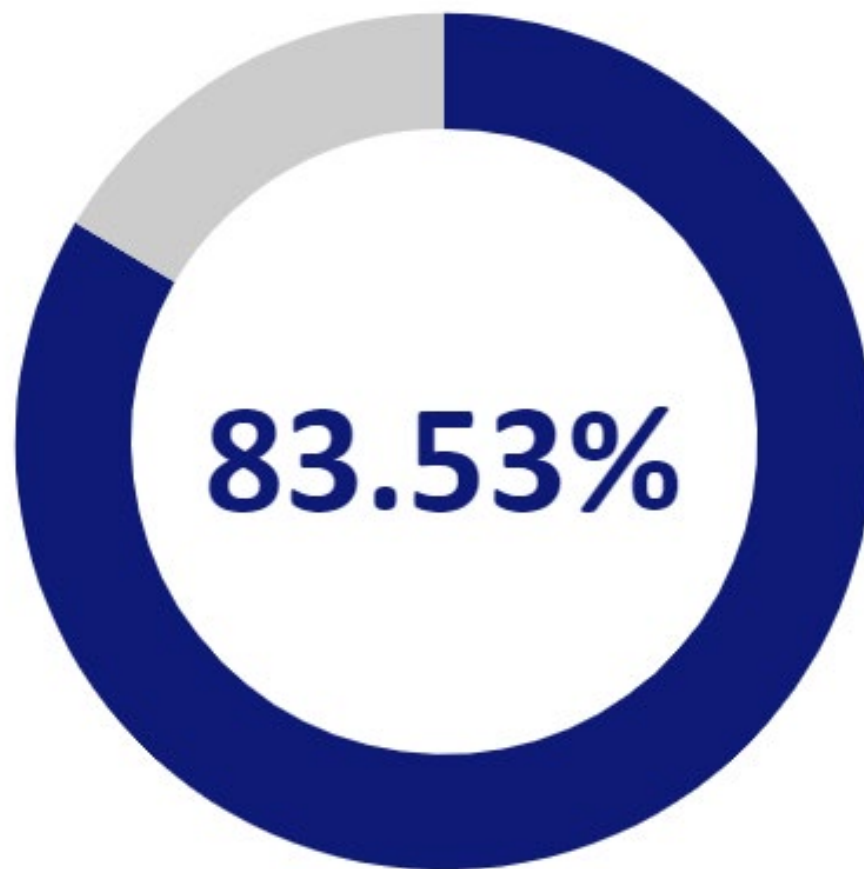




Indicator 8: Parent Involvement

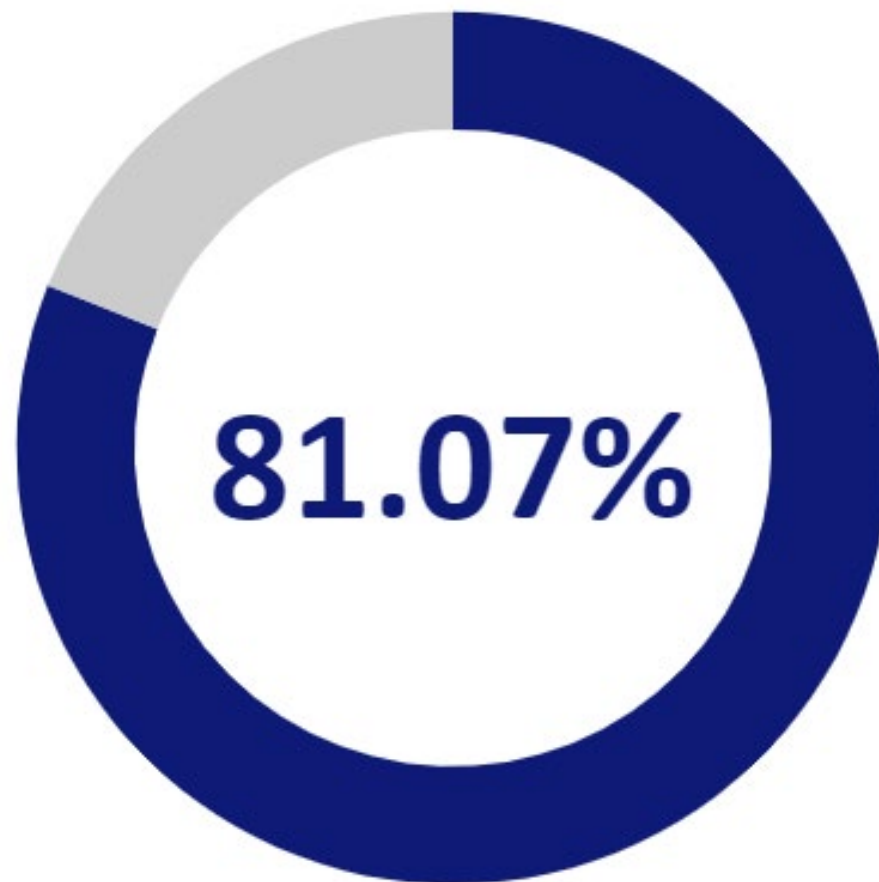


2021-22 Preschool Parent Involvement





2021-22 K-12 Parent Involvement





2022-23 Exceptional Student Education (ESE) Parent Survey

- Open March 2024 – June 2024
- Available to all parents of a student with a disability with an IEP enrolled in a Florida public school
 - Parents should complete one survey per student, if parent of multiple students who meet above criteria
- Web-based only, with questions specific to Preschool or K-12
- Available in three languages: English, Spanish, and Haitian-Creole
 - More languages can be provided by request

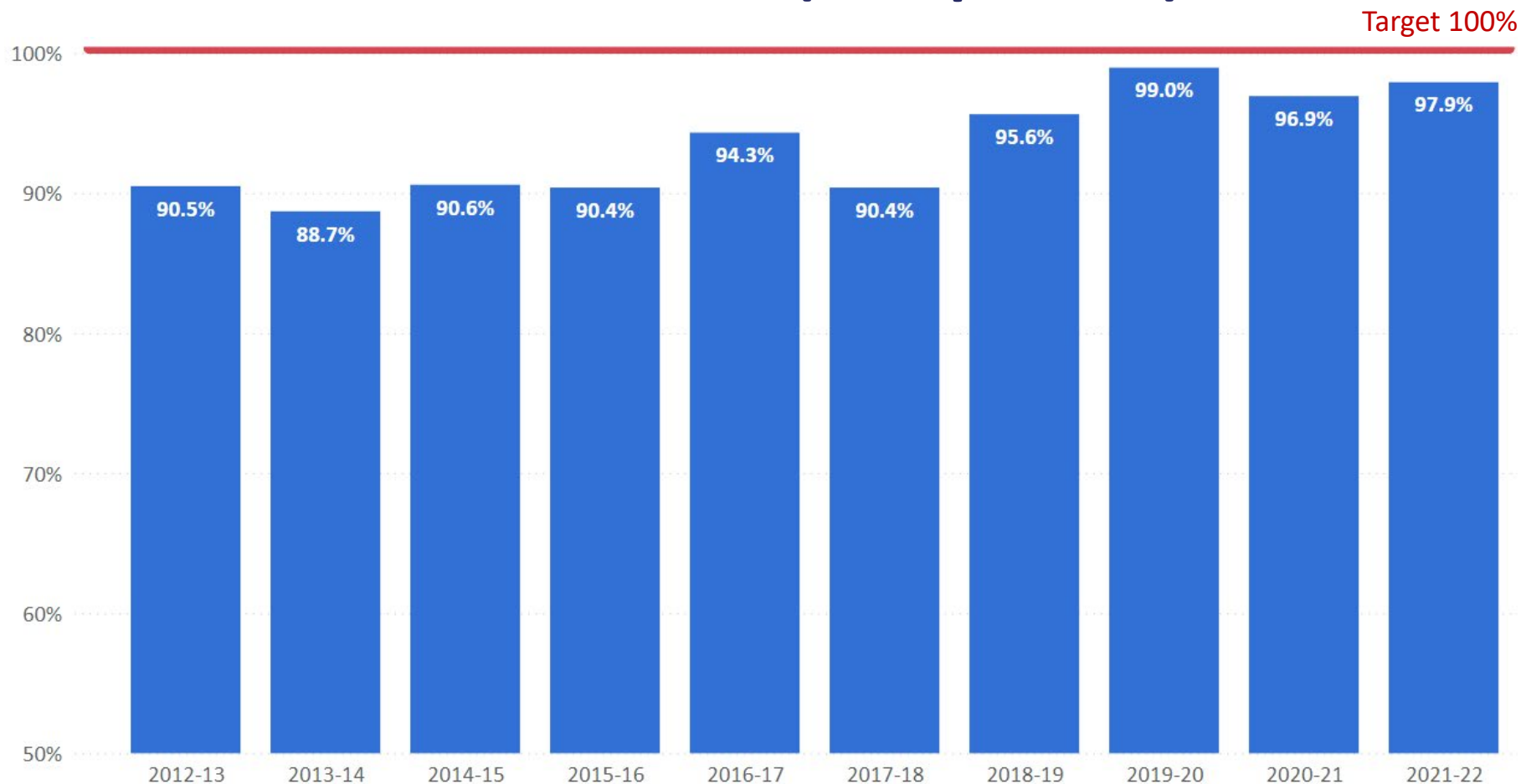


FLORIDA DEPARTMENT OF
EDUCATION
fldoe.org

Indicator 13: Secondary Transition



Transition Components in the Individual Education Plan (Compliance)



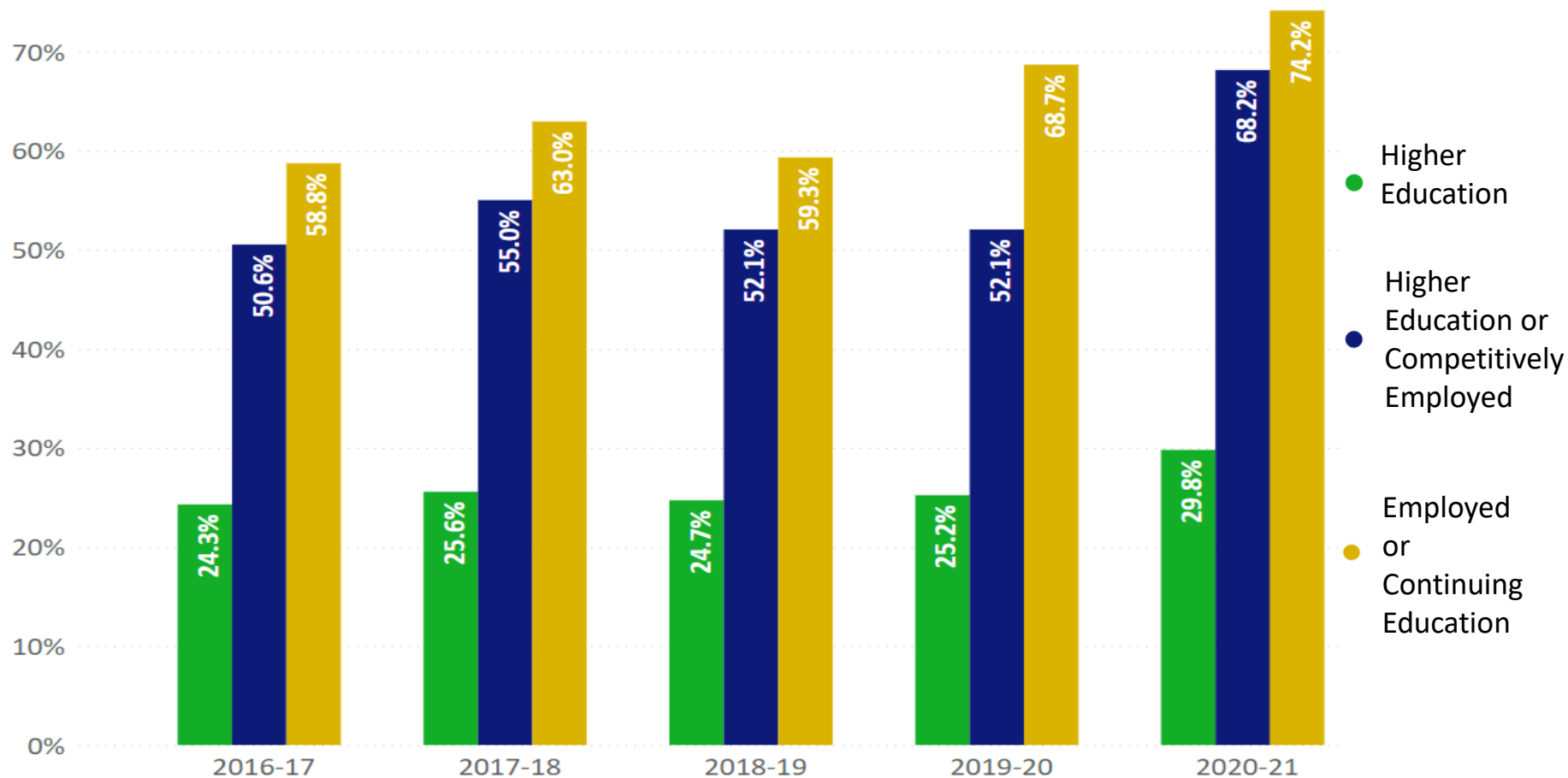


FLORIDA DEPARTMENT OF
EDUCATION
fldoe.org

Indicator 14: Post-School Outcomes



SWD Post-School Outcomes





Discussion

How could your district use the indicators to support professional learning for teachers of students with disabilities (SWDs) and school leaders?



Important FDOE Web Links

- **BEES Home Page:** <https://www.fldoe.org/academics/exceptional-student-edu/>
 - **ESE Eligibility Web Page:** <https://www.fldoe.org/academics/exceptional-student-edu/ese-eligibility/>
 - **Parent Information Web Page:** <https://www.fldoe.org/academics/exceptional-student-edu/parent-info/>
 - **Student Support Services Home Page:** <https://www.fldoe.org/schools/k-12-public-schools/sss/>
- **Office of K-12 School Choice:** <https://www.fldoe.org/schools/school-choice/>
- **Division of Vocational Rehabilitation:** <https://www.rehabworks.org/>
- **Division of Blind Services:** <https://dbs.fldoe.org/>
- **Division of Early Learning:** <https://www.floridaearlylearning.com/>



Discretionary Project Information

- Florida Diagnostic & Learning Resources System (FDLRS): <https://www.fdlrs.org/parent-services>
- Center for Autism and Related Disabilities (CARD): <http://www.florida-card.org/map.htm>
- Resource Materials and Technology Center for the Deaf/Hard of Hearing (RMTC-D/HH): <https://www.rmtcdhh.org/families>
- Florida Inclusion Network (FIN): <https://www.floridainclusionnetwork.com/families/>
- Multiagency Network for Students with Emotional/Behavioral Disabilities (SEDNET): <https://sednetfl.info/>



RMTC-D/HH
Resource Materials and Technology Center for the Deaf/Hard of Hearing





Discretionary Project Information, Cont.

- Learning Ally:
<https://learningally.org/Solutions-for-School/school-grants/Florida>
- Florida Instructional Materials Center for the Visually Impaired (FIMC-VI):
<https://www.fimcvi.org/fimc-viresources/student-and-family-resources>
- ACCESS Project:
<https://accesstofls.org/>



FIMC-VI
Florida Instructional Materials Center for
the Visually Impaired





Contact Information



Dr. Peggy Aune

Peggy.Aune@fldoe.org

Chelsea Strickland

Chelsea.Strickland@fldoe.org

**Bureau of Exceptional Education and Student
Services (BEESS)**

850-245-0475



Thank you!



www.FLDOE.org



www.FLDOE.org