



Florida's Nonpublic Schools

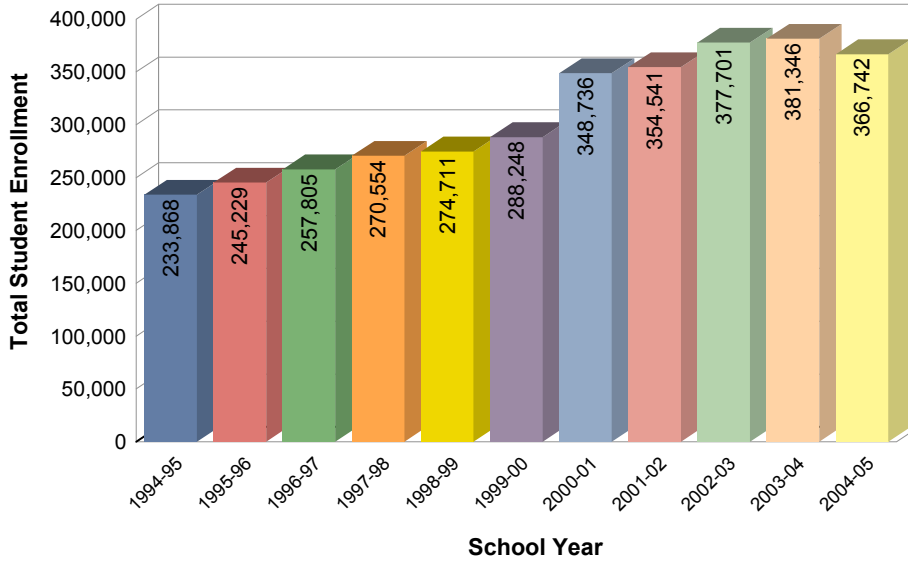
ANNUAL REPORT 2004-2005

A nonpublic school is defined in Section 1002.01(2), Florida Statutes, as "an individual, association, copartnership, or corporation or department, division, or section of such organizations, that designates itself as an educational center that includes kindergarten or a higher grade...below college level..." Throughout this report and relevant legislation, the terms nonpublic and private are used interchangeably. Private elementary and secondary schools in Florida are not licensed, approved, accredited, or regulated by the state, but they are required to make their existence known to the Department of Education and respond to an annual survey designed to elicit information about them for public inspection.

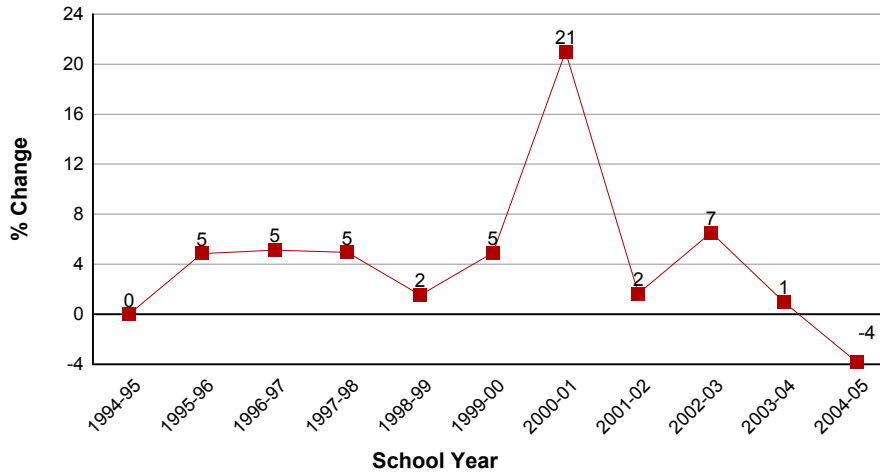
This report contains nonpublic school and student statistics for the 2004-2005 school year.

Next issue will be available: June 2006

Private School Enrollment (1994-2005)

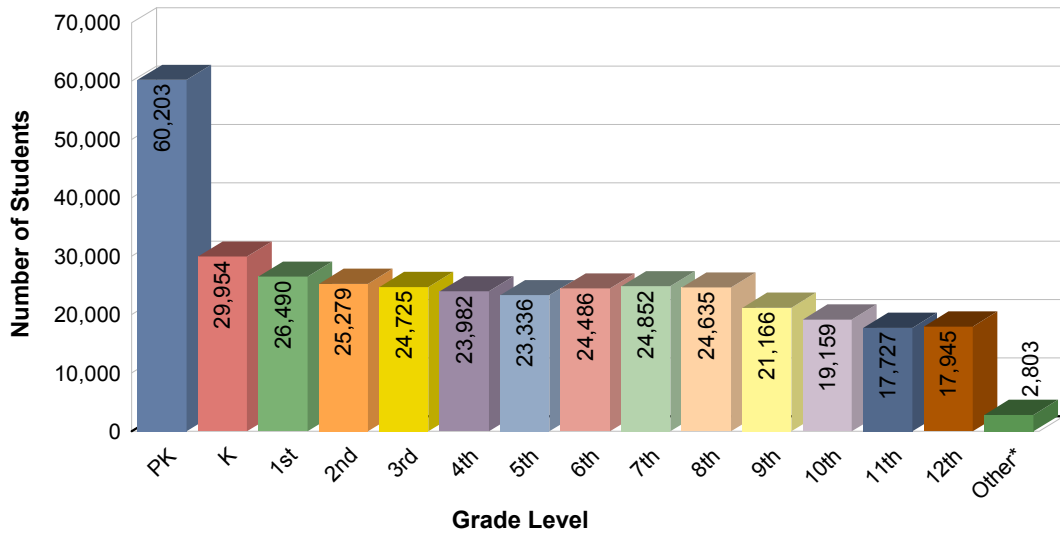


Percentage Change in Private School Enrollment (1994-2005)



| <u>SCHOOL YEAR</u> | <u>STUDENT ENROLLMENT</u> | <u>STUDENT INCREASE</u> | <u>% INCREASE</u> |
|--------------------|---------------------------|-------------------------|-------------------|
| 1994-95 | 233,868 | | 0.0% |
| 1995-96 | 245,229 | 11,361 | 4.9% |
| 1996-97 | 257,805 | 12,576 | 5.1% |
| 1997-98 | 270,554 | 12,749 | 4.9% |
| 1998-99 | 274,711 | 4,157 | 1.5% |
| 1999-00 | 288,248 | 13,537 | 4.9% |
| 2000-01 | 348,736 | 60,488 | 21.0% |
| 2001-02 | 354,541 | 5,805 | 1.7% |
| 2002-03 | 377,701 | 23,160 | 6.5% |
| 2003-04 | 381,346 | 3,645 | 1.0% |
| 2004-05 | 366,742 | -14,604 | -3.8% |

Student Enrollment by Grade Level



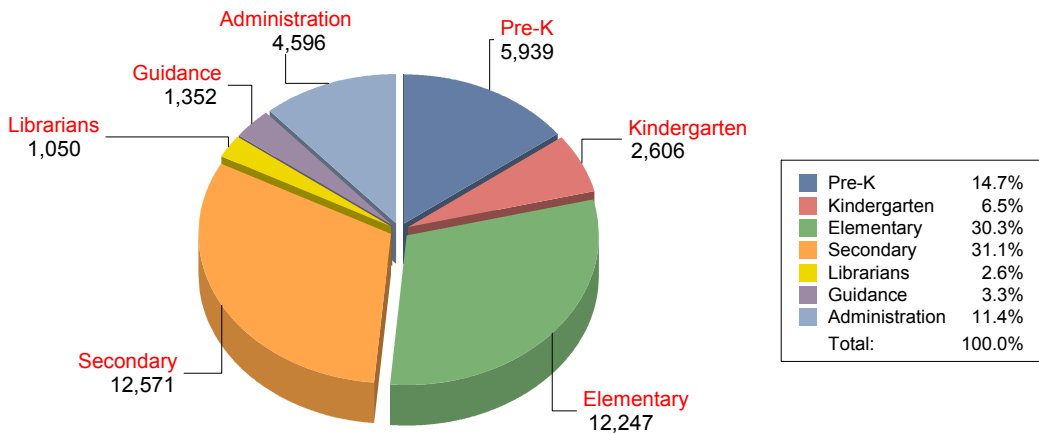
* "Other" shows enrollment submitted by a school as a total number, not separated by grade.

| <u>GRADE LEVEL</u> | <u>STUDENTS</u> | <u>% OF TOTAL ENROLLMENT</u> |
|---------------------|-----------------|------------------------------|
| PK | 60,203 | 16.4% |
| K | 29,954 | 8.2% |
| 1st | 26,490 | 7.2% |
| 2nd | 25,279 | 6.9% |
| 3rd | 24,725 | 6.7% |
| 4th | 23,982 | 6.5% |
| 5th | 23,336 | 6.4% |
| 6th | 24,486 | 6.7% |
| 7th | 24,852 | 6.8% |
| 8th | 24,635 | 6.7% |
| 9th | 21,166 | 5.8% |
| 10th | 19,159 | 5.2% |
| 11th | 17,727 | 4.8% |
| 12th | 17,945 | 4.9% |
| Other* | 2,803 | 0.8% |
| Grand Total: | 366,742 | 100.0% |

Instructional & Administrative Personnel Data

The reported personnel data is based on the nonpublic School Data Base Survey on seven personnel types: pre-k instructors, kindergarten instructors, elementary teachers (grades 1-6), secondary teachers (grades 7-12), librarians and media specialists, guidance personnel, and administrators. The support personnel such as secretaries, aides, paraprofessionals, and volunteers are not included. Statistics for personnel in the named areas reflect actual numbers of such individuals but do not indicate the full range of duties they may perform. Reporting instructions requested that full-time employees who have responsibilities in more than one area be reported in the category where they spend the majority of their time.

Instructional and Administrative Personnel by Type



| <u>PERSONNEL TYPES</u> | <u>NUMBER OF PEOPLE</u> | <u>%</u> |
|------------------------|-------------------------|---------------|
| Pre-K | 5,939 | 14.7% |
| Kindergarten | 2,606 | 6.5% |
| Elementary | 12,247 | 30.3% |
| Secondary | 12,571 | 31.1% |
| Librarians | 1,050 | 2.6% |
| Guidance | 1,352 | 3.3% |
| Administration | 4,596 | 11.4% |
| Grand Total: | 40,361 | 100.0% |

**STUDENT ENROLLMENT IN PUBLIC AND NONPUBLIC SCHOOLS
2004-05**

| DISTRICT | Public School Total Enrollment | Public School Percent of Total | Nonpublic School Total Enrollment | Nonpublic School Percent of Total | Total K-12 Enrollment |
|-----------------|---|---|--|--|----------------------------------|
| ALACHUA | 29,095 | 88.19% | 3,895 | 11.81% | 32,990 |
| BAKER | 4,771 | 100.00% | 0 | 0.00% | 4,771 |
| BAY | 27,001 | 94.42% | 1,595 | 5.58% | 28,596 |
| BRADFORD | 3,813 | 92.17% | 324 | 7.83% | 4,137 |
| BREVARD | 74,345 | 87.70% | 10,429 | 12.30% | 84,774 |
| BROWARD | 273,231 | 86.72% | 41,835 | 13.28% | 315,066 |
| CALHOUN | 2,307 | 99.78% | 5 | 0.22% | 2,312 |
| CHARLOTTE | 17,402 | 93.03% | 1,304 | 6.97% | 18,706 |
| CITRUS | 15,651 | 93.79% | 1,036 | 6.21% | 16,687 |
| CLAY | 32,391 | 91.27% | 3,097 | 8.73% | 35,488 |
| COLLIER | 41,941 | 90.55% | 4,377 | 9.45% | 46,318 |
| COLUMBIA | 9,881 | 96.07% | 404 | 3.93% | 10,285 |
| DADE | 365,456 | 83.83% | 70,511 | 16.17% | 435,967 |
| DESOTO | 4,932 | 96.76% | 165 | 3.24% | 5,097 |
| DIXIE | 2,143 | 100.00% | 0 | 0.00% | 2,143 |
| DUVAL | 127,469 | 82.18% | 27,642 | 17.82% | 155,111 |
| ESCAMBIA | 43,683 | 85.44% | 7,442 | 14.56% | 51,125 |
| FLAGLER | 9,691 | 95.32% | 476 | 4.68% | 10,167 |
| FRANKLIN | 1,371 | 93.97% | 88 | 6.03% | 1,459 |
| GADSDEN | 6,651 | 91.66% | 605 | 8.34% | 7,256 |
| GILCHRIST | 2,849 | 94.03% | 181 | 5.97% | 3,030 |
| GLADES | 1,237 | 98.25% | 22 | 1.75% | 1,259 |
| GULF | 2,177 | 94.20% | 134 | 5.80% | 2,311 |
| HAMILTON | 2,003 | 94.04% | 127 | 5.96% | 2,130 |
| HARDEE | 5,144 | 99.84% | 8 | 0.16% | 5,152 |
| HENDRY | 7,593 | 96.70% | 259 | 3.30% | 7,852 |
| HERNANDO | 20,586 | 91.76% | 1,849 | 8.24% | 22,435 |
| HIGHLANDS | 12,020 | 93.25% | 870 | 6.75% | 12,890 |
| HILLSBOROUGH | 188,610 | 89.29% | 22,626 | 10.71% | 211,236 |
| HOLMES | 3,389 | 97.27% | 95 | 2.73% | 3,484 |
| INDIAN RIVER | 17,068 | 89.37% | 2,031 | 10.63% | 19,099 |
| JACKSON | 7,354 | 97.84% | 162 | 2.16% | 7,516 |
| JEFFERSON | 1,374 | 79.56% | 353 | 20.44% | 1,727 |
| LAFAYETTE | 1,058 | 93.55% | 73 | 6.45% | 1,131 |
| LAKE | 35,949 | 90.33% | 3,849 | 9.67% | 39,798 |
| LEE | 70,843 | 87.99% | 9,673 | 12.01% | 80,516 |
| LEON | 31,878 | 83.79% | 6,165 | 16.21% | 38,043 |
| LEVY | 6,247 | 97.47% | 162 | 2.53% | 6,409 |
| LIBERTY | 1,392 | 100.00% | 0 | 0.00% | 1,392 |
| MADISON | 3,180 | 89.18% | 386 | 10.82% | 3,566 |
| MANATEE | 41,065 | 90.03% | 4,547 | 9.97% | 45,612 |
| MARION | 41,103 | 88.05% | 5,581 | 11.95% | 46,684 |
| MARTIN | 17,853 | 88.80% | 2,252 | 11.20% | 20,105 |
| MONROE | 8,623 | 91.74% | 776 | 8.26% | 9,399 |
| NASSAU | 10,700 | 91.90% | 943 | 8.10% | 11,643 |
| OKALOOSA | 31,064 | 92.49% | 2,521 | 7.51% | 33,585 |
| OKEECHOBEE | 7,345 | 97.09% | 220 | 2.91% | 7,565 |
| ORANGE | 172,357 | 86.23% | 27,529 | 13.77% | 199,886 |
| OSCEOLA | 47,325 | 92.18% | 4,017 | 7.82% | 51,342 |
| PALM BEACH | 174,082 | 85.76% | 28,909 | 14.24% | 202,991 |
| PASCO | 60,615 | 94.73% | 3,373 | 5.27% | 63,988 |
| PINELLAS | 112,540 | 83.98% | 21,475 | 16.02% | 134,015 |
| POLK | 86,057 | 91.40% | 8,093 | 8.60% | 94,150 |
| PUTNAM | 12,429 | 94.79% | 683 | 5.21% | 13,112 |
| ST. JOHNS | 24,304 | 90.77% | 2,472 | 9.23% | 26,776 |
| ST. LUCIE | 34,786 | 87.31% | 5,057 | 12.69% | 39,843 |
| SANTA ROSA | 25,012 | 96.96% | 783 | 3.04% | 25,795 |
| SARASOTA | 41,158 | 87.01% | 6,145 | 12.99% | 47,303 |
| SEMINOLE | 66,336 | 87.00% | 9,916 | 13.00% | 76,252 |
| SUMTER | 7,142 | 99.26% | 53 | 0.74% | 7,195 |
| SUWANNEE | 5,776 | 93.13% | 426 | 6.87% | 6,202 |
| TAYLOR | 3,486 | 99.46% | 19 | 0.54% | 3,505 |
| UNION | 2,200 | 97.91% | 47 | 2.09% | 2,247 |
| VOLUSIA | 65,011 | 91.03% | 6,409 | 8.97% | 71,420 |
| WAKULLA | 4,848 | 99.28% | 35 | 0.72% | 4,883 |
| WALTON | 6,546 | 98.73% | 84 | 1.27% | 6,630 |
| WASHINGTON | 3,490 | 96.62% | 122 | 3.38% | 3,612 |
| TOTAL: | 2,628,429 | 87.76% | 366,742 | 12.24% | 2,995,171 |

**STUDENT ENROLLMENT BY GRADE
2004-05**

| District | PK | K | 1 | 2 | 3 | 4 | 5 | 6 | 7 | 8 | 9 | 10 | 11 | 12 | Other* | Total |
|---------------|---------------|---------------|---------------|---------------|---------------|---------------|---------------|---------------|---------------|---------------|---------------|---------------|---------------|---------------|--------------|----------------|
| ALACHUA | 950 | 316 | 287 | 271 | 257 | 265 | 255 | 210 | 202 | 216 | 180 | 136 | 132 | 122 | 96 | 3,895 |
| BAKER | 0 | 0 | 0 | 0 | 0 | 0 | 0 | 0 | 0 | 0 | 0 | 0 | 0 | 0 | 0 | 0 |
| BAY | 303 | 122 | 118 | 116 | 123 | 123 | 111 | 132 | 111 | 111 | 91 | 59 | 47 | 28 | 0 | 1,595 |
| BRADFORD | 24 | 27 | 20 | 22 | 17 | 14 | 20 | 18 | 26 | 22 | 31 | 24 | 23 | 15 | 21 | 324 |
| BREVARD | 1,666 | 784 | 724 | 757 | 739 | 730 | 680 | 681 | 725 | 656 | 601 | 502 | 481 | 397 | 306 | 10,429 |
| BROWARD | 5,394 | 2,946 | 2,876 | 2,693 | 2,716 | 2,667 | 2,624 | 2,799 | 2,868 | 2,901 | 3,083 | 2,907 | 2,667 | 2,688 | 6 | 41,835 |
| CALHOUN | 0 | 0 | 0 | 0 | 0 | 0 | 1 | 1 | 1 | 0 | 0 | 1 | 1 | 0 | 0 | 5 |
| CHARLOTTE | 196 | 128 | 97 | 117 | 109 | 119 | 94 | 112 | 100 | 97 | 46 | 32 | 30 | 27 | 0 | 1,304 |
| CITRUS | 159 | 97 | 93 | 79 | 84 | 83 | 87 | 79 | 72 | 66 | 41 | 33 | 32 | 30 | 1 | 1,036 |
| CLAY | 327 | 273 | 229 | 223 | 275 | 214 | 208 | 223 | 247 | 226 | 204 | 178 | 150 | 120 | 0 | 3,097 |
| COLLIER | 1,020 | 354 | 303 | 299 | 313 | 295 | 279 | 314 | 285 | 251 | 180 | 162 | 151 | 171 | 0 | 4,377 |
| COLUMBIA | 20 | 39 | 43 | 33 | 37 | 33 | 36 | 38 | 35 | 37 | 16 | 21 | 10 | 6 | 0 | 404 |
| DADE | 4,159 | 5,840 | 4,473 | 4,100 | 3,948 | 3,742 | 3,727 | 4,267 | 4,060 | 4,828 | 4,190 | 3,814 | 3,513 | 4,148 | 1,702 | 70,511 |
| DE SOTO | 30 | 21 | 19 | 18 | 17 | 17 | 18 | 2 | 4 | 4 | 4 | 3 | 4 | 4 | 0 | 165 |
| DIXIE | 0 | 0 | 0 | 0 | 0 | 0 | 0 | 0 | 0 | 0 | 0 | 0 | 0 | 0 | 0 | 0 |
| DUVAL | 4,219 | 2,155 | 1,817 | 1,830 | 1,702 | 1,724 | 1,715 | 1,925 | 2,058 | 2,105 | 1,875 | 1,644 | 1,517 | 1,319 | 37 | 27,642 |
| ESCAMBIA | 742 | 731 | 699 | 610 | 579 | 514 | 533 | 514 | 494 | 519 | 355 | 377 | 328 | 447 | 0 | 7,442 |
| FLAGLER | 107 | 56 | 56 | 51 | 55 | 14 | 29 | 40 | 26 | 24 | 2 | 6 | 3 | 7 | 0 | 476 |
| FRANKLIN | 24 | 10 | 5 | 9 | 8 | 8 | 6 | 4 | 3 | 11 | 0 | 0 | 0 | 0 | 0 | 88 |
| GADSDEN | 37 | 28 | 30 | 30 | 39 | 38 | 46 | 36 | 49 | 58 | 71 | 56 | 36 | 51 | 0 | 605 |
| GILCHRIST | 23 | 1 | 6 | 5 | 3 | 2 | 0 | 3 | 33 | 25 | 20 | 20 | 24 | 16 | 0 | 181 |
| GLADES | 0 | 0 | 0 | 0 | 0 | 0 | 0 | 0 | 0 | 0 | 17 | 2 | 3 | 0 | 0 | 22 |
| GULF | 49 | 14 | 13 | 6 | 14 | 9 | 7 | 7 | 4 | 1 | 5 | 4 | 1 | 0 | 0 | 134 |
| HAMILTON | 5 | 13 | 11 | 9 | 8 | 8 | 9 | 8 | 11 | 10 | 17 | 6 | 8 | 4 | 0 | 127 |
| HARDEE | 0 | 0 | 0 | 2 | 2 | 1 | 0 | 1 | 1 | 0 | 0 | 0 | 0 | 0 | 0 | 8 |
| HENDRY | 122 | 23 | 20 | 12 | 11 | 12 | 17 | 15 | 12 | 12 | 1 | 1 | 1 | 0 | 0 | 259 |
| HERNANDO | 321 | 188 | 263 | 142 | 137 | 127 | 128 | 114 | 118 | 115 | 65 | 48 | 52 | 27 | 4 | 1,849 |
| HIGHLANDS | 142 | 98 | 83 | 75 | 60 | 63 | 53 | 69 | 65 | 50 | 47 | 38 | 15 | 12 | 0 | 870 |
| HILLSBOROUGH | 3,603 | 1,980 | 1,749 | 1,626 | 1,666 | 1,545 | 1,437 | 1,537 | 1,560 | 1,515 | 1,192 | 1,136 | 1,062 | 997 | 21 | 22,626 |
| HOLMES | 0 | 0 | 2 | 1 | 5 | 1 | 3 | 2 | 1 | 10 | 20 | 23 | 20 | 7 | 0 | 95 |
| INDIAN RIVER | 236 | 154 | 156 | 150 | 149 | 143 | 137 | 142 | 164 | 135 | 118 | 102 | 83 | 74 | 88 | 2,031 |
| JACKSON | 55 | 18 | 15 | 7 | 12 | 16 | 8 | 1 | 12 | 12 | 2 | 2 | 0 | 2 | 0 | 162 |
| JEFFERSON | 30 | 30 | 18 | 17 | 21 | 27 | 23 | 21 | 22 | 33 | 32 | 30 | 27 | 22 | 0 | 353 |
| LAFAYETTE | 12 | 10 | 6 | 7 | 7 | 6 | 6 | 10 | 9 | 0 | 0 | 0 | 0 | 0 | 0 | 73 |
| LAKE | 715 | 300 | 277 | 301 | 248 | 237 | 241 | 258 | 267 | 284 | 205 | 187 | 182 | 147 | 0 | 3,849 |
| LEE | 1,985 | 891 | 684 | 687 | 613 | 602 | 573 | 607 | 590 | 572 | 534 | 443 | 466 | 426 | 0 | 9,673 |
| LEON | 1,232 | 496 | 474 | 457 | 437 | 426 | 387 | 431 | 458 | 393 | 289 | 239 | 221 | 210 | 15 | 6,165 |
| LEVY | 21 | 19 | 6 | 10 | 9 | 13 | 7 | 7 | 18 | 10 | 10 | 13 | 14 | 5 | 0 | 162 |
| MADISON | 19 | 18 | 14 | 18 | 27 | 22 | 26 | 33 | 41 | 49 | 52 | 37 | 13 | 6 | 11 | 386 |
| MANATEE | 515 | 316 | 320 | 299 | 312 | 316 | 258 | 313 | 330 | 338 | 305 | 297 | 304 | 324 | 0 | 4,547 |
| MARION | 774 | 446 | 364 | 368 | 342 | 331 | 334 | 366 | 346 | 442 | 300 | 438 | 402 | 328 | 0 | 5,581 |
| MARTIN | 341 | 223 | 237 | 207 | 205 | 186 | 211 | 184 | 176 | 160 | 38 | 17 | 36 | 31 | 0 | 2,252 |
| MONROE | 275 | 80 | 52 | 50 | 47 | 40 | 50 | 45 | 45 | 44 | 5 | 14 | 19 | 10 | 0 | 776 |
| NASSAU | 259 | 86 | 99 | 91 | 78 | 71 | 50 | 38 | 33 | 33 | 30 | 21 | 23 | 31 | 0 | 943 |
| OKALOOSA | 563 | 241 | 199 | 213 | 189 | 176 | 173 | 149 | 149 | 119 | 105 | 84 | 89 | 72 | 0 | 2,521 |
| OKEECHOBEE | 29 | 37 | 18 | 15 | 23 | 19 | 13 | 12 | 8 | 9 | 18 | 5 | 7 | 7 | 0 | 220 |
| ORANGE | 4,443 | 2,293 | 2,071 | 2,069 | 1,962 | 1,968 | 1,841 | 1,958 | 1,903 | 1,817 | 1,604 | 1,234 | 1,226 | 1,089 | 51 | 27,529 |
| OSCEOLA | 901 | 359 | 326 | 289 | 303 | 267 | 240 | 257 | 235 | 186 | 123 | 116 | 85 | 70 | 260 | 4,017 |
| PALM BEACH | 3,591 | 2,291 | 2,291 | 2,168 | 2,186 | 2,147 | 2,101 | 2,043 | 1,932 | 1,881 | 1,644 | 1,523 | 1,400 | 1,637 | 74 | 28,909 |
| PASCO | 632 | 349 | 283 | 253 | 240 | 251 | 239 | 225 | 210 | 181 | 155 | 176 | 90 | 89 | 0 | 3,373 |
| PINELLAS | 3,357 | 1,597 | 1,551 | 1,609 | 1,606 | 1,567 | 1,524 | 1,551 | 1,481 | 1,531 | 1,144 | 1,034 | 916 | 907 | 100 | 21,475 |
| POLK | 1,261 | 715 | 635 | 590 | 582 | 562 | 623 | 549 | 499 | 550 | 446 | 394 | 333 | 353 | 1 | 8,093 |
| PUTNAM | 72 | 38 | 35 | 48 | 35 | 46 | 39 | 48 | 51 | 52 | 73 | 66 | 51 | 29 | 0 | 683 |
| SANTA ROSA | 244 | 83 | 52 | 36 | 40 | 38 | 28 | 35 | 46 | 41 | 45 | 37 | 25 | 33 | 0 | 783 |
| SARASOTA | 757 | 443 | 409 | 384 | 397 | 390 | 403 | 440 | 422 | 466 | 425 | 435 | 403 | 371 | 0 | 6,145 |
| SEMINOLE | 1,886 | 907 | 811 | 748 | 780 | 808 | 762 | 644 | 615 | 573 | 359 | 362 | 333 | 328 | 0 | 9,916 |
| ST. JOHNS | 636 | 225 | 187 | 187 | 151 | 162 | 154 | 147 | 157 | 134 | 101 | 78 | 93 | 60 | 0 | 2,472 |
| ST. LUCIE | 484 | 403 | 294 | 304 | 291 | 278 | 267 | 275 | 954 | 247 | 362 | 311 | 315 | 272 | 0 | 5,057 |
| SUMTER | 0 | 3 | 6 | 2 | 2 | 7 | 8 | 5 | 4 | 9 | 2 | 4 | 1 | 0 | 0 | 53 |
| SUWANNEE | 68 | 35 | 44 | 32 | 29 | 35 | 31 | 23 | 21 | 30 | 20 | 20 | 23 | 15 | 0 | 426 |
| TAYLOR | 0 | 0 | 0 | 1 | 3 | 3 | 2 | 2 | 3 | 1 | 3 | 0 | 1 | 0 | 0 | 19 |
| UNION | 4 | 1 | 4 | 3 | 3 | 2 | 3 | 2 | 3 | 5 | 6 | 5 | 4 | 2 | 0 | 47 |
| VOLUSIA | 1,116 | 569 | 498 | 489 | 450 | 436 | 435 | 501 | 466 | 419 | 250 | 200 | 229 | 351 | 0 | 6,409 |
| WAKULLA | 0 | 0 | 2 | 3 | 2 | 3 | 3 | 4 | 5 | 5 | 6 | 1 | 1 | 0 | 0 | 35 |
| WALTON | 15 | 16 | 5 | 15 | 12 | 3 | 3 | 5 | 3 | 3 | 1 | 1 | 1 | 1 | 0 | 84 |
| WASHINGTON | 33 | 18 | 11 | 16 | 8 | 10 | 10 | 4 | 3 | 0 | 0 | 0 | 0 | 0 | 9 | 122 |
| TOTAL: | 60,203 | 29,954 | 26,490 | 25,279 | 24,725 | 23,982 | 23,336 | 24,486 | 24,852 | 24,635 | 21,166 | 19,159 | 17,727 | 17,945 | 2,803 | 366,742 |

**INSTRUCTIONAL AND ADMINISTRATIVE PERSONNEL
2004-05**

| District | Pre-K | Kindergarten | Elementary | Secondary | Librarians | Guidance | Administration | Total |
|-----------------|--------------|---------------------|-------------------|------------------|-------------------|-----------------|-----------------------|---------------|
| ALACHUA | 97 | 32 | 129 | 134 | 11 | 14 | 67 | 484 |
| BAKER | 0 | 0 | 2 | 2 | 0 | 0 | 0 | 4 |
| BAY | 26 | 12 | 46 | 49 | 7 | 8 | 30 | 178 |
| BRADFORD | 168 | 20 | 13 | 12 | 4 | 2 | 7 | 226 |
| BREVARD | 131 | 82 | 337 | 352 | 35 | 41 | 125 | 1,103 |
| BROWARD | 464 | 222 | 1,265 | 1,474 | 106 | 129 | 411 | 4,071 |
| CALHOUN | 0 | 0 | 1 | 1 | 1 | 1 | 1 | 5 |
| CHARLOTTE | 18 | 17 | 41 | 30 | 2 | 4 | 22 | 134 |
| CITRUS | 15 | 8 | 41 | 48 | 2 | 4 | 11 | 129 |
| CLAY | 25 | 30 | 146 | 138 | 7 | 11 | 45 | 402 |
| COLLIER | 93 | 27 | 138 | 145 | 14 | 10 | 47 | 474 |
| COLUMBIA | 3 | 7 | 20 | 14 | 3 | 2 | 10 | 59 |
| DADE | 1,548 | 485 | 1,881 | 2,027 | 206 | 239 | 873 | 7,259 |
| DE SOTO | 3 | 1 | 7 | 4 | 0 | 2 | 2 | 19 |
| DIXIE | 0 | 0 | 1 | 1 | 0 | 1 | 1 | 4 |
| DUVAL | 415 | 192 | 815 | 991 | 68 | 150 | 403 | 3,034 |
| ESCAMBIA | 81 | 50 | 236 | 233 | 20 | 22 | 65 | 707 |
| FLAGLER | 6 | 4 | 16 | 9 | 1 | 2 | 4 | 42 |
| FRANKLIN | 2 | 1 | 5 | 1 | 0 | 0 | 1 | 10 |
| GADSDEN | 3 | 2 | 15 | 24 | 1 | 3 | 4 | 52 |
| GILCHRIST | 2 | 1 | 3 | 14 | 1 | 2 | 4 | 27 |
| GLADES | 0 | 0 | 0 | 2 | 0 | 0 | 1 | 3 |
| GULF | 6 | 1 | 6 | 3 | 1 | 1 | 2 | 20 |
| HAMILTON | 0 | 4 | 8 | 7 | 1 | 0 | 4 | 24 |
| HARDEE | 0 | 0 | 2 | 3 | 0 | 1 | 2 | 8 |
| HENDRY | 19 | 2 | 6 | 2 | 1 | 0 | 3 | 33 |
| HERNANDO | 32 | 13 | 54 | 40 | 6 | 6 | 16 | 167 |
| HIGHLANDS | 17 | 9 | 38 | 22 | 4 | 1 | 15 | 106 |
| HILLSBOROUGH | 339 | 175 | 763 | 794 | 63 | 74 | 293 | 2,501 |
| HOLMES | 0 | 0 | 2 | 7 | 0 | 0 | 5 | 14 |
| INDIAN RIVER | 19 | 12 | 76 | 80 | 13 | 3 | 26 | 229 |
| JACKSON | 5 | 3 | 9 | 7 | 1 | 1 | 5 | 31 |
| JEFFERSON | 2 | 4 | 9 | 16 | 1 | 0 | 5 | 37 |
| LAFAYETTE | 1 | 1 | 2 | 4 | 0 | 0 | 1 | 9 |
| LAKE | 67 | 31 | 159 | 162 | 9 | 12 | 72 | 512 |
| LEE | 220 | 79 | 336 | 371 | 24 | 151 | 129 | 1,310 |
| LEON | 116 | 42 | 226 | 206 | 19 | 22 | 82 | 713 |
| LEVY | 2 | 2 | 3 | 5 | 1 | 2 | 5 | 20 |
| MADISON | 1 | 2 | 12 | 24 | 4 | 4 | 5 | 52 |
| MANATEE | 51 | 40 | 216 | 273 | 12 | 15 | 82 | 689 |
| MARION | 79 | 41 | 185 | 206 | 15 | 17 | 58 | 601 |
| MARTIN | 30 | 19 | 91 | 62 | 8 | 6 | 22 | 238 |
| MONROE | 22 | 9 | 27 | 23 | 3 | 2 | 13 | 99 |
| NASSAU | 24 | 10 | 35 | 24 | 3 | 4 | 11 | 111 |
| OKALOOSA | 57 | 15 | 78 | 57 | 6 | 7 | 25 | 245 |
| OKEECHOBEE | 3 | 6 | 24 | 24 | 0 | 1 | 5 | 63 |
| ORANGE | 503 | 195 | 1,205 | 1,082 | 67 | 90 | 355 | 3,497 |
| OSCEOLA | 76 | 24 | 115 | 91 | 8 | 8 | 52 | 374 |
| PALM BEACH | 311 | 173 | 1,023 | 1,037 | 91 | 83 | 345 | 3,063 |
| PASCO | 49 | 29 | 140 | 117 | 16 | 10 | 54 | 415 |
| PINELLAS | 256 | 139 | 764 | 695 | 63 | 72 | 280 | 2,269 |
| POLK | 111 | 61 | 255 | 229 | 30 | 21 | 95 | 802 |
| PUTNAM | 7 | 5 | 23 | 35 | 4 | 3 | 14 | 91 |
| SANTA ROSA | 15 | 5 | 13 | 23 | 2 | 2 | 10 | 70 |
| SARASOTA | 70 | 43 | 237 | 322 | 19 | 23 | 83 | 797 |
| SEMINOLE | 143 | 107 | 440 | 352 | 32 | 22 | 135 | 1,231 |
| ST. JOHNS | 51 | 19 | 71 | 73 | 4 | 7 | 31 | 256 |
| ST. LUCIE | 42 | 35 | 167 | 166 | 7 | 16 | 37 | 470 |
| SUMTER | 0 | 2 | 6 | 6 | 0 | 0 | 3 | 17 |
| SUWANNEE | 6 | 4 | 20 | 10 | 0 | 1 | 6 | 47 |
| TAYLOR | 0 | 0 | 3 | 4 | 0 | 1 | 2 | 10 |
| UNION | 1 | 1 | 3 | 5 | 0 | 0 | 1 | 11 |
| VOLUSIA | 83 | 48 | 226 | 193 | 22 | 15 | 66 | 653 |
| WAKULLA | 0 | 0 | 2 | 2 | 1 | 1 | 2 | 8 |
| WALTON | 1 | 2 | 4 | 1 | 0 | 0 | 4 | 12 |
| WASHINGTON | 2 | 1 | 5 | 1 | 0 | 0 | 1 | 10 |
| TOTAL: | 5,939 | 2,606 | 12,247 | 12,571 | 1,050 | 1,352 | 4,596 | 40,361 |

**NONPUBLIC SCHOOLS BY DISTRICT
2004-05**

| <u>DISTRICT ID</u> | <u>DISTRICT NAME</u> | <u>SCHOOLS</u> |
|--------------------|----------------------|----------------|
| 1 | ALACHUA | 37 |
| 2 | BAKER | 1 |
| 3 | BAY | 13 |
| 4 | BRADFORD | 7 |
| 5 | BREVARD | 79 |
| 6 | BROWARD | 155 |
| 7 | CALHOUN | 1 |
| 8 | CHARLOTTE | 13 |
| 9 | CITRUS | 10 |
| 10 | CLAY | 28 |
| 11 | COLLIER | 22 |
| 12 | COLUMBIA | 7 |
| 13 | DADE | 409 |
| 14 | DE SOTO | 5 |
| 15 | DIXIE | 1 |
| 16 | DUVAL | 166 |
| 17 | ESCAMBIA | 33 |
| 18 | FLAGLER | 4 |
| 19 | FRANKLIN | 1 |
| 20 | GADSDEN | 3 |
| 21 | GILCHRIST | 3 |
| 22 | GLADES | 1 |
| 23 | GULF | 1 |
| 24 | HAMILTON | 3 |
| 25 | HARDEE | 2 |
| 26 | HENDRY | 2 |
| 27 | HERNANDO | 13 |
| 28 | HIGHLANDS | 12 |
| 29 | HILLSBOROUGH | 145 |
| 30 | HOLMES | 2 |
| 31 | INDIAN RIVER | 14 |
| 32 | JACKSON | 4 |
| 33 | JEFFERSON | 3 |
| 34 | LAFAYETTE | 1 |
| 35 | LAKE | 48 |
| 36 | LEE | 69 |
| 37 | LEON | 42 |
| 38 | LEVY | 4 |
| 40 | MADISON | 3 |
| 41 | MANATEE | 38 |
| 42 | MARION | 43 |
| 43 | MARTIN | 12 |
| 44 | MONROE | 8 |
| 45 | NASSAU | 13 |
| 46 | OKALOOSA | 16 |
| 47 | OKEECHOBEE | 3 |
| 48 | ORANGE | 166 |
| 49 | OSCEOLA | 35 |
| 50 | PALM BEACH | 127 |
| 51 | PASCO | 38 |
| 52 | PINELLAS | 138 |
| 53 | POLK | 51 |
| 54 | PUTNAM | 14 |
| 57 | SANTA ROSA | 6 |
| 58 | SARASOTA | 43 |
| 59 | SEMINOLE | 70 |
| 55 | ST. JOHNS | 23 |
| 56 | ST. LUCIE | 27 |
| 60 | SUMTER | 2 |
| 61 | SUWANNEE | 4 |
| 62 | TAYLOR | 2 |
| 63 | UNION | 1 |
| 64 | VOLUSIA | 48 |
| 65 | WAKULLA | 3 |
| 66 | WALTON | 5 |
| 67 | WASHINGTON | 1 |
| Total | 66 | 2,304 |