



Office of Independent Education & Parental Choice

325 West Gaines Street • Suite 522 • Tallahassee, FL • 32399-0400 • 850/245-0502 • [www.floridaschoolchoice.org](http://www.floridaschoolchoice.org)

# Florida's Private Schools

## ANNUAL REPORT 2006-2007

Office of Independent Education and Parental Choice  
Florida Department of Education

**August 2007**

*Increasing the Quantity and Improving the Quality of Educational Options*

# Florida's Private Schools

A private school is defined in Section 1002.01(2), Florida Statutes, as “an individual, association, copartnership, or corporation or department, division, or section of such organizations, that designates itself as an educational center that includes kindergarten or a higher grade” and is below the college level. Private elementary and secondary schools in Florida are not licensed, approved, accredited, or regulated by the Florida Department of Education. Private schools are required by statute to complete an annual online survey to gather information for inclusion in a statewide Directory of Private Schools.

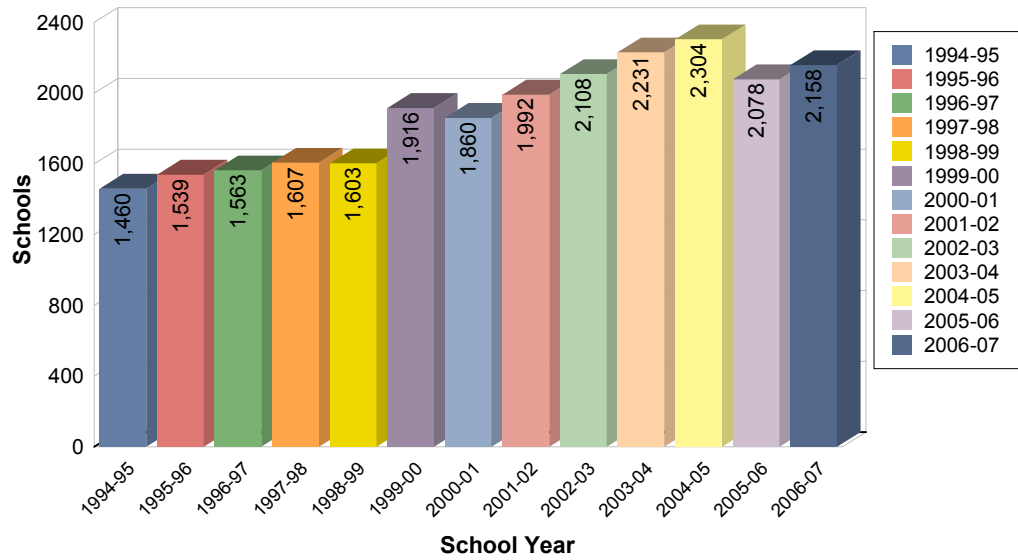
The Directory of Private Schools is maintained by the Department of Education as a service to the public, to governmental agencies, and to other parties that are interested in obtaining information about Florida private schools. The Department’s intent in maintaining the directory is not to regulate, control, approve or accredit private schools. As such, the accuracy of data submitted pursuant to the annual online survey and inclusion of a school’s information in the directory is not verified by the Department and does not imply approval or accreditation. The directory may be accessed online at: <http://www.floridaschoolchoice.org/Information/directory/schoolreport.asp>.

## **Highlights of the 2006-2007 Annual Report**

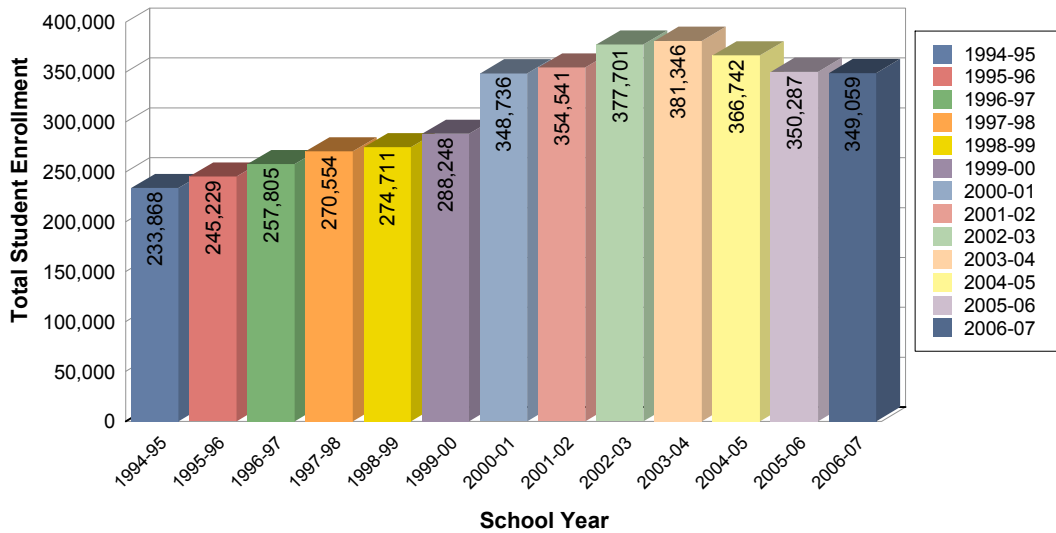
The 2006-2007 annual report contains student enrollments and information for private schools that completed the online annual survey between September 1, 2006, and July 24, 2007. The following points are noted from the data contained in this report:

- Compared with the 2005-2006 school year, private school enrollment in Florida in 2006-2007 decreased slightly while the number of private schools increased:
  - Enrollment decreased by 1,228 students
  - Number of private schools increased by 80 schools
- Of the 349,059 students enrolled in private schools in Florida in 2006-2007, 14% were enrolled in prekindergarten, 60% were enrolled in elementary grades (kindergarten through grade eight), 24% were enrolled in secondary grades (grades nine through twelve), and about 2% were enrolled as multigraded and other type students.
- Of Florida’s total PK-12 student enrollment in 2006-2007, 88% were public school students and 12% were private school students.
- Nineteen (19) school districts had 10% or more of their total PK-12 students enrolled in private schools in 2006-2007.
- Almost 82% of personnel employed in private schools were classroom teachers and 18% were school administrators in 2006-2007.

## Number of Private Schools 1994-2007

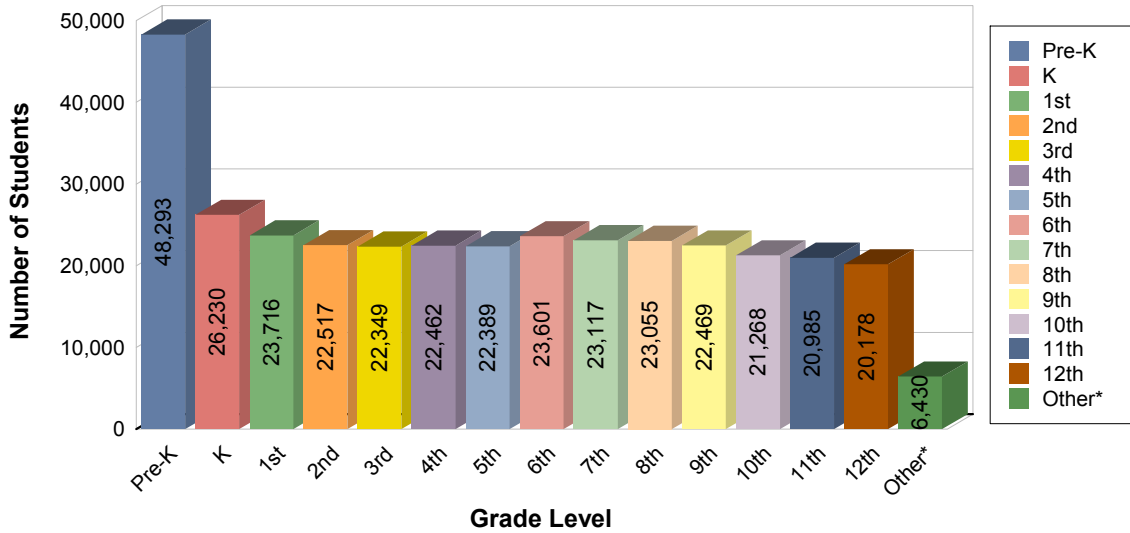


## Private School Enrollment 1994-2007



<u>SCHOOL YEAR</u>	<u>SCHOOL</u>	<u>STUDENT ENROLLMENT</u>
2006-07	2,158	349,059
2005-06	2,078	350,287
2004-05	2,304	366,742
2003-04	2,231	381,346
2002-03	2,108	377,701
2001-02	1,992	354,541
2000-01	1,860	348,736
1999-00	1,916	288,248
1998-99	1,603	274,711
1997-98	1,607	270,554
1996-97	1,563	257,805
1995-96	1,539	245,229
1994-95	1,460	233,868

## Private School Student Enrollment by Grade Level 2006-2007



\* "Other" are students not assigned to a specific grade level.

<u>GRADE LEVEL</u>	<u>STUDENTS</u>	<u>PERCENTAGE OF TOTAL ENROLLMENT</u>
Pre-K	48,293	13.8%
K	26,230	7.5%
1st	23,716	6.8%
2nd	22,517	6.5%
3rd	22,349	6.4%
4th	22,462	6.4%
5th	22,389	6.4%
6th	23,601	6.8%
7th	23,117	6.6%
8th	23,055	6.6%
9th	22,469	6.4%
10th	21,268	6.1%
11th	20,985	6.0%
12th	20,178	5.8%
Other*	6,430	1.8%
<b>Total:</b>	<b>349,059</b>	<b>100.0%</b>

**PRIVATE SCHOOL STUDENT ENROLLMENT BY GRADE LEVEL  
2006-2007**

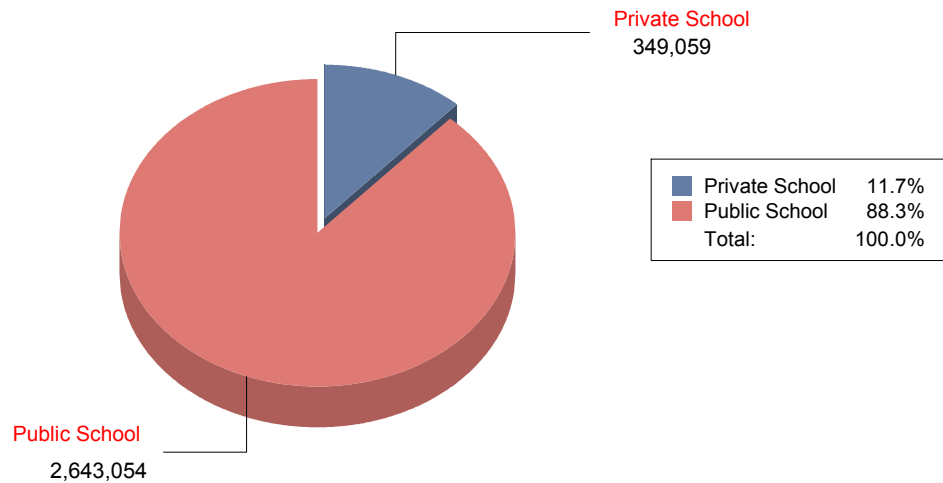
District	PK	K	1	2	3	4	5	6	7	8	9	10	11	12	Other*	Total
ALACHUA	711	338	320	295	286	281	292	246	270	249	174	187	151	118	13	3,931
BAKER	0	0	0	1	3	3	2	3	5	1	3	4	3	2	0	30
BAY	274	131	109	107	98	110	100	123	111	116	63	61	63	46	123	1,635
BRADFORD	61	36	24	20	25	23	26	20	25	19	36	20	12	14	4	365
BREVARD	1,472	726	694	724	694	720	674	704	733	805	726	729	779	768	203	11,151
BROWARD	5,112	2,613	2,309	2,238	2,268	2,241	2,215	2,538	2,426	2,570	3,622	3,532	3,255	3,144	496	40,579
CHARLOTTE	207	118	114	98	93	118	114	97	95	88	45	28	30	20	1	1,266
CITRUS	158	90	92	88	88	91	79	82	75	64	38	47	26	31	0	1,049
CLAY	326	258	262	244	223	217	230	236	232	201	208	169	148	110	72	3,136
COLLIER	906	274	247	218	217	229	191	190	175	142	98	99	88	80	39	3,193
COLUMBIA	21	56	51	42	50	53	45	56	54	46	38	27	20	7	53	619
DADE	10,471	4,422	3,768	3,439	3,625	3,581	3,605	4,020	3,934	3,996	4,564	4,266	4,989	4,916	2,229	65,825
DE SOTO	20	20	13	12	14	14	13	14	13	12	3	2	0	0	0	150
DIXIE	0	0	1	0	0	4	1	0	5	0	3	4	3	1	0	22
DUVAL	3,375	2,093	1,886	1,804	1,795	1,846	1,800	2,181	2,173	2,233	2,268	1,968	1,718	1,472	863	29,475
ESCAMBIA	905	651	575	505	488	456	446	456	446	411	320	341	317	334	16	6,667
FLAGLER	119	62	61	43	43	36	50	44	22	39	2	4	1	11	0	537
FRANKLIN	25	10	10	6	3	3	2	1	5	5	3	3	0	0	0	76
GADSDEN	39	39	37	33	33	39	45	40	48	35	46	45	50	40	0	569
GILCHRIST	16	3	2	0	2	4	1	1	23	22	10	8	9	8	5	114
GLADES	0	0	1	4	2	3	3	3	5	2	2	4	1	0	0	30
GULF	26	14	13	10	9	8	12	10	5	5	0	2	5	0	0	119
HAMILTON	0	2	11	7	7	7	6	11	16	9	6	6	11	3	0	102
HARDEE	0	2	1	3	1	2	8	9	1	3	4	4	2	1	4	45
HENDRY	20	9	10	7	3	8	2	9	0	0	0	0	0	0	0	68
HERNANDO	263	125	121	125	100	101	110	96	97	95	81	65	51	52	2	1,484
HIGHLANDS	237	70	64	56	61	53	50	55	61	66	31	30	33	18	5	890
HILLSBOROUGH	3,181	1,658	1,574	1,428	1,429	1,381	1,488	1,440	1,413	1,369	1,243	1,233	1,063	1,526	217	21,643
HOLMES	0	2	1	2	2	7	8	8	11	10	17	20	16	5	0	109
INDIAN RIVER	165	157	152	146	153	158	168	149	172	165	124	94	111	112	2	2,028
JACKSON	92	25	22	19	18	13	20	18	22	7	8	9	10	5	0	288
JEFFERSON	36	44	34	40	25	25	29	32	31	23	41	29	36	27	0	452
LAFAYETTE	41	12	6	4	7	6	12	3	2	8	9	0	0	0	0	110
LAKE	670	287	275	258	240	264	246	258	291	241	220	213	174	158	31	3,826
LEE	1,404	605	518	556	502	547	497	517	510	506	493	380	398	345	164	7,942
LEON	803	517	388	401	458	435	428	436	414	448	298	228	205	195	130	5,784
LEVY	11	5	10	12	4	6	4	10	10	9	10	7	1	9	0	108
MADISON	38	28	25	33	21	29	31	33	32	23	13	15	5	3	0	329
MANATEE	393	273	310	279	273	264	272	307	304	343	321	344	371	341	84	4,479
MARION	658	435	401	377	357	350	354	373	369	347	298	300	277	283	10	5,189
MARTIN	321	312	188	176	192	177	177	165	212	160	63	66	38	20	0	2,267
MONROE	177	40	24	29	16	18	14	16	17	9	11	13	18	14	0	416
NASSAU	166	71	70	57	80	70	68	57	40	35	31	37	24	48	2	856
OKALOOSA	422	235	230	212	181	179	204	163	152	140	121	111	88	81	156	2,675
ORKEECHOBEE	21	16	12	11	14	14	15	3	18	7	8	15	6	7	4	171
ORANGE	3,157	2,109	1,826	1,727	1,694	1,685	1,715	1,750	1,710	1,663	1,412	1,312	1,209	996	267	24,232
OSCEOLA	784	379	349	295	335	303	302	271	265	327	236	261	296	261	20	4,684
PALM BEACH	2,918	1,900	1,850	1,849	1,835	1,801	1,855	1,934	1,854	1,730	1,570	1,555	1,673	1,572	244	26,140
PASCO	419	309	272	238	240	239	219	244	221	224	226	197	171	162	46	3,427
PINELLAS	1,980	1,438	1,358	1,327	1,364	1,459	1,440	1,463	1,468	1,488	1,057	1,066	1,056	988	239	19,191
POLK	1,146	692	650	609	578	570	553	640	548	576	463	448	440	381	31	8,325
PUTNAM	88	53	47	39	30	37	38	47	24	44	39	32	27	29	16	590
SANTA ROSA	187	92	70	70	50	47	47	36	34	27	36	38	29	24	0	787
SARASOTA	758	417	407	379	348	379	400	379	376	389	341	350	276	308	95	5,602
SEMINOLE	1,327	809	788	807	725	796	746	663	656	631	474	407	449	414	411	10,103
ST. JOHNS	676	208	197	162	159	162	154	169	162	164	131	119	114	79	0	2,656
ST. LUCIE	287	329	318	324	289	292	281	269	264	247	400	396	359	352	46	4,453
SUMTER	10	5	5	5	6	1	6	6	2	5	6	11	1	6	0	75
SUWANNEE	46	37	39	37	37	33	28	25	31	32	46	26	22	21	9	469
TAYLOR	1	2	8	6	7	7	16	10	10	13	11	5	6	3	12	117
UNION	0	0	1	3	3	2	1	2	3	3	3	4	4	3	1	33
VOLUSIA	1,011	502	475	443	437	436	415	446	400	402	293	266	247	204	52	6,029
WAKULLA	30	14	9	6	1	0	2	3	1	1	1	2	0	0	13	83
WALTON	68	21	2	4	2	5	8	1	3	2	1	4	0	0	0	121
WASHINGTON	37	30	9	18	6	14	6	10	10	3	0	0	0	0	0	143
<b>TOTAL:</b>	<b>48,293</b>	<b>26,230</b>	<b>23,716</b>	<b>22,517</b>	<b>22,349</b>	<b>22,462</b>	<b>22,389</b>	<b>23,601</b>	<b>23,117</b>	<b>23,055</b>	<b>22,469</b>	<b>21,268</b>	<b>20,985</b>	<b>20,178</b>	<b>6,430</b>	<b>349,059</b>

\* "Other" are students not assigned to a specific grade level.

**NUMBER OF PRIVATE SCHOOLS BY DISTRICT  
2006-2007**

<u>DISTRICT ID</u>	<u>DISTRICT NAME</u>	<u>SCHOOLS</u>
1	ALACHUA	34
2	BAKER	2
3	BAY	10
4	BRADFORD	7
5	BREVARD	86
6	BROWARD	166
8	CHARLOTTE	12
9	CITRUS	9
10	CLAY	28
11	COLLIER	24
12	COLUMBIA	9
13	DADE	413
14	DE SOTO	2
15	DIXIE	1
16	DUVAL	168
17	ESCAMBIA	27
18	FLAGLER	5
19	FRANKLIN	1
20	GADSDEN	5
21	GILCHRIST	2
22	GLADES	1
23	GULF	1
24	HAMILTON	2
25	HARDEE	2
26	HENDRY	1
27	HERNANDO	12
28	HIGHLANDS	11
29	HILLSBOROUGH	137
30	HOLMES	2
31	INDIAN RIVER	14
32	JACKSON	5
33	JEFFERSON	2
34	LAFAYETTE	1
35	LAKE	36
36	LEE	52
37	LEON	37
38	LEVY	3
40	MADISON	4
41	MANATEE	28
42	MARION	39
43	MARTIN	13
44	MONROE	5
45	NASSAU	7
46	OKALOOSA	18
47	OKEECHOBEE	3
48	ORANGE	141
49	OSCEOLA	30
50	PALM BEACH	111
51	PASCO	35
52	PINELLAS	114
53	POLK	53
54	PUTNAM	12
57	SANTA ROSA	5
58	SARASOTA	38
59	SEMINOLE	59
55	ST. JOHNS	17
56	ST. LUCIE	25
60	SUMTER	2
61	SUWANNEE	7
62	TAYLOR	3
63	UNION	1
64	VOLUSIA	51
65	WAKULLA	2
66	WALTON	4
67	WASHINGTON	1
<b>Total</b>	<b>65</b>	<b>2,158</b>

## Comparison of Total PK-12 Public and PK-12 Private School Enrollment 2006-2007



	<u>PK-12 STUDENT ENROLLMENT</u>	<u>PERCENTAGE</u>
Private School	349,059	11.7%
Public School	2,643,054	88.3%
<b>Total PK-12 Enrollment</b>	<b>2,992,113</b>	<b>100.0%</b>

### Districts with Ten Percent or More of Total PK-12 Students Enrolled in Private Schools

<u>DISTRICT</u>	<u>PUBLIC SCHOOL ENROLLMENT</u>	<u>PERCENTAGE</u>	<u>PRIVATE SCHOOL ENROLLMENT</u>	<u>PERCENTAGE</u>	<u>TOTAL PK-12</u>
JEFFERSON	1,204	72.7%	452	27.3%	1,656
DUVAL	123,843	80.8%	29,475	19.2%	153,318
DADE	350,869	84.2%	65,825	15.8%	416,694
LEON	32,224	84.8%	5,784	15.2%	38,008
PINELLAS	108,585	85.0%	19,191	15.0%	127,776
ESCAMBIA	42,140	86.3%	6,667	13.7%	48,807
BROWARD	260,196	86.5%	40,579	13.5%	300,775
PALM BEACH	170,163	86.7%	26,140	13.3%	196,303
SEMINOLE	65,827	86.7%	10,103	13.3%	75,930
BREVARD	74,384	87.0%	11,151	13.0%	85,535
ORANGE	173,428	87.7%	24,232	12.3%	197,660
ALACHUA	28,794	88.0%	3,931	12.0%	32,725
SARASOTA	41,979	88.2%	5,602	11.8%	47,581
MARTIN	18,117	88.9%	2,267	11.1%	20,384
MARION	42,285	89.1%	5,189	10.9%	47,474
INDIAN RIVER	17,613	89.7%	2,028	10.3%	19,641
ST. LUCIE	38,795	89.7%	4,453	10.3%	43,248
MADISON	2,872	89.7%	329	10.3%	3,201
HILLSBOROUGH	191,718	89.9%	21,643	10.1%	213,361

**PK-12 STUDENT ENROLLMENT IN PUBLIC AND PRIVATE SCHOOLS**

**2006-2007**

<b>DISTRICT</b>	<b>Public School Total Enrollment</b>	<b>Public School Percent of Total</b>	<b>Private School Total Enrollment</b>	<b>Private School Percent of Total</b>	<b>Total PK-12 Enrollment</b>
ALACHUA	28,794	87.99%	3,931	12.01%	32,725
BAKER	4,941	99.40%	30	0.60%	4,971
BAY	26,450	94.18%	1,635	5.82%	28,085
BRADFORD	3,649	90.91%	365	9.09%	4,014
BREVARD	74,384	86.96%	11,151	13.04%	85,535
BROWARD	260,196	86.51%	40,579	13.49%	300,775
CALHOUN	2,201	100.00%	0	0.00%	2,201
CHARLOTTE	17,882	93.39%	1,266	6.61%	19,148
CITRUS	16,048	93.86%	1,049	6.14%	17,097
CLAY	35,575	91.90%	3,136	8.10%	38,711
COLLIER	43,024	93.09%	3,193	6.91%	46,217
COLUMBIA	10,094	94.22%	619	5.78%	10,713
DADE	350,869	84.20%	65,825	15.80%	416,694
DESOTO	5,026	97.10%	150	2.90%	5,176
DIXIE	2,202	99.01%	22	0.99%	2,224
DUVAL	123,843	80.78%	29,475	19.22%	153,318
ESCAMBIA	42,140	86.34%	6,667	13.66%	48,807
FLAGLER	12,210	95.79%	537	4.21%	12,747
FRANKLIN	1,290	94.44%	76	5.56%	1,366
GADSDEN	6,491	91.94%	569	8.06%	7,060
GILCHRIST	2,882	96.19%	114	3.81%	2,996
GLADES	1,260	97.67%	30	2.33%	1,290
GULF	2,177	94.82%	119	5.18%	2,296
HAMILTON	1,952	95.03%	102	4.97%	2,054
HARDEE	5,225	99.15%	45	0.85%	5,270
HENDRY	7,564	99.11%	68	0.89%	7,632
HERNANDO	22,260	93.75%	1,484	6.25%	23,744
HIGHLANDS	12,448	93.33%	890	6.67%	13,338
HILLSBOROUGH	191,718	89.86%	21,643	10.14%	213,361
HOLMES	3,339	96.84%	109	3.16%	3,448
INDIAN RIVER	17,613	89.67%	2,028	10.33%	19,641
JACKSON	7,363	96.24%	288	3.76%	7,651
JEFFERSON	1,204	72.71%	452	27.29%	1,656
LAFAYETTE	1,075	90.72%	110	9.28%	1,185
LAKE	39,444	91.16%	3,826	8.84%	43,270
LEE	78,918	90.86%	7,942	9.14%	86,860
LEON	32,224	84.78%	5,784	15.22%	38,008
LEVY	6,238	98.30%	108	1.70%	6,346
LIBERTY	1,476	100.00%	0	0.00%	1,476
MADISON	2,872	89.72%	329	10.28%	3,201
MANATEE	42,127	90.39%	4,479	9.61%	46,606
MARION	42,285	89.07%	5,189	10.93%	47,474
MARTIN	18,117	88.88%	2,267	11.12%	20,384
MONROE	8,356	95.26%	416	4.74%	8,772
NASSAU	10,862	92.69%	856	7.31%	11,718
OKALOOSA	29,906	91.79%	2,675	8.21%	32,581
OKEECHOBEE	7,241	97.69%	171	2.31%	7,412
ORANGE	173,428	87.74%	24,232	12.26%	197,660
OSCEOLA	51,700	91.69%	4,684	8.31%	56,384
PALM BEACH	170,163	86.68%	26,140	13.32%	196,303
PASCO	64,422	94.95%	3,427	5.05%	67,849
PINELLAS	108,585	84.98%	19,191	15.02%	127,776
POLK	92,500	91.74%	8,325	8.26%	100,825
PUTNAM	11,958	95.30%	590	4.70%	12,548
SANTA ROSA	25,266	96.98%	787	3.02%	26,053
SARASOTA	41,979	88.23%	5,602	11.77%	47,581
SEMINOLE	65,827	86.69%	10,103	13.31%	75,930
ST. JOHNS	26,994	91.04%	2,656	8.96%	29,650
ST. LUCIE	38,795	89.70%	4,453	10.30%	43,248
SUMTER	7,435	99.00%	75	1.00%	7,510
SUWANNEE	5,901	92.64%	469	7.36%	6,370
TAYLOR	3,393	96.67%	117	3.33%	3,510
UNION	2,232	98.54%	33	1.46%	2,265
VOLUSIA	64,860	91.50%	6,029	8.50%	70,889
WAKULLA	5,043	98.38%	83	1.62%	5,126
WALTON	6,669	98.22%	121	1.78%	6,790
WASHINGTON	3,541	96.12%	143	3.88%	3,684
OTHER*	6,908	100.00%	0	0.00%	6,908
<b>TOTAL:</b>	<b>2,643,054</b>	<b>88.33%</b>	<b>349,059</b>	<b>11.67%</b>	<b>2,992,113</b>

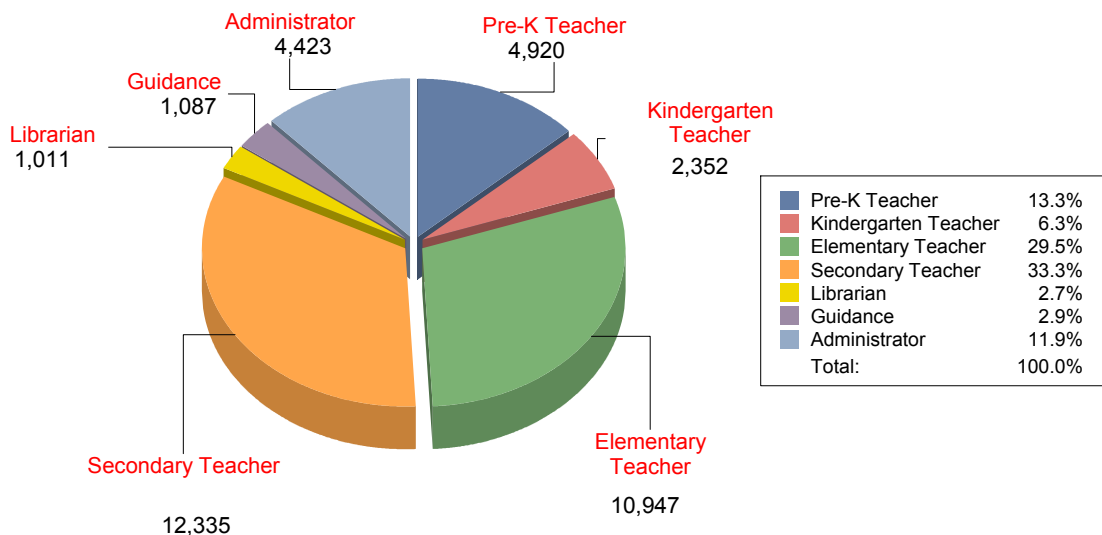
\* "OTHER" are students enrolled in lab, deaf/blind, virtual, and Department of Juvenile Justice schools.



## Private School Instructional and Administrative Personnel 2006-2007

The reported personnel data are based on the Private School Data Base Survey on seven personnel types: pre-k teacher, kindergarten teacher, elementary teacher (grades 1-6), secondary teacher (grades 7-12), librarian and media specialist, guidance personnel, and administrator. Support personnel such as secretaries, aides, paraprofessionals, and volunteers are not included. Statistics for personnel in the named areas reflect actual numbers of such individuals but do not indicate the full range of duties they may perform. Reporting instructions requested that full-time employees who have responsibilities in more than one area be reported in the category where they spend the majority of their time.

### Private School Instructional and Administrative Personnel by Type



<u>PERSONNEL TYPE</u>	<u>NUMBER</u>	<u>PERCENTAGE</u>
Pre-K Teacher	4,920	13.3%
Kindergarten Teacher	2,352	6.3%
Elementary Teacher	10,947	29.5%
Secondary Teacher	12,335	33.3%
Librarian	1,011	2.7%
Guidance	1,087	2.9%
Administrator	4,423	11.9%
<b>Total:</b>	<b>37,075</b>	<b>100.0%</b>

**PRIVATE SCHOOL INSTRUCTIONAL AND ADMINISTRATIVE PERSONNEL  
2006-2007**

District	Pre-K	Kindergarten	Elementary	Secondary	Librarian	Guidance	Administration	Total
ALACHUA	71	38	174	144	20	16	52	515
BAKER	0	0	2	2	0	0	2	6
BAY	25	11	45	50	5	6	20	162
BRADFORD	5	4	13	12	1	0	5	40
BREVARD	139	81	384	401	37	41	126	1,209
BROWARD	483	195	997	1,379	129	137	443	3,763
CHARLOTTE	27	12	41	35	3	4	17	139
CITRUS	15	9	36	43	2	2	13	120
CLAY	37	24	149	129	7	13	51	410
COLLIER	82	20	90	99	9	8	44	352
COLUMBIA	4	6	25	27	3	3	11	79
DADE	1,190	403	1,664	2,010	181	218	818	6,484
DE SOTO	2	2	7	1	0	0	3	15
DIXIE	0	0	1	1	0	0	1	3
DUVAL	339	184	826	1,062	91	86	418	3,006
ESCAMBIA	86	45	180	171	25	17	63	587
FLAGLER	11	6	19	6	1	1	6	50
FRANKLIN	2	1	3	1	0	0	1	8
GADSDEN	7	4	23	17	1	2	8	62
GILCHRIST	2	1	3	12	2	1	2	23
GLADES	0	0	2	1	0	0	1	4
GULF	4	2	5	6	1	1	1	20
HAMILTON	0	2	5	4	0	0	2	13
HARDEE	0	2	2	2	0	2	4	12
HENDRY	2	1	4	0	1	0	1	9
HERNANDO	24	11	51	41	5	3	17	152
HIGHLANDS	21	8	34	25	5	1	17	111
HILLSBOROUGH	307	156	691	768	62	69	312	2,365
HOLMES	0	1	3	6	0	0	2	12
INDIAN RIVER	17	20	101	122	7	7	38	312
JACKSON	11	3	11	5	1	0	8	39
JEFFERSON	3	2	11	18	1	0	4	39
LAFAYETTE	5	1	3	2	0	0	1	12
LAKE	57	40	175	153	5	15	54	499
LEE	139	54	257	313	14	20	104	901
LEON	73	40	197	189	14	16	82	611
LEVY	1	1	3	5	1	1	3	15
MADISON	1	4	13	12	2	2	6	40
MANATEE	120	40	186	247	11	12	65	681
MARION	78	46	210	233	13	16	53	649
MARTIN	29	18	62	64	9	5	23	210
MONROE	11	6	10	11	1	2	3	44
NASSAU	10	5	28	16	3	2	10	74
OKALOOSA	38	15	77	55	10	7	26	228
OKEECHOBEE	2	3	8	5	1	0	3	22
ORANGE	318	161	895	1,139	58	74	268	2,913
OSCEOLA	56	27	109	103	7	11	46	359
PALM BEACH	265	172	950	1,071	74	79	356	2,967
PASCO	47	30	118	133	11	13	54	406
PINELLAS	187	123	709	735	60	54	256	2,124
POLK	100	58	240	253	20	24	86	781
PUTNAM	8	8	20	29	3	6	12	86
SANTA ROSA	15	6	18	17	3	4	8	71
SARASOTA	79	49	241	276	23	24	75	767
SEMINOLE	122	72	321	246	30	22	144	957
ST. JOHNS	71	16	68	53	7	5	44	264
ST. LUCIE	27	35	160	136	8	13	38	417
SUMTER	1	2	6	6	1	2	2	20
SUWANNEE	7	5	23	17	2	2	9	65
TAYLOR	1	2	39	23	0	0	4	69
UNION	0	0	2	2	0	0	1	5
VOLUSIA	121	52	186	188	20	18	68	653
WAKULLA	2	1	2	1	0	0	2	8
WALTON	8	4	3	1	0	0	4	20
WASHINGTON	5	2	6	1	0	0	2	16
<b>TOTAL:</b>	<b>4,920</b>	<b>2,352</b>	<b>10,947</b>	<b>12,335</b>	<b>1,011</b>	<b>1,087</b>	<b>4,423</b>	<b>37,075</b>