



FLORIDA DEPARTMENT OF
EDUCATION
fdoe.org

Florida's Private Schools

2022-23 School Year Annual Report

Florida Department of Education
Office of Independent Education and Parental Choice
325 W. Gaines Street
Tallahassee, FL 32399-0400

Phone: 850-245-0502
Toll-free Hotline: 1-800-447-1636
www.floridaschoolchoice.org

Florida's Private Schools

A private school is defined in Section 1002.01(2), Florida Statutes, as “an individual, association, copartnership, or corporation or department, division, or section of such organizations, that designates itself as an educational center that includes kindergarten or a higher grade” and is below the college level. Private elementary and secondary schools in Florida are not licensed, approved, accredited, or regulated by the Florida Department of Education (department). Private schools are required by statute to complete an online annual survey to provide information for inclusion in a statewide Directory of Private Schools.

The Directory of Private Schools is maintained by the department as a service to the public, governmental agencies, and other parties that are interested in obtaining information about Florida private schools. The department’s intent in maintaining the directory is not to regulate, control, approve, or accredit private schools. As such, the accuracy of data submitted pursuant to the annual online survey is not verified by the department and does not imply approval or accreditation. The directory may be accessed online at:

<https://www.floridaschoolchoice.org/information/privateschooldirectory/>.

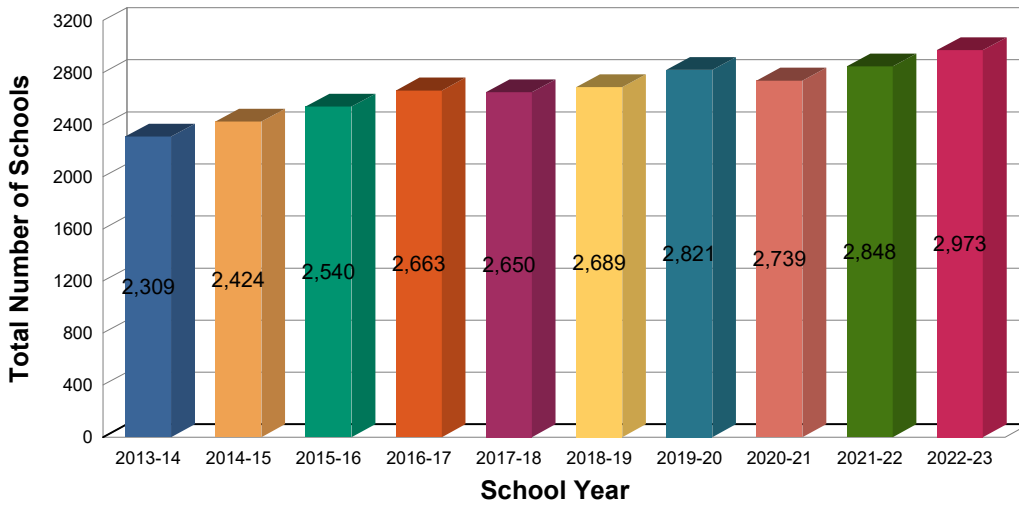
Highlights of the 2022-23 Annual Report

The 2022-23 annual report contains information on students and staff for Florida private schools that completed the online annual survey between August 30, 2022 and June 2, 2023. Enrollment data for Florida public school students are based on the 2022-23 Survey 2 (October Survey) final data. The following observations are drawn from the results of the data analysis:

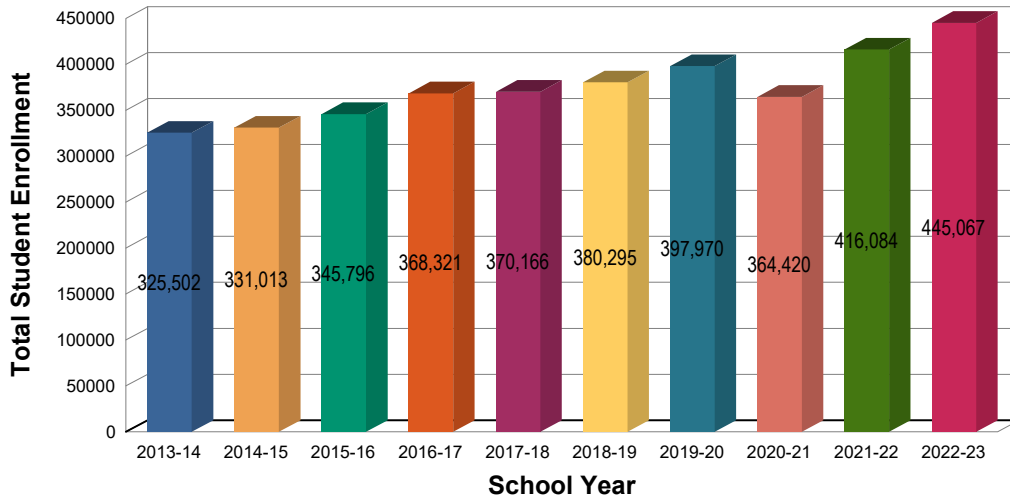
- Of the 3,315,574 statewide total PK-12 student enrollment in the 2022-23 school year, 445,067 (13.4%) were private school students, and 2,870,507 (86.6%) were public school students.
- Compared with the 2021-22 school year, the total number of private schools that submitted an online annual survey for 2022-23 rose by 125 schools and the reported total PK-12 student enrollment increased by 28,983 students.
- Of the 445,067 students enrolled in Florida's private schools in 2022-23, 10.6% were enrolled in prekindergarten, 8.0% in kindergarten, 35.4% in grades 1-5, 21.2% in grades 6-8, and 24.9% in grades 9-12.
- Thirty-one (31) school districts had 10% or more of their total PK-12 students enrolled in private schools in 2022-23.
- Approximately eighty percent (80.3%) of personnel employed in private schools were classroom teachers and 19.7% were school administrators.

** Percentages may not add up to 100 due to rounding.*

Number of Private Schools 2013-14 to 2022-23

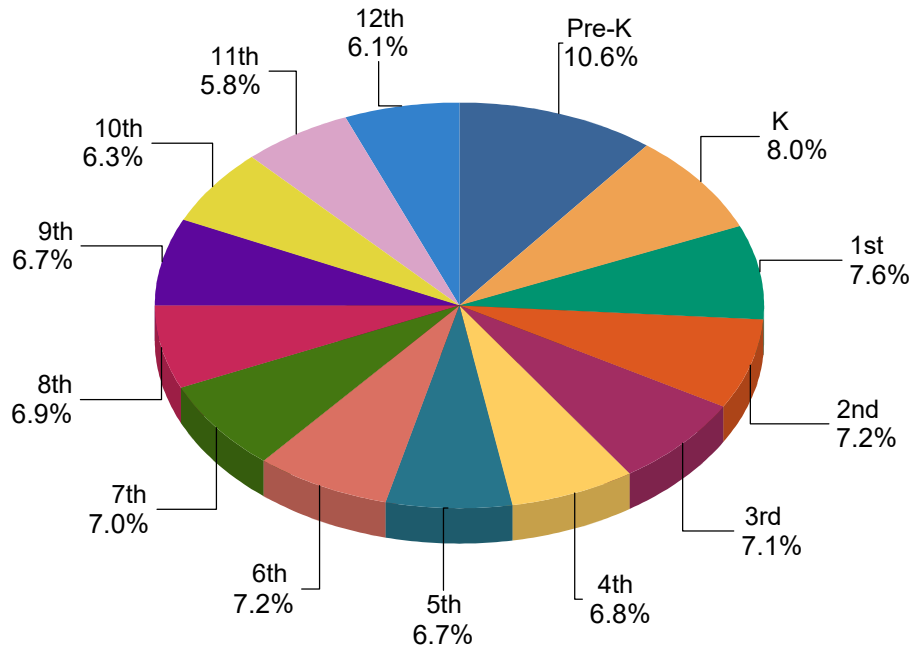


Private School Student Enrollment 2013-14 to 2022-23



<u>School Year</u>	<u>Enrollment</u>	<u>Schools</u>
2022-23	445,067	2,973
2021-22	416,084	2,848
2020-21	364,420	2,739
2019-20	397,970	2,821
2018-19	380,295	2,689
2017-18	370,166	2,650
2016-17	368,321	2,663
2015-16	345,796	2,540
2014-15	331,013	2,424
2013-14	325,502	2,309

Private School Student Enrollment by Grade, 2022-23

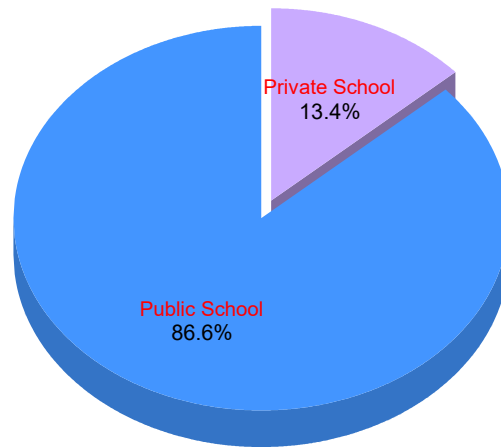


GRADE LEVEL	STUDENTS	PERCENTAGE OF TOTAL ENROLLMENT
Pre-K	47,110	10.6%
K	35,414	8.0%
1st	33,984	7.6%
2nd	32,059	7.2%
3rd	31,408	7.1%
4th	30,216	6.8%
5th	29,992	6.7%
6th	32,260	7.2%
7th	31,136	7.0%
8th	30,749	6.9%
9th	29,839	6.7%
10th	27,843	6.3%
11th	26,025	5.8%
12th	27,032	6.1%
Total:	445,067	100.0%

Number of Private Schools by District, 2022-23

<u>DISTRICTID</u>	<u>DISTRICTNAME</u>	<u>SCHOOLS</u>
1	ALACHUA	28
2	BAKER	3
3	BAY	16
4	BRADFORD	5
5	BREVARD	88
6	BROWARD	286
7	CALHOUN	0
8	CHARLOTTE	10
9	CITRUS	8
10	CLAY	24
11	COLLIER	26
12	COLUMBIA	15
13	DADE	602
14	DESOTO	4
15	DIXIE	2
16	DUVAL	160
17	ESCAMBIA	41
18	FLAGLER	15
19	FRANKLIN	2
20	GADSDEN	5
21	GILCHRIST	4
22	GLADES	3
23	GULF	2
24	HAMILTON	6
25	HARDEE	3
26	HENDRY	4
27	HERNANDO	25
28	HIGHLANDS	14
29	HILLSBOROUGH	165
30	HOLMES	2
31	INDIAN RIVER	12
32	JACKSON	4
33	JEFFERSON	2
34	LAFAYETTE	1
35	LAKE	55
36	LEE	51
37	LEON	49
38	LEVY	5
39	LIBERTY	1
40	MADISON	3
41	MANATEE	37
42	MARION	41
43	MARTIN	25
44	MONROE	6
45	NASSAU	11
46	OKALOOSA	20
47	OKEECHOBEE	6
48	ORANGE	246
49	OSCEOLA	84
50	PALM BEACH	145
51	PASCO	51
52	PINELLAS	128
53	POLK	106
54	PUTNAM	8
55	ST. JOHNS	26
56	ST. LUCIE	48
57	SANTA ROSA	14
58	SARASOTA	47
59	SEMINOLE	73
60	SUMTER	2
61	SUWANNEE	8
62	TAYLOR	2
63	UNION	1
64	VOLUSIA	70
65	WAKULLA	2
66	WALTON	13
67	WASHINGTON	2
TOTAL	67	2,973

PK-12 Public and Private School Enrollment, 2022-23



SCHOOL TYPE	PK-12 STUDENT ENROLLMENT	PERCENTAGE
Private School	445,067	13.4%
Public School	2,870,507	86.6%
Total Public and Private	3,315,574	100.0%

Districts with 15% or more of Total PK-12 Students Enrolled in Private Schools

DISTRICT	PUBLIC SCHOOL	% PUBLIC	PRIVATE SCHOOL	% PRIVATE	TOTAL PK-12
MARTIN	18,650	55.6%	14,872	44.4%	33,522
JEFFERSON	730	61.8%	451	38.2%	1,181
ESCAMBIA	37,851	78.8%	10,201	21.2%	48,052
DADE	335,929	79.7%	85,592	20.3%	421,521
HAMILTON	1,657	81.6%	373	18.4%	2,030
BRADFORD	2,998	81.9%	663	18.1%	3,661
PINELLAS	93,702	83.2%	18,888	16.8%	112,590
DUVAL	129,801	83.4%	25,797	16.6%	155,598
BROWARD	254,732	83.8%	49,314	16.2%	304,046
SEMINOLE	66,680	84.5%	12,233	15.5%	78,913
GADSDEN	4,616	84.6%	841	15.4%	5,457

**PK-12 STUDENT ENROLLMENT IN PUBLIC AND PRIVATE SCHOOLS
2022-23**

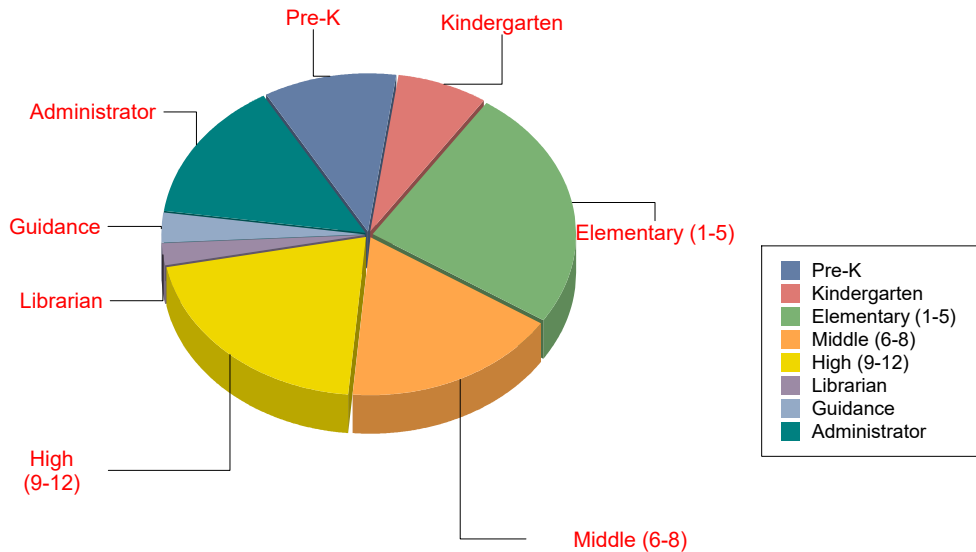
DISTRICT	Public School Enrollment	Public School % of Total PK-12	Private School Enrollment	Private School % of Total PK-12	Total PK-12
ALACHUA	28,964	85.5%	4,898	14.5%	33,862
BAKER	5,003	98.3%	84	1.7%	5,087
BAY	27,324	95.3%	1,340	4.7%	28,664
BRADFORD	2,998	81.9%	663	18.1%	3,661
BREVARD	74,125	88.2%	9,945	11.8%	84,070
BROWARD	254,732	83.8%	49,314	16.2%	304,046
CALHOUN	2,129	100.0%	0	0.0%	2,129
CHARLOTTE	16,834	92.6%	1,337	7.4%	18,171
CITRUS	15,951	91.3%	1,514	8.7%	17,465
CLAY	39,212	94.6%	2,242	5.4%	41,454
COLLIER	48,082	90.6%	4,981	9.4%	53,063
COLUMBIA	9,887	88.1%	1,338	11.9%	11,225
DADE	335,929	79.7%	85,592	20.3%	421,521
DESOTO	4,582	90.7%	471	9.3%	5,053
DIXIE	2,090	96.0%	86	4.0%	2,176
DUVAL	129,801	83.4%	25,797	16.6%	155,598
ESCAMBIA	37,851	78.8%	10,201	21.2%	48,052
FLAGLER	13,331	90.5%	1,393	9.5%	14,724
FRANKLIN	1,208	94.0%	77	6.0%	1,285
GADSDEN	4,616	84.6%	841	15.4%	5,457
GILCHRIST	2,839	86.7%	436	13.3%	3,275
GLADES	1,819	93.5%	127	6.5%	1,946
GULF	1,928	93.1%	143	6.9%	2,071
HAMILTON	1,657	81.6%	373	18.4%	2,030
HARDEE	4,901	98.6%	70	1.4%	4,971
HENDRY	13,859	96.1%	568	3.9%	14,427
HERNANDO	24,058	88.6%	3,100	11.4%	27,158
HIGHLANDS	12,362	88.9%	1,551	11.1%	13,913
HILLSBOROUGH	224,538	89.2%	27,273	10.8%	251,811
HOLMES	3,233	97.6%	78	2.4%	3,311
INDIAN RIVER	17,199	91.0%	1,695	9.0%	18,894
JACKSON	6,076	94.9%	326	5.1%	6,402
JEFFERSON	730	61.8%	451	38.2%	1,181
LAFAYETTE	1,144	90.4%	122	9.6%	1,266
LAKE	47,452	88.7%	6,060	11.3%	53,512
LEE	99,354	91.1%	9,706	8.9%	109,060
LEON	32,212	87.5%	4,601	12.5%	36,813
LEVY	5,689	94.5%	333	5.5%	6,022
LIBERTY	1,295	98.6%	19	1.4%	1,314
MADISON	2,418	96.6%	85	3.4%	2,503
MANATEE	51,234	91.9%	4,530	8.1%	55,764
MARION	44,493	87.8%	6,199	12.2%	50,692
MARTIN	18,650	55.6%	14,872	44.4%	33,522
MONROE	8,929	93.4%	631	6.6%	9,560
NASSAU	12,668	89.7%	1,447	10.3%	14,115
OKALOOSA	32,733	92.2%	2,752	7.8%	35,485
OKEECHOBEE	6,398	92.5%	518	7.5%	6,916
ORANGE	208,445	86.2%	33,262	13.8%	241,707
OSCEOLA	73,558	88.0%	10,072	12.0%	83,630
PALM BEACH	190,567	86.5%	29,667	13.5%	220,234
PASCO	84,032	94.1%	5,243	5.9%	89,275
PINELLAS	93,702	83.2%	18,888	16.8%	112,590
POLK	114,483	89.2%	13,926	10.8%	128,409
PUTNAM	10,293	93.8%	683	6.2%	10,976
ST. JOHNS	50,155	93.2%	3,667	6.8%	53,822
ST. LUCIE	45,661	87.1%	6,764	12.9%	52,425
SANTA ROSA	30,764	91.9%	2,721	8.1%	33,485
SARASOTA	45,077	87.6%	6,396	12.4%	51,473
SEMINOLE	66,680	84.5%	12,233	15.5%	78,913
SUMTER	9,404	98.9%	103	1.1%	9,507
SUWANNEE	5,935	89.0%	737	11.0%	6,672
TAYLOR	2,783	88.2%	372	11.8%	3,155
UNION	2,385	99.7%	8	0.3%	2,393
VOLUSIA	63,365	88.2%	8,483	11.8%	71,848
WAKULLA	5,156	95.9%	223	4.1%	5,379
WALTON	11,575	91.4%	1,088	8.6%	12,663
WASHINGTON	3,313	90.4%	351	9.6%	3,664
OTHER	18,657	100.0%	0	0.0%	18,657
TOTAL:	2,870,507	86.6%	445,067	13.4%	3,315,574

* "OTHER" include students enrolled in lab, deaf/blind, virtual, IDEA, and Department of Juvenile Justice schools.

Private School Instructional and Administrative Personnel 2022-23

The reported personnel data are based on the online Private School Annual Survey and include eight personnel types: pre-k teacher, kindergarten teacher, elementary school teacher (1-5), middle school teacher (6-8), high school teacher (9-12), librarian and media specialist, guidance personnel, and administrator. Support personnel such as secretaries, aides, paraprofessionals, and volunteers are not included. Statistics for personnel in the named areas reflect actual numbers of such individuals but do not indicate the full range of duties they may perform. Reporting instructions requested that full-time employees who have responsibilities in more than one area be reported in the category where they spend the majority of their time.

Private School Instructional and Administrative Personnel by Type



<u>PERSONNEL TYPE</u>	<u>NUMBER</u>	<u>PERCENTAGE</u>
Pre-K	5,436	10.6%
Kindergarten	3,671	7.2%
Elementary (1-5)	12,594	24.7%
Middle (6-8)	8,793	17.2%
High (9-12)	10,517	20.6%
Librarian	1,098	2.1%
Guidance	1,541	3.0%
Administrator	7,439	14.6%
Total:	51,089	100.0%

**PRIVATE SCHOOL INSTRUCTIONAL AND ADMINISTRATIVE PERSONNEL
2022-23**

District	Pre-K	KG	Elementary	Middle	High	Librarian	Guidance	Admin	Total
ALACHUA	70	50	167	107	98	9	12	84	597
BAKER	0	1	5	2	3	0	0	3	14
BAY	22	13	46	30	21	4	3	26	165
BRADFORD	6	5	18	14	12	2	4	9	70
BREVARD	130	91	302	258	214	32	31	188	1,246
BROWARD	717	386	1,180	855	1,168	124	185	788	5,403
CHARLOTTE	13	14	47	37	13	0	1	14	139
CITRUS	13	11	41	26	27	7	3	20	148
CLAY	14	17	73	55	84	15	12	58	328
COLLIER	101	43	202	158	145	9	10	113	781
COLUMBIA	7	13	40	36	33	6	6	22	163
DADE	1,318	754	2,398	1,465	1,885	185	341	1,421	9,767
DESOTO	12	4	14	7	7	0	2	8	54
DIXIE	0	2	3	6	5	0	0	1	17
DUVAL	249	183	646	515	609	74	89	488	2,853
ESCAMBIA	75	56	228	141	136	22	19	110	787
FLAGLER	43	12	41	25	19	2	1	39	182
FRANKLIN	1	1	2	1	3	0	0	2	10
GADSDEN	2	6	22	22	24	3	0	16	95
GILCHRIST	3	3	17	17	9	1	2	5	57
GLADES	0	1	1	1	1	0	1	2	7
GULF	2	1	3	8	1	0	0	2	17
HAMILTON	0	4	8	7	11	1	2	6	39
HARDEE	1	1	4	1	1	0	0	3	11
HENDRY	6	5	24	16	11	2	2	8	74
HERNANDO	22	22	88	69	58	7	7	46	319
HIGHLANDS	13	14	44	32	25	1	2	19	150
HILLSBOROUGH	317	234	768	570	670	69	92	470	3,190
HOLMES	0	1	5	6	4	4	3	4	27
INDIAN RIVER	22	18	55	40	29	8	6	21	199
JACKSON	4	4	18	6	9	2	2	6	51
JEFFERSON	2	2	11	5	9	1	1	4	35
LAFAYETTE	3	1	4	2	2	1	0	1	14
LAKE	101	59	163	115	103	10	22	105	678
LEE	209	61	223	191	209	20	24	131	1,068
LEON	73	47	138	150	193	12	27	131	771
LEVY	1	3	9	7	8	2	2	9	41
LIBERTY	0	1	1	1	1	0	0	2	6
MADISON	0	2	4	2	2	0	1	2	13
MANATEE	63	44	200	186	186	7	18	68	772
MARION	77	49	189	117	171	23	17	92	735
MARTIN	29	61	223	125	387	10	31	54	920
MONROE	12	7	21	15	4	3	2	12	76
NASSAU	26	12	35	30	20	4	4	24	155
OKALOOSA	41	28	113	82	61	5	6	48	384
OKEECHOBEE	11	6	19	9	6	1	3	6	61
ORANGE	282	298	1,140	633	811	66	109	634	3,973
OSCEOLA	107	91	261	157	185	58	47	213	1,119
PALM BEACH	345	242	924	679	897	83	128	508	3,806
PASCO	44	50	156	117	152	13	17	102	651
PINELLAS	185	151	602	487	513	54	57	334	2,383
POLK	94	107	393	305	320	38	57	241	1,555
PUTNAM	8	7	28	17	15	4	4	17	100
SANTA ROSA	39	26	76	27	41	7	3	34	253
SARASOTA	66	54	175	124	169	20	28	105	741
SEMINOLE	136	99	359	268	285	23	37	197	1,404
ST. JOHNS	35	32	128	73	62	11	12	60	413
ST. LUCIE	92	49	144	96	125	7	15	105	633
SUMTER	0	1	5	3	2	0	0	2	13
SUWANNEE	6	4	26	14	21	1	1	13	86
TAYLOR	2	2	9	4	5	3	2	3	30
UNION	0	1	1	0	0	0	0	1	3
VOLUSIA	116	85	242	166	157	18	24	152	960
WAKULLA	5	1	6	4	8	1	1	3	29
WALTON	37	16	46	44	46	2	2	22	215
WASHINGTON	6	2	10	5	6	1	1	2	33
TOTAL:	5,436	3,671	12,594	8,793	10,517	1,098	1,541	7,439	51,089