

# Commission for Independent Education

## 2020-21 Degree Graduates

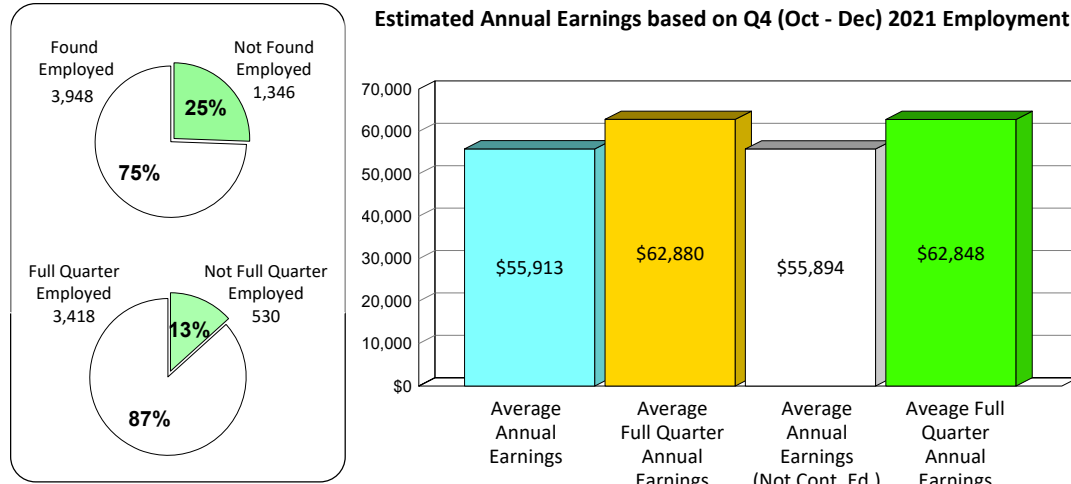
### Fall 2021 Findings

**Total Individuals: 5,294**

**Total with Outcome Data: 4,143 78%**

#### FLORIDA EMPLOYMENT DATA (ANNUALIZED WAGES)

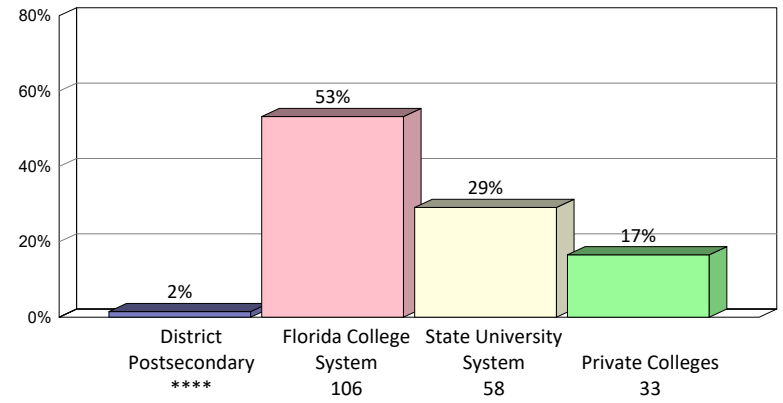
Estimated Annual Earnings based on Q4 (Oct - Dec) 2021 Employment



**Notes:** Annual earnings estimated by multiplying fourth quarter earnings by four.  
Full Quarter Employed is defined as earning at least minimum wage working 40 hours per week for 13 weeks (\$5,200).

#### FLORIDA CONTINUING EDUCATION DATA

Total Continuing Education (Unduplicated): 199 4%  
Total Continuing Education & Found Employed: 171 86%

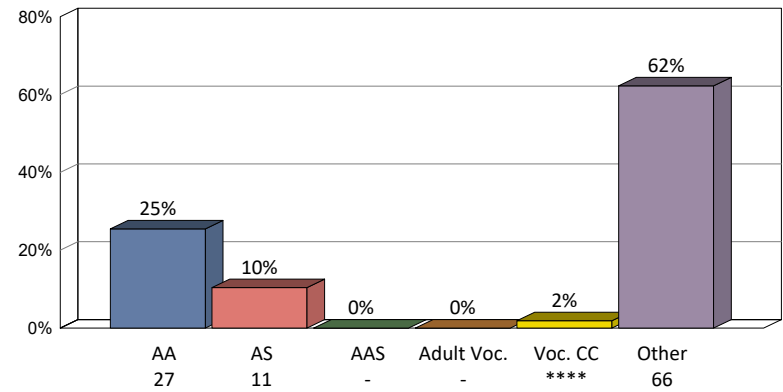


**Note:** Students may be in multiple settings, therefore sum may exceed total unduplicated count.

#### TOP INDUSTRIES BY FREQUENCY

Industry	Full Quarter Employed	Full Quarter Avg Wage
General Medical and Surgical Hospitals	1,136	\$66,135
Offices of Physicians (except Mental Health Specialists)	196	\$52,784
Nursing Care Facilities (Skilled Nursing Facilities)	161	\$64,860
Temporary Help Services	149	\$73,446
Home Health Care Services	95	\$61,447
Specialty (except Psychiatric and Substance Abuse) Hospitals	77	\$67,701
Professional Employer Organizations	54	\$45,042
Other Similar Organizations (except Business, Professional, Labor, and Political Organizat	46	\$61,835
Other Support Activities for Air Transportation	40	\$48,673
Elementary and Secondary Schools	39	\$43,242

#### FLORIDA COLLEGE SYSTEM CONTINUING EDUCATION DETAILS



#### FLORIDA DEPARTMENT OF CORRECTIONS DATA

INCARCERATED: - ---%  
COMMUNITY SUPERVISION: \*\*\*\* \*\*%

#### RECEIVING PUBLIC ASSISTANCE

Temporary Assistance to Needy Families (TANF) or Food Stamps

RECEIVING PUBLIC ASSISTANCE: 483 9%  
RECEIVING PUBLIC ASSISTANCE & EMPLOYED: 313 65%