



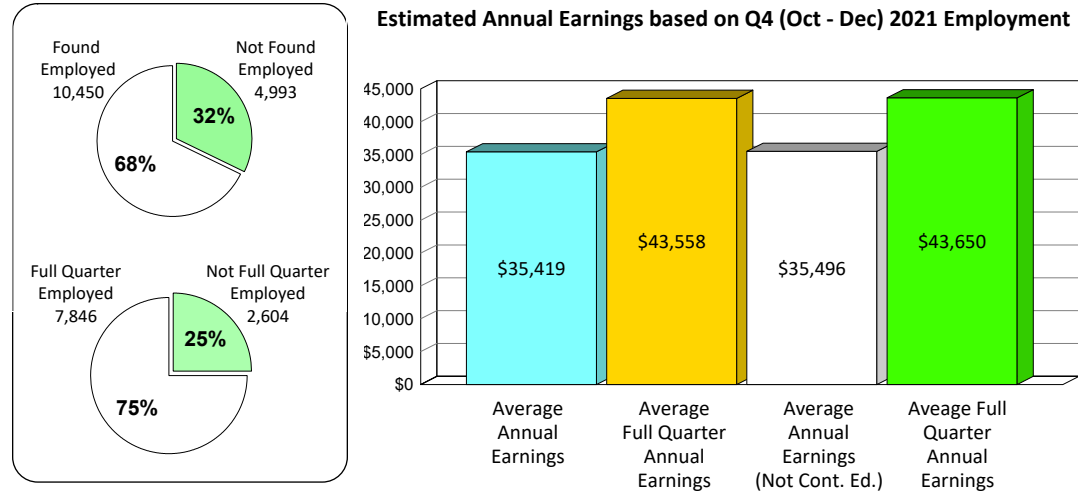
# Commission for Independent Education 2020-21 Non-Degree Graduates Fall 2021 Findings

**Total Individuals: 15,443**

**Total with Outcome Data: 11,444 74%**

## FLORIDA EMPLOYMENT DATA (ANNUALIZED WAGES)

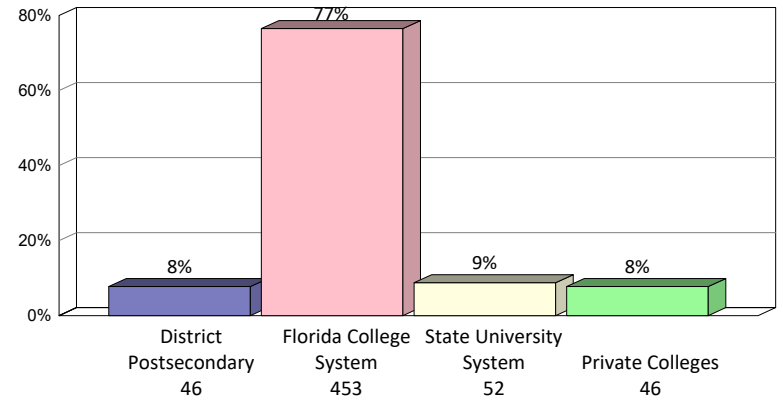
**Estimated Annual Earnings based on Q4 (Oct - Dec) 2021 Employment**



*Notes: Annual earnings estimated by multiplying fourth quarter earnings by four.  
Full Quarter Employed is defined as earning at least minimum wage working 40 hours per week for 13 weeks (\$5,200).*

## FLORIDA CONTINUING EDUCATION DATA

Total Continuing Education (Unduplicated): 592 4%  
Total Continuing Education & Found Employed: 467 79%

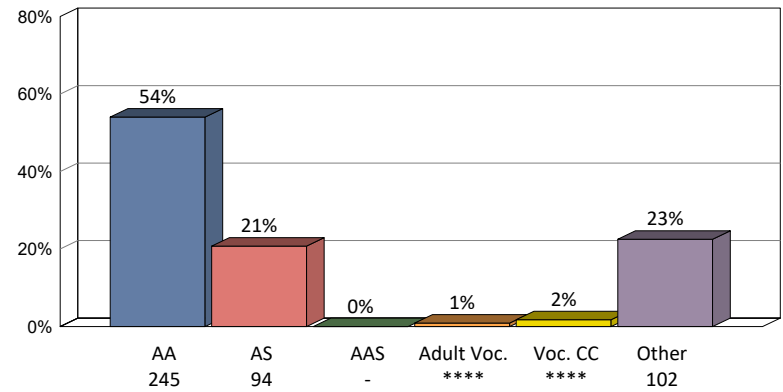


*Note: Students may be in multiple settings, therefore sum may exceed total unduplicated count.*

## TOP INDUSTRIES BY FREQUENCY

Industry	Full Quarter Employed	Full Quarter Avg Wage
Offices of Physicians (except Mental Health Specialists)	640	\$33,628
General Freight Trucking, Long-Distance, Truckload	385	\$53,512
Offices of Dentists	334	\$31,510
Professional Employer Organizations	280	\$36,689
General Medical and Surgical Hospitals	221	\$37,711
Temporary Help Services	166	\$39,786
Full-Service Restaurants	154	\$36,225
Residential Plumbing, Heating, and Air-Conditioning Contractors	154	\$38,836
Corporate, Subsidiary, and Regional Managing Offices	119	\$39,345
Nursing Care Facilities (Skilled Nursing Facilities)	116	\$46,909

## FLORIDA COLLEGE SYSTEM CONTINUING EDUCATION DETAILS



## FLORIDA DEPARTMENT OF CORRECTIONS DATA

INCARCERATED: \*\*\*\* \*\*%  
COMMUNITY SUPERVISION: 139 <1%

## RECEIVING PUBLIC ASSISTANCE

Temporary Assistance to Needy Families (TANF) or Food Stamps  
RECEIVING PUBLIC ASSISTANCE: 2,717 18%  
RECEIVING PUBLIC ASSISTANCE & EMPLOYED: 1,859 68%