

2020-21 Registration for High School CAPE Academies
Quick Registration Guide

- ◆ Registration deadline: **September 15, 2020**
- ◆ Registration is performed in two steps:
 - Step One - Data entry for registration; and
 - Step Two - Verification and Submission (superintendent or designee only).
- ◆ Please contact Kathryn Wheeler at 850-245-9030 or kathryn.wheeler@fldoe.org for a username and password for each of these steps.

Career and Professional Education Academy Registration: <https://web02.fldoe.org/CAPE/login.aspx>

Please submit your CAPE Registrations as early as possible.
Both Step One and Two Are REQUIRED to Complete Registration








STEP ONE - Initial Registration of New and Previously Registered Academies

Each academy that was in operation in 2019-20 or earlier will need to be re-registered. A list of all previously registered academies can be found on the main menu.

To re-register an academy offered in 2019-20 or earlier, please view the Section I directions on the Main Menu page.

To register a new academy, please view the Section II directions on the Main Menu Page.


Symbols Guide

- () Academy was registered in a previous year, but has not started the registration process for 2020-21
- () Indicates that academy has completed the initial registration for the 2020-21 school year but has not been finalized
- () Indicates the academy has completed a steps of registrations and has been successfully registered
- () to edit the 2020-21 academy data
- () to print the 2020-21 academy data
- () to export the 2020-21 academy data to Microsoft Word
- () to delete the 2020-21 academy data

If re-registering your 2019-20 academy, some information will be pre-populated with data entered during the 2020-21 registration window. However, please verify and update all information that appears in the form.

NOTE: Please only submit information on academies that will be **in operation** in 2020-21.

STEP ONE - Initial Registration of New and Previously Registered Academies

To re-register a previously registered academy, select the () symbol beside the academy in the Previously Registered Academy Table on the Main Menu Page.

To register a new academy, select the link for [Submit a New Academy](#).

The following information is required to successfully complete Web registration:

2020-21 Registration for High School CAPE Academies
Quick Registration Guide

Section I. – ACADEMY INFORMATION

This section is for the collection of district/academy information. An academy number will automatically be assigned to each registered academy and will be used as part of a “unique identifier” (along with district and school number) for the purpose of data analysis.

*The following fields are pre-populated for academies that are being re-registered. Please verify the information is current and change any fields necessary to provide the correct data.

- ◆ District (automatically populates)
- ◆ School (select from a drop-down menu)*
- ◆ Academy Name*
- ◆ Address *
- ◆ Academy Structure *
- ◆ Grade Level of Students in the Academy *
- ◆ Enrollment Policy
- ◆ Estimated Student Enrollment in the Academy
- ◆ Primary Career Cluster*
- ◆ Secondary Career Cluster (not required)*

Section II. – ACADEMY ELEMENTS (per s. 1003.493, F.S.)

This section requires the user to identify each element in the academy which meets the statutory guidelines found in s. 1003.493, F.S. (click on each academy element). In order to be considered a registered Career and Professional Education (CAPE) academy and eligible for additional funding, each of the seven criteria in s. 1003.493, F.S., must be met and checked off.

NOTE: The registration application will notify you if you have not selected all of the Career and Professional Education (CAPE) Academy elements in this section. If the academy you are attempting to register does not meet any one of the elements in this section, the system will not allow you to continue.

Section III. – ACADEMY TYPE (Choose One)

This section is for the selection of the type of Academy. Choose one from the following:

- ◆ Career and Professional Academy that offers at least one industry certification on the Industry Certification Funding List through enrollment in Secondary CTE courses
- ◆ Career and Professional Academy that offers industry certification(s) on the Industry Certification Funding List through dual enrollment only
- ◆ Career and Professional Academy that offers coursework leading to an industry certification on the Comprehensive Industry Certification List but not on the Industry Certification Funding List

Section IV. – FUNDING-ELIGIBLE INDUSTRY CERTIFICATIONS

This section is for the collection and identification of those industry certification programs for which students in the academy will receive the curriculum and training necessary to sit for the certification examination. This information must be entered for all academies.

- ◆ Select industry certifications from a drop-down menu. Press and hold the Ctrl key to select more than one Industry Certification.
- ◆ Please select all certifications offered with this academy. For each certification selected please provide up to three program linkages. If the certification is offered in more than three programs, please indicate the three programs that are expected to produce the most industry certifications earned.

2020-21 Registration for High School CAPE Academies
Quick Registration Guide

Section V. – CERTIFICATIONS EARNED

- ◆ Estimated number of certifications that may be earned in 20-21 (data entry required)

Section VI. – PERFORMANCE ELEMENTS

This section requires the user to acknowledge awareness of performance criteria found in s. 1003.493, F.S. The system will not complete registration if the boxes are not selected.

- ◆ All courses offered lead to an industry certification or college credit linked directly to the career theme of the course.
- ◆ If the passage rate on an industry certification examination associated with the academy falls below fifty percent (50%), the 3-year strategic plan must be amended to include specific strategies to improve the passage rate of the academy or career-themed course.

Section VII. – CONTACT INFORMATION

*The following fields are pre-populated for academies that are being re-registered. Please verify the information is current and change any fields necessary to provide the correct data.


- ◆ Name*
- ◆ Title*
- ◆ E-mail Address*
- ◆ Phone Number (dashes only i.e.: XXX-XXX-XXXX)*
- ◆ Fax Number*

Click SUBMIT STEP ONE to complete the first step. If successful, the application will close and display this statement:

“Step One of the CAPE Registration process is complete. To FINALIZE registration, Step Two must be completed by the superintendent or designee using a separate username and password.”

If not successful, the application will remain open. A red error message will appear at the top of and within the application indicating what information is missing or has been entered incorrectly.

PRINTING

After completing STEP One you may choose to print the registration application. To print, click on the “Print” icon  located on the Main Menu next to the academy name. This will open the completed application and allow you to print.

NOTE: The print icon will not display until STEP One is complete.




IMPORTANT: The academy is NOT registered until STEP TWO is completed.

STEP TWO - Verification and Submission (Superintendent or Designee only)




Step Two provides the superintendent or designee an opportunity to review and edit the information prior to final submission. A separate username and password are required for this step.

Step Two may be completed as a batch submission or may be verified and submitted individually. Both processes have been listed below. The superintendent or designee may also choose to enter new academy information from this step. To enter a new academy, the superintendent or designee will need to follow Step one directions after logging into the main menu.

Individual final submission for finalizing one Academy at a time

- ◆ At the log-in screen, enter superintendent's username and password – this will open the main menu.
- ◆ The Registered Academies Table will show a list of career academies that have been submitted for final registration.
 - To review and make any edits to the information, click the "Pencil" icon  next to the academy you wish to review/edit. This will open the registration application and allow you to make changes prior to final submission.
 - You may also choose to print the application for review using the  icon or view the application in a Word document using the  icon.
- ◆ After careful reviewing, click on the FINAL SUBMIT button in the individual academy registration page. This will close **and lock** the record for this academy.

Batch final submission for finalizing all academies at one time

- ◆ At the log-in screen, enter superintendent's username and password – this will open the main menu.
- ◆ The Registered Academies Table will show a list of career academies that have been submitted for final registration.
 - To review and make any edits to the information, click the "Pencil" icon  next to the academy you wish to review/edit. This will open the registration application and allow you to make changes prior to final submission.
 - You may also choose to print the application for review using the  icon or view the application in a Word document using the  icon.
 - If edits are made, click on "Submit Step One" at the bottom of the application. This will return you to the "Main Menu" which displays the academy list.
- ◆ After reviewing the registration application(s) and no changes are required, click on "Main Menu" at the top of the screen. This will return you to the "Main Menu" which displays the academy list.
- ◆ Click the "Finalize Submission" box (a green check-mark will appear to the right of the academy(ies) that have been reviewed/edited).
- ◆ Once you have completed the reviews and all "Final Submit" boxes have been checked, click on SAVE at the bottom left of the main menu. This will finalize **and lock** the record for all of the checked academies.

NOTE: After you have finalized the registration, the record will become locked and further edits will have to be approved by the FDOE. A notification email will be sent to the Superintendent for each finalized academy. Please contact Kathryn Wheeler at 850-245-9030 or kathryn.wheeler@fldoe.org, if you need a record released for further edits. All edits must be completed prior to the September 15, 2020 deadline.