

Strategic Plan 2015-2020

Articulation Coordinating Committee

February 22, 2017



FLORIDA DEPARTMENT OF
EDUCATION
fldoe.org

Goals and Metrics

- Goal 1 – Highest Student Achievement
 - Student Achievement on Florida Assessments
 - Continued Growth on Florida Assessments
 - Closing the Achievement Gap
 - High School Graduation Rate
 - High School Graduation Rate Plus (Acceleration)
 - Reducing the Percent of Low-Performing Schools
 - Postsecondary Completion Rate
- Goal 2 – Seamless Articulation and Maximum Access
 - Postsecondary Continuation Rate
 - Associate Degree Articulation Rate
 - Access to High-Quality K-12 Educational Options
- Goal 3 – Skilled Workforce and Economic Development
 - Postsecondary Employment Rate
 - Initial Wages
- Goal 4 – Quality Efficient Services Return on Investment
 - Agency Effectiveness

Goal 2 – Seamless Articulation and Maximum Access

Metrics:

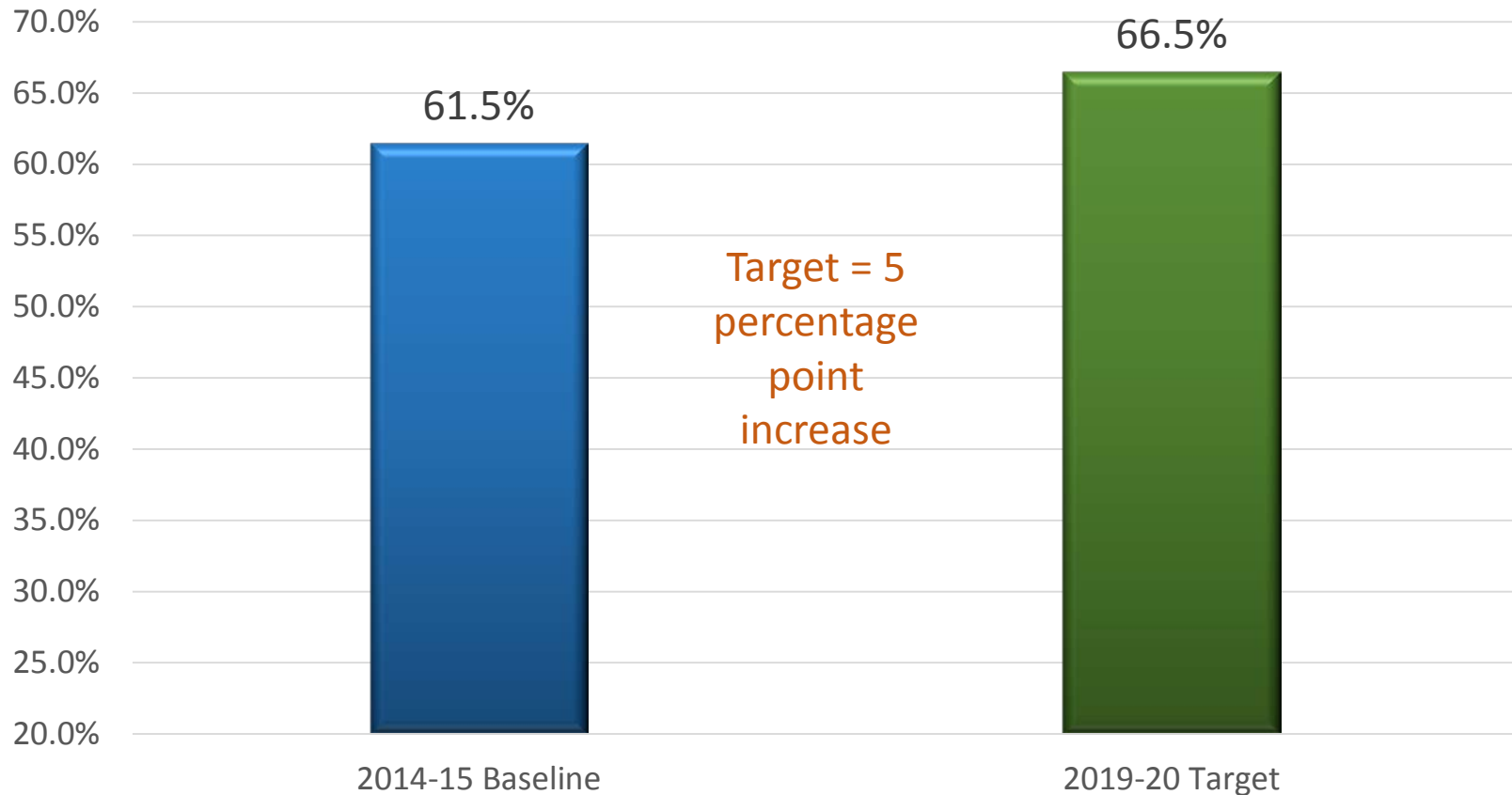
1. Postsecondary Continuation Rate
2. Associate Degree Articulation Rate
3. Access to High-Quality K-12 Educational Options

STEM Focus Data: (Tracking STEM using the following measures)

- High school graduates' postsecondary continuation in STEM programs
- AA Degree earner continuation in STEM Bachelor Degree programs

Goal 2 – Seamless Articulation and Maximum Access

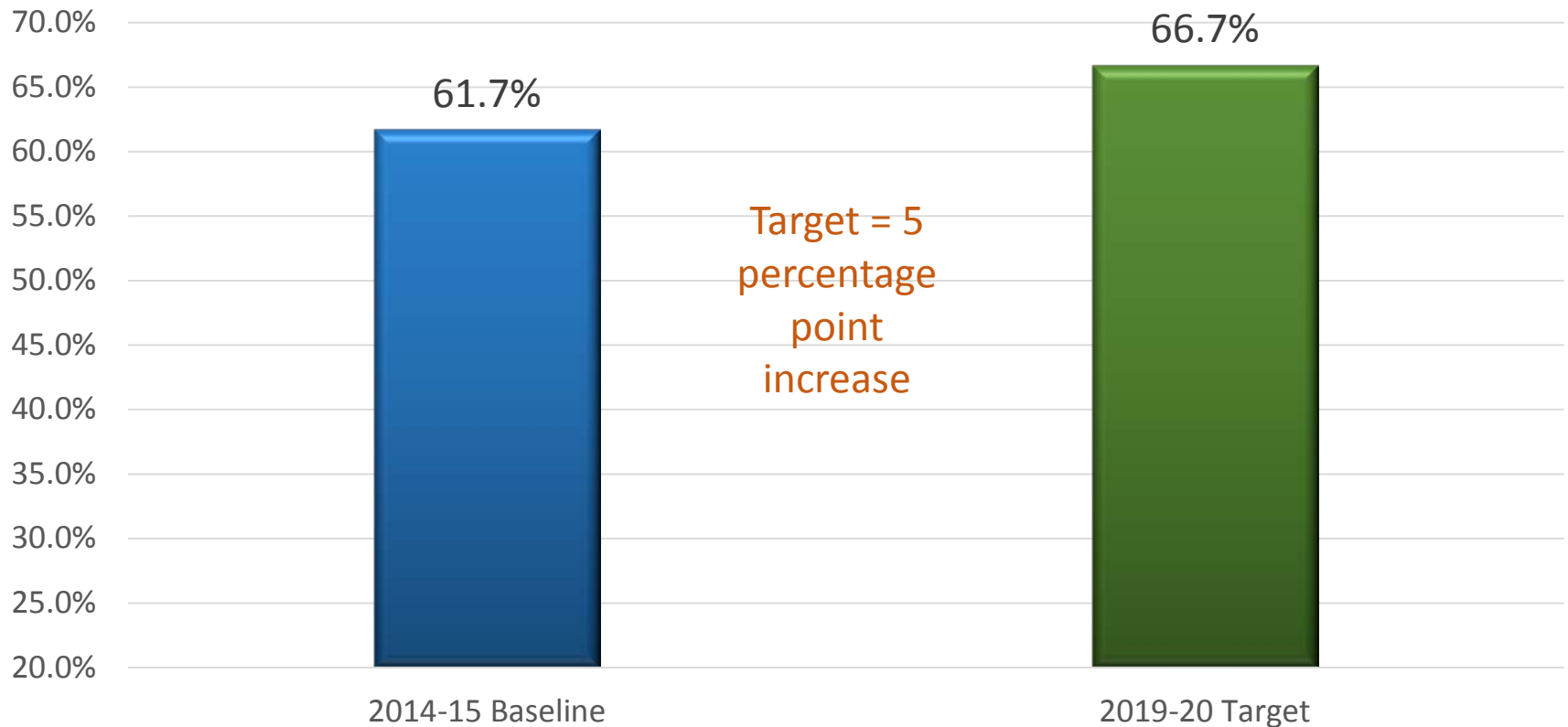
Metric 1: Postsecondary Continuation Rate



Note: Percent of high school graduates who enroll in postsecondary

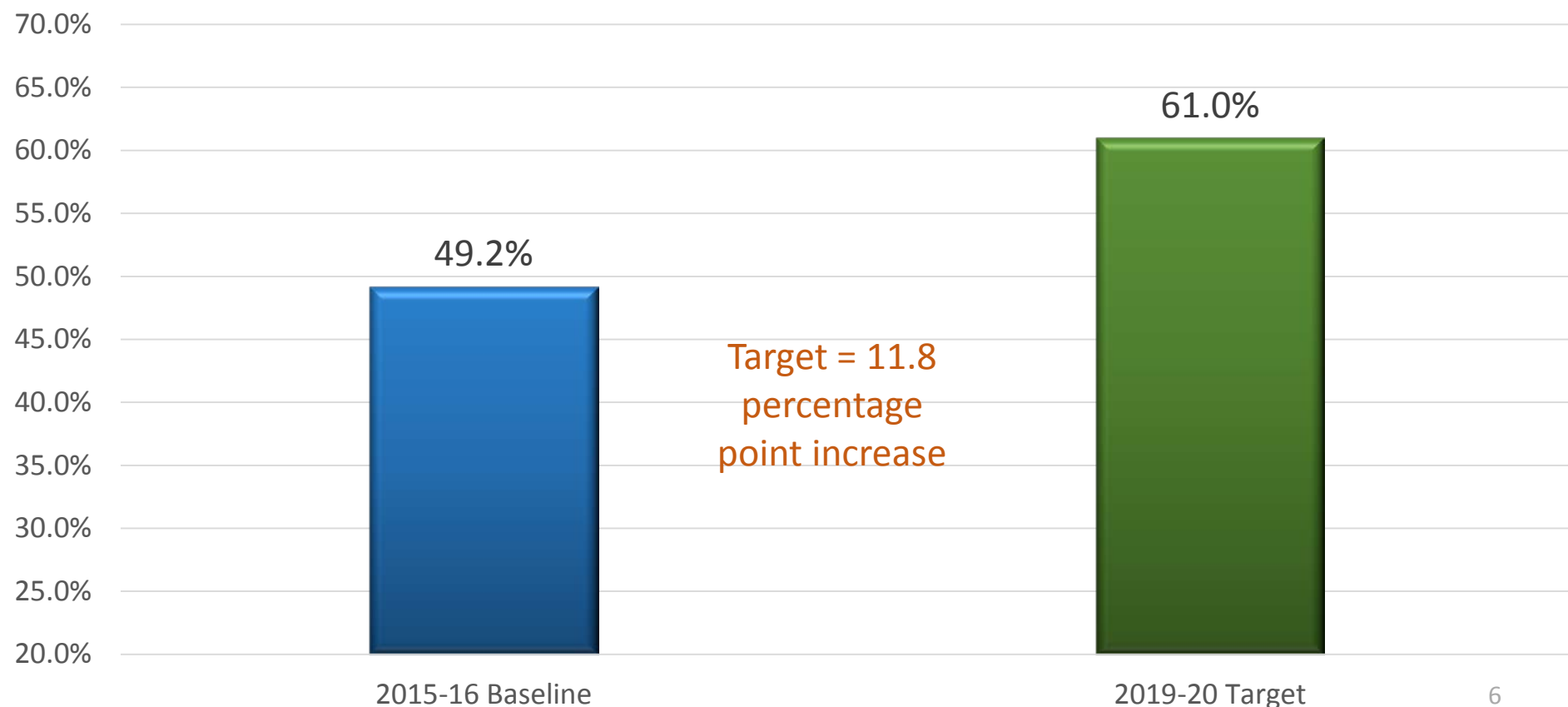
Goal 2 – Seamless Articulation and Maximum Access

Metric 2: AA Degree Earners Articulating to Bachelor Programs (FCS, SUS, ICUF)



Goal 2 – Seamless Articulation and Maximum Access

Metric 3: Access to High-Quality K-12 Educational Options
Percentage of Students Enrolled in “A” or “B” Schools





www.FLDOE.org



www.FLDOE.org