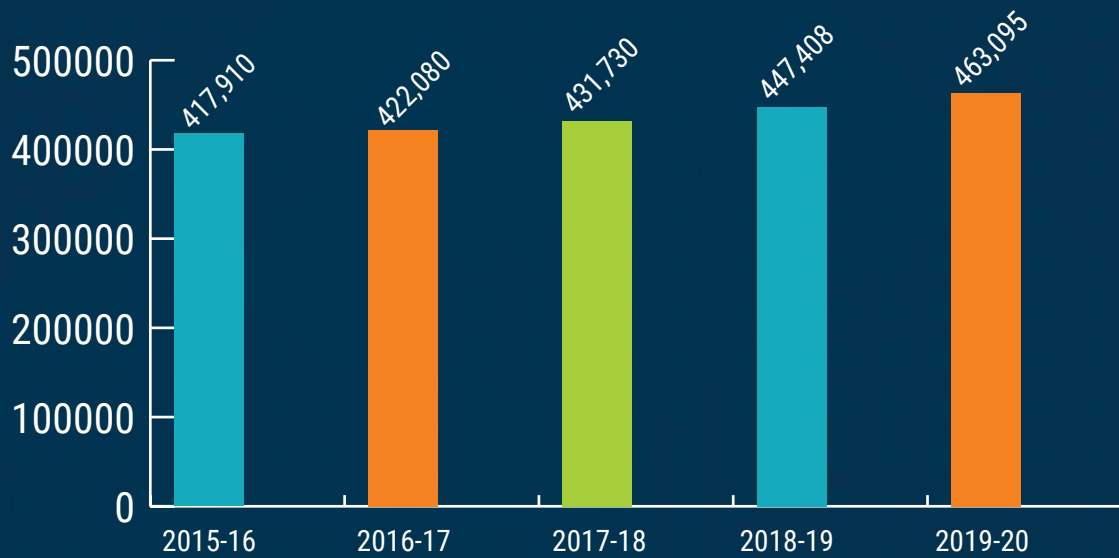


FLORIDA COLLEGE CAREER AND ADULT EDUCATION SUMMARY 2019-2020

STUDENTS ENROLLED IN SECONDARY JOB PREPARATORY PROGRAMS

According to section 1003.01(4)(b), Florida Statutes, job preparatory programs offer “instruction in the competencies that prepare students for effective entry into an occupation, including diversified cooperative education, work experience, and job-entry programs that coordinate directed study and on-the-job training.”

FOUR-YEAR JOB PREPARATORY PROGRAM ENROLLMENT TREND



*Includes students enrolled in either a job prep or STEM program

Source: FLDOE data.

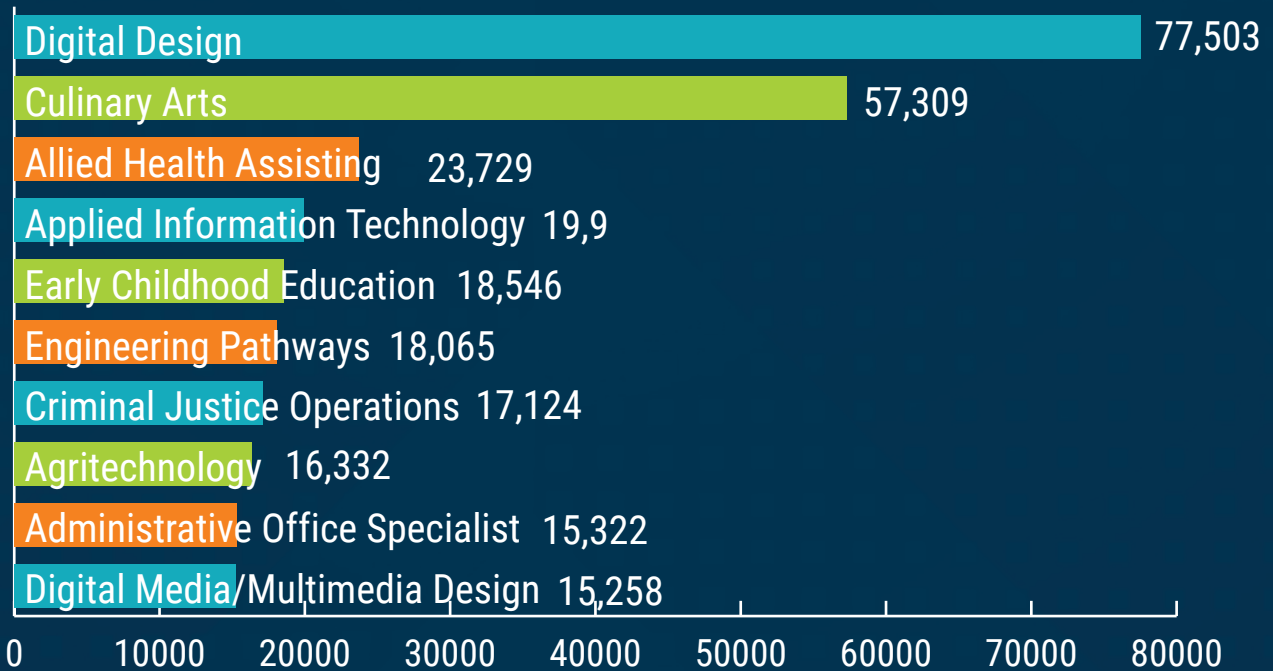
TOP TEN DISTRICT JOB PREPARATORY PROGRAM HEADCOUNT* (2019-20)

District	Headcount
Miami-Dade	50,641
Broward	47,628
Orange	33,618
Hillsborough	31,788
Palm Beach	29,717
Polk	20,919
Lee	16,837
Pinellas	16,833
Duval	15,144
Volusia	13,610

*Headcount includes students enrolled in either a job prep or STEM program.

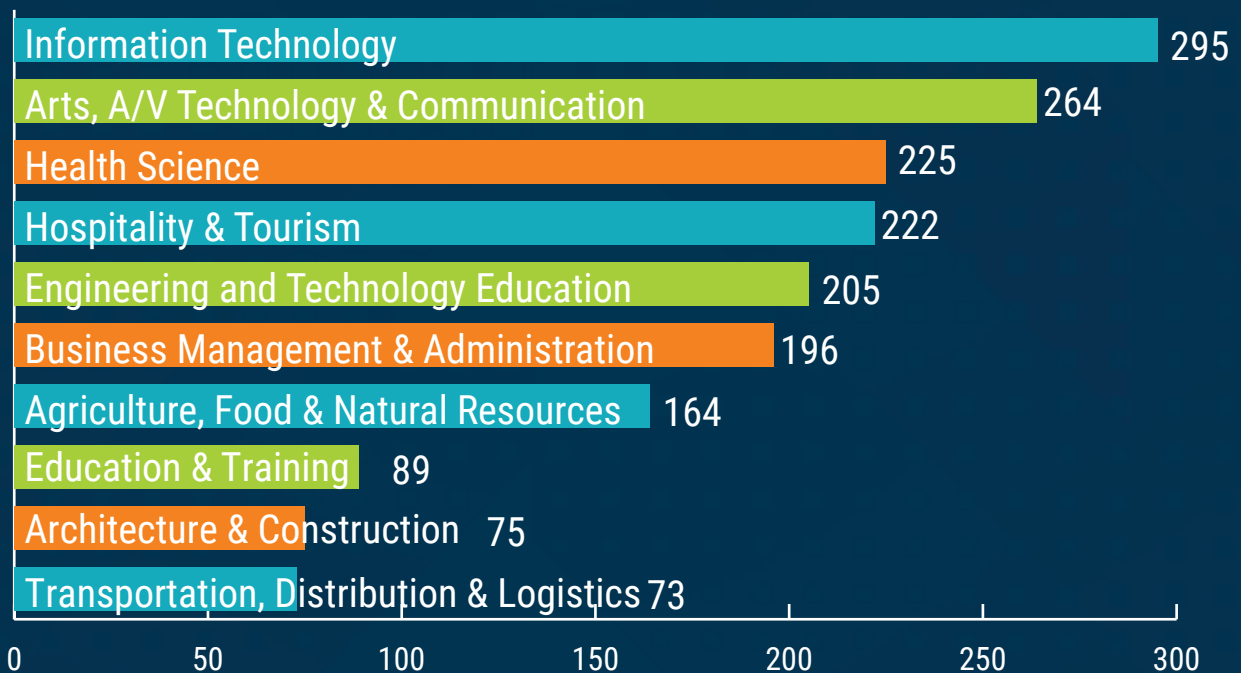
Source: FLDOE data

TOP TEN JOB PREPARATORY PROGRAM ENROLLMENT (2019-20)



Source: FLDOE data.

TOP TEN JOB PREPARATORY PROGRAM CAREER CLUSTERS (2019-20)



Source: FLDOE data.

CAREER AND PROFESSIONAL EDUCATION ACT PARTICIPATION AND INDUSTRY CERTIFICATION

According to section 1003.493, Florida Statutes, Career and Professional Academies are research-based programs that integrate a rigorous academic curriculum with an industry-specific curriculum aligned directly to priority workforce needs established by regional workforce boards. A career-themed course is a course or a course in a series of courses that leads to an industry certification on the Industry Certification Funding List. They are designed to have an industry specific curriculum aligned to priority workforce needs established by regional workforce boards or the Florida Department of Economic Opportunity. CAPE Participants are students who were enrolled in either a registered academy or career-themed course.

- Registered academies: 1,703 (high school); 304 (middle school)
- Registered career-themed courses: 15,382
- Students enrolled in at least one Career and Professional Academy/Career-Themed Course: 491,623
- CAPE participants who earned at least one industry certification: 74,295

TOP TEN INDUSTRY CERTIFICATIONS EARNED BY CAPE PARTICIPANTS

Industry Certification	Number of Certifications Earned
Adobe Certified Associate (ACA) - Photoshop (Creative Cloud 2015 or later)	15,423
Microsoft Office Specialist (MOS) Bundle Certification (3 of 6)	12,671
Certified Internet Web (CIW) Internet Business Associate	8,898
Certified Food Protection Manager (ServSafe®)	4,681
Adobe Certified Associate (ACA) - Illustrator	3,817
Adobe Certified Associate (ACA) - Premiere Pro	2,637
Adobe Certified Associate (ACA) - InDesign	2,478
Adobe Certified Associate (ACA) - Dreamweaver	3,087
Autodesk Certified User - Inventor	1,824
Agriculture Associate Certification	1,947

Source: Career and Professional Academy Enrollment and Performance Report, 2019-20

PERFORMANCE BY CAPE PARTICIPATION¹ AND INDUSTRY CERTIFICATION ATTAINMENT, 2019-20, GRADES 9-12 ONLY

Performance Indicator	Non-CAPE Participants: No Certification	CAPE Participants: No Certification	Non-CAPE Participants: Certification	CAPE Participants: Certification	All High School Students: Certification	All High School Students: No Certification
Average GPA	2.83	2.81	3.06	3.19	3.19	2.83
Chronically Absent	16.2%	15.6%	18.3%	7.3%	8.2%	16.0%
At Least One Disciplinary Action	9.3%	11.0%	7.2%	4.6%	5.0%	9.9%
Dropout Rate	2.0%	0.7%	0.1%	0.1%	0.1%	1.5%
12th Graders Earning Standard Diploma	74.7%	85.9%	87.1%	95.8%	95.1%	77.4%
At Least One Accelerated Course	39.2%	37.8%	53.4%	54.4%	54.4%	37.9%
Bright Futures Eligible Seniors (18/19)						

Source: Career and Professional Academy Enrollment and Performance Report, 2019-20

DROPOUT RATE BY CAPE PARTICIPATION, 2019-20

Grade Level	CAPE Participants: Dropout	Total	Non-CAPE Participants: Dropout	Total
9	332	117,215	1,566	122,798
10	467	101,367	1,853	132,600
11	379	92,632	2,013	124,740
12	705	92,968	3,888	129,064
Total:	1,883	404,182	9,320	509,202
Percentage:	0.47%		1.83%	

Source: Career and Professional Academy Enrollment and Performance Report, 2019-20

Non-CAPE participants were over three times more likely to drop out than their CAPE participant counterparts in the 2019-20 school year.

¹ Includes students enrolled in either a registered academy or career-themed course. Enrollment is unduplicated to the district and student. Students are counted more than once if they are reported in more than one district during the academic year.