

# FLORIDA COLLEGE

## CAREER, TECHNICAL AND ADULT EDUCATION 2020-2021 SUMMARY

### DISTRIBUTION OF PROGRAMS

**28**

Institutions with  
Career, Technical and  
Adult Education

**28**

Institutions with Associate in Science/Associate in Applied Science.

**26**

Institutions with career certificate programs.

**13**

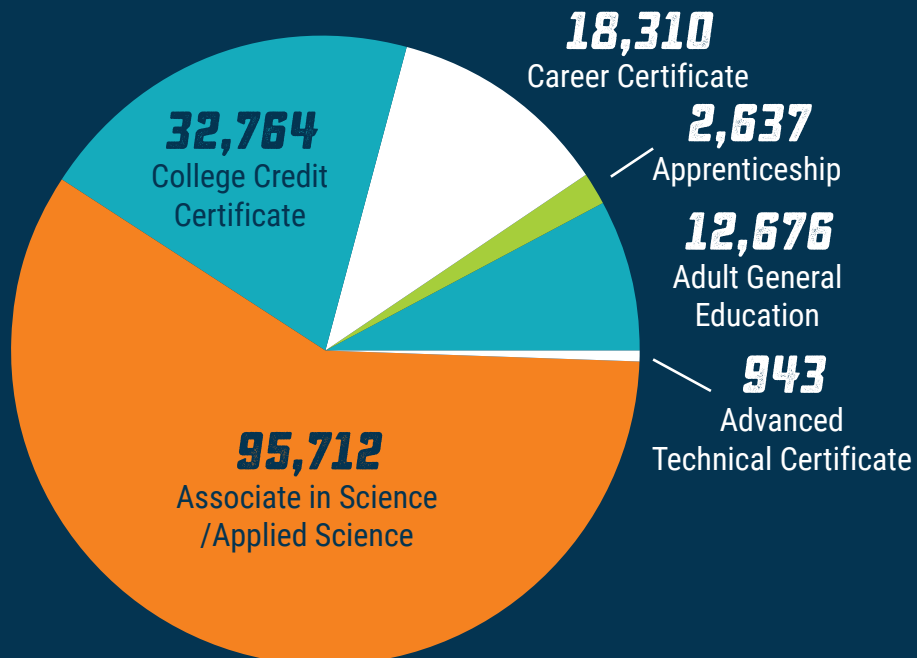
Institutions with adult general education (AGE) programs.

**11**

Institutions with apprenticeship programs.

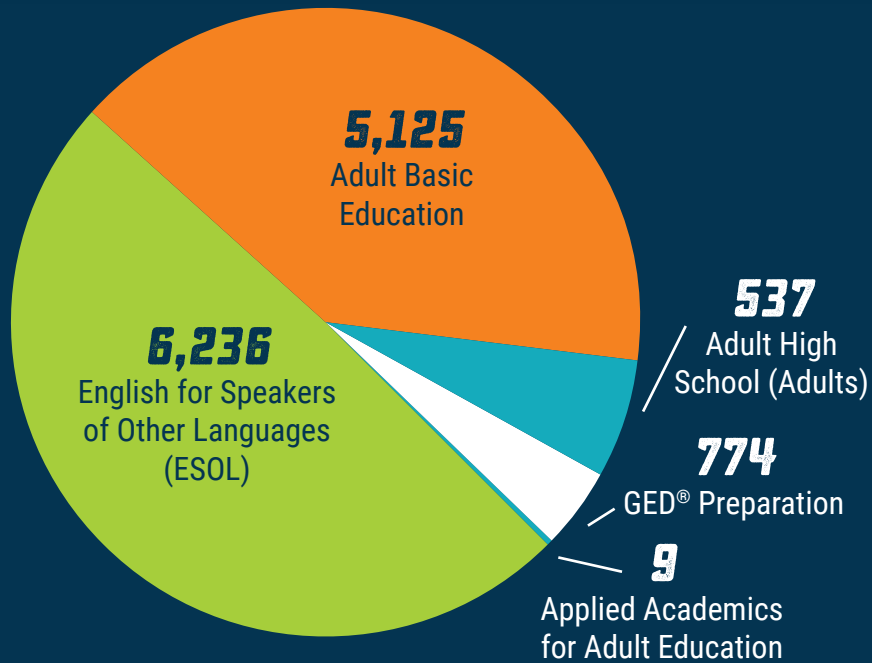
### STATEWIDE FLORIDA COLLEGE CAREER, TECHNICAL AND ADULT EDUCATION HEADCOUNT BY PROGRAM AREA

**TOTAL =  
163,042**



## STATEWIDE FLORIDA COLLEGE ADULT GENERAL EDUCATION HEADCOUNT BY PROGRAM<sup>1</sup>

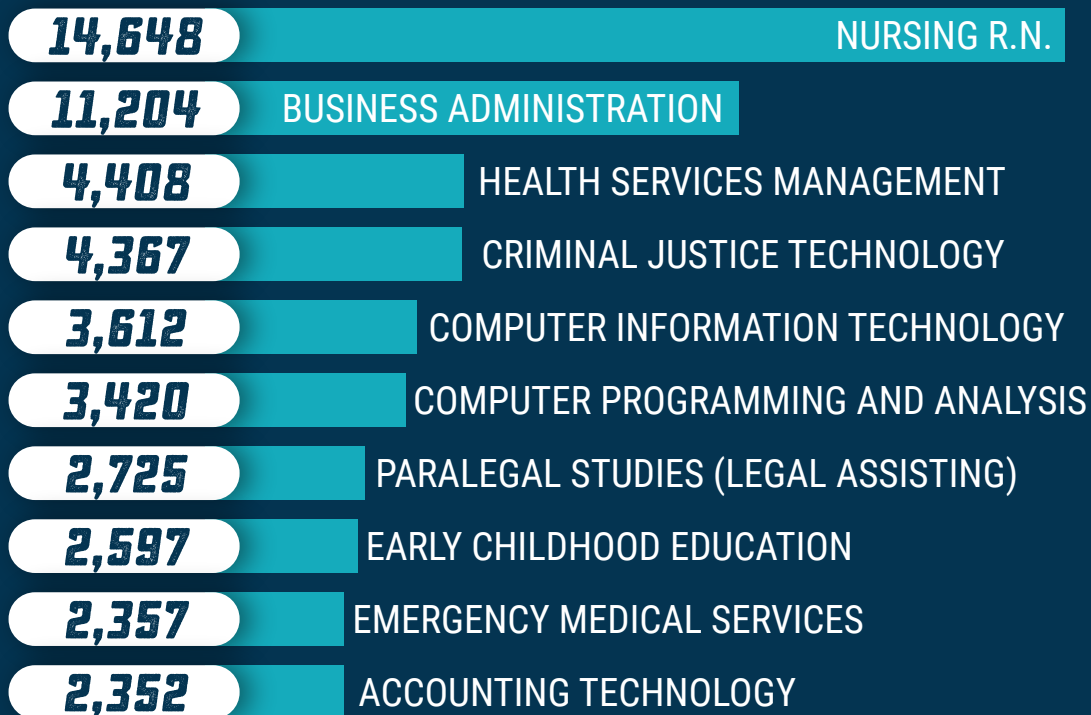
**TOTAL =  
12,681**



Source: FLDOE data

<sup>1</sup>Students may have been enrolled in more than one program. Because of the duplication, the total enrollment in this chart is larger than the Adult General Education enrollment in the previous chart.

## TOP TEN FLORIDA COLLEGE ASSOCIATE IN SCIENCE/APPLIED SCIENCE PROGRAM ENROLLMENTS



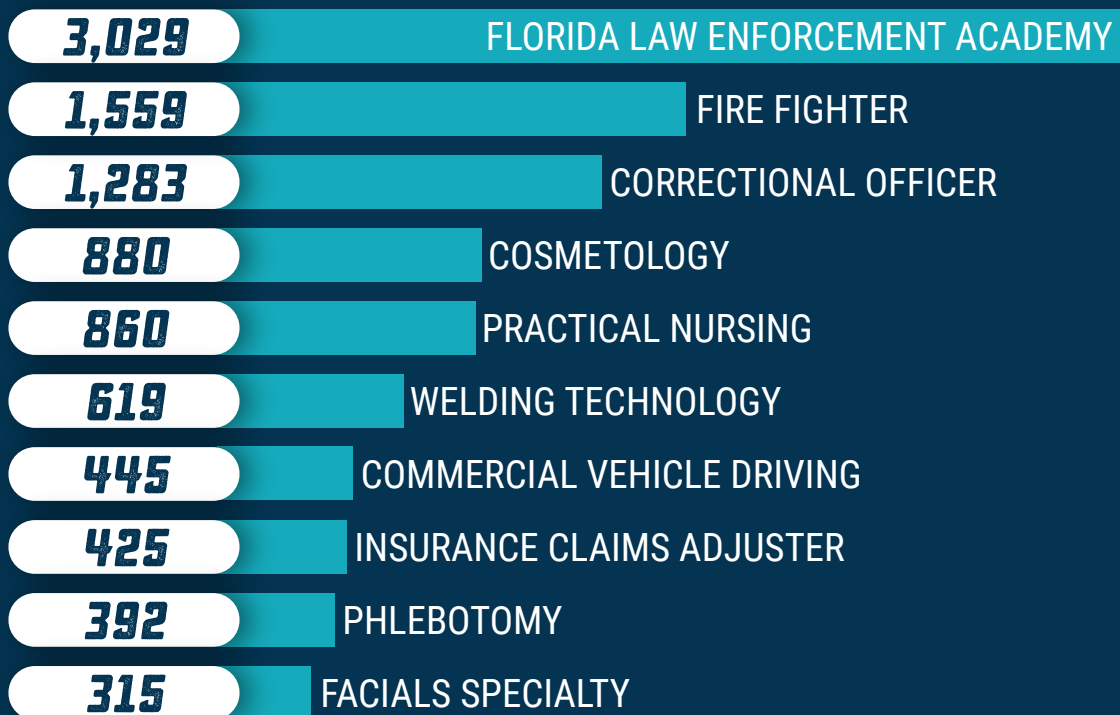
Source: FLDOE data

## TOP TEN FLORIDA COLLEGE CREDIT CERTIFICATE/APPLIED TECHNOLOGY DIPLOMA PROGRAM ENROLLMENTS



Source: FLDOE data

## TOP TEN FLORIDA COLLEGE CAREER CERTIFICATE PROGRAM ENROLLMENTS



Source: FLDOE data

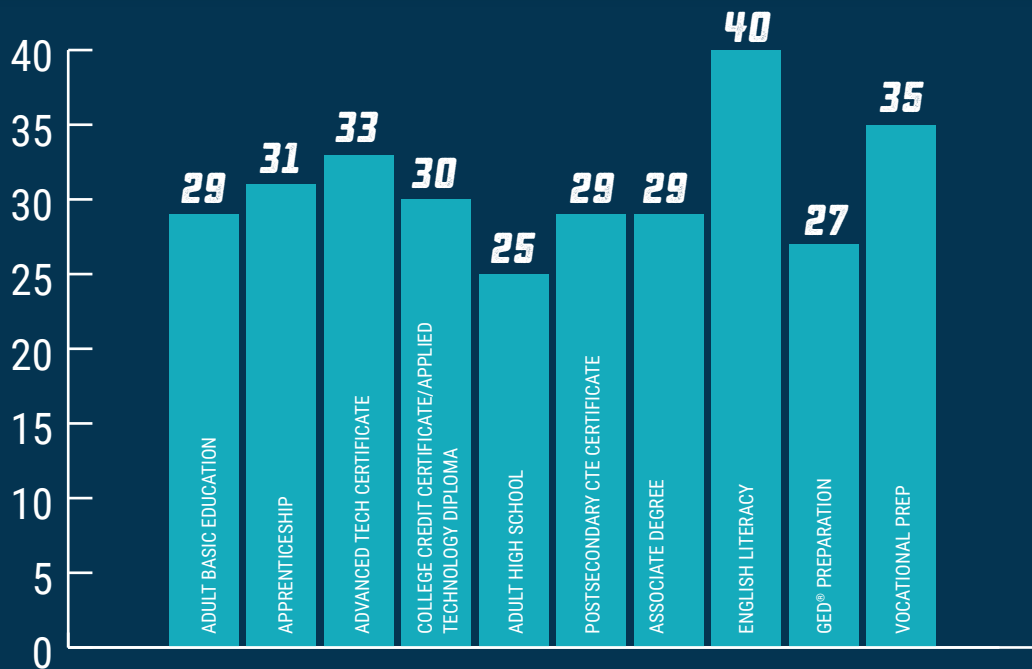
## GENDER AND RACE/ETHNICITY DISTRIBUTION BY FLORIDA COLLEGE CAREER, TECHNICAL AND ADULT EDUCATION PROGRAM AREA<sup>2</sup>

DISTRICT WORKFORCE EDUCATION PROGRAM AREA	GENDER		RACE/ETHNICITY						
	FEMALE	MALE	AFRICAN AMERICAN	AMERICAN INDIAN	ASIAN	HISPANIC	PACIFIC ISLANDER	WHITE	MULTI-RACIAL
ADULT GENERAL EDUCATION	69%	31%	18%	<1%	3%	54%	<1%	21%	2%
CAREER CERTIFICATE & APPRENTICESHIP	34%	66%	21%	<1%	1%	24%	<1%	48%	3%
COLLEGE CREDIT CERTIFICATES & APPLIED TECHNOLOGY DIPLOMAS	53%	47%	18%	<1%	3%	35%	<1%	37%	3%
ASSOCIATE IN SCIENCE/APPLIED SCIENCE	59%	41%	18%	<1%	3%	30%	<1%	42%	3%
ADVANCED TECHNICAL CERTIFICATE	64%	36%	17%	<1%	5%	26%	<1%	45%	3%

Source: FLDOE data

<sup>2</sup>Students whose race or gender is not reported in the Florida College Student Database are excluded from percentage calculations. Data for EAP Vocational Preparations, part of Adult General Education data, was not available at the time of this publication.

## AVERAGE AGE OF STUDENTS BY FLORIDA COLLEGE CAREER, TECHNICAL AND ADULT EDUCATION PROGRAM AREA<sup>3</sup>



Source: FLDOE Data

<sup>3</sup>Data for Applied Academics for Adults with Disabilities was not available at the time of this publication