

Attachment 12: COL Accountability Plan Progress Report

Polk Community College  
Chain of Lakes (COL)  
Collegiate Charter High School

Renewal Accountability Plan Progress Report

*Performance related to COL Collegiate Charter High School Accountability Plan  
Goals*

Submitted October 2008

Bridget Fetter, Director  
PCC Chain of Lakes Collegiate Charter High School  
999 Avenue H NE  
Winter Haven, Florida 33881-4299  
Telephone: 863-297-1010 Ext. 6188

## Introduction

The Polk Community College (PCC) Chain of Lakes (COL) Collegiate Charter High School, hereafter referred to as COL, was established in 2006. The school's first Accountability Plan was drafted in May 2007 and updated in July 2007. This document lists the COL Accountability Plan goals, indicators of progress and baseline data related to each goal.

The COL Accountability Plan has ten goals, only one for which performance was not met in the 2007-2008 school year. This progress report provides performance information related to every goal. For goal 6, not met in 2007-2008, this document also provides a list of strategies being used to ensure that the goal will be met in the future.

Graphs are used as appropriate to illustrate performance in relation to each goal.

## Accountability Plan Goals

**Goal One: The majority of COL students will earn college credits upon high school graduation.**

### **Performance Met**

Indicators of Progress:

- 85% or more of COL criminal justice academy students will be completers of the 17 credit hour program of study as documented on the PCC transcript.
- 85% or more COL information systems academy students will be completers of the 36 credit hour program of study as documented on the PCC transcript.
- 85% or more of COL A.A. or Allied Health (AH) students will have earned 30 or more college credits upon high school graduation as documented on the PCC transcript.

**Baseline:** There was no baseline data for this goal in 2006-2007 since no class had graduated.

**Performance:** As of June 2008, outcomes for the first graduating class are as follows:

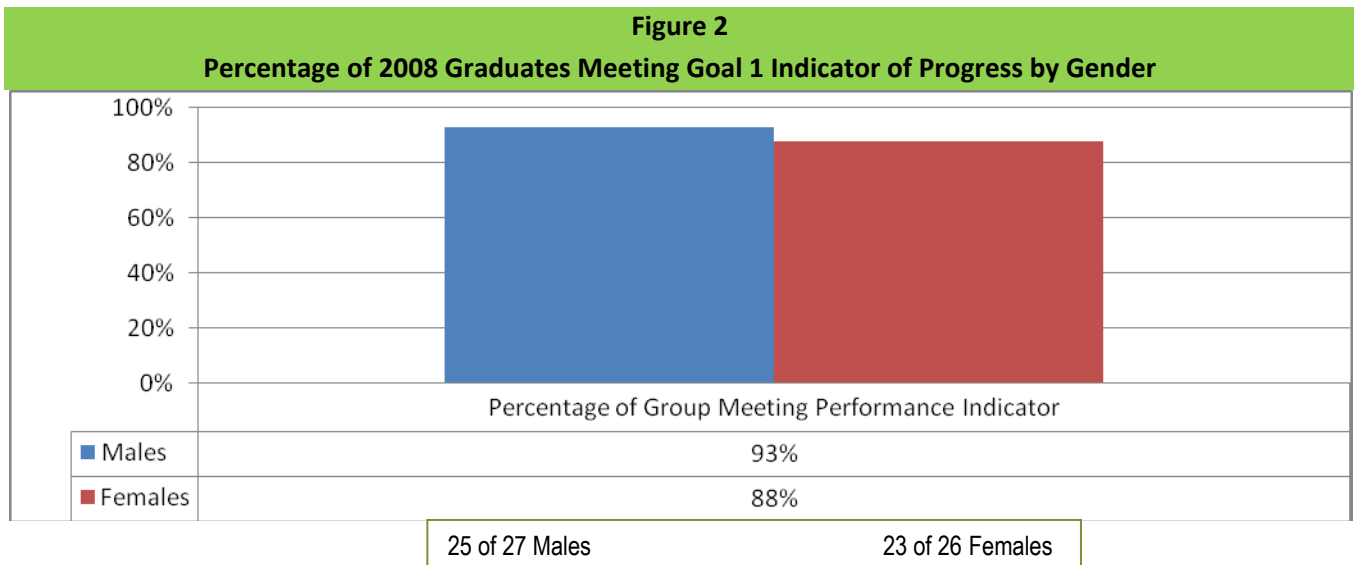
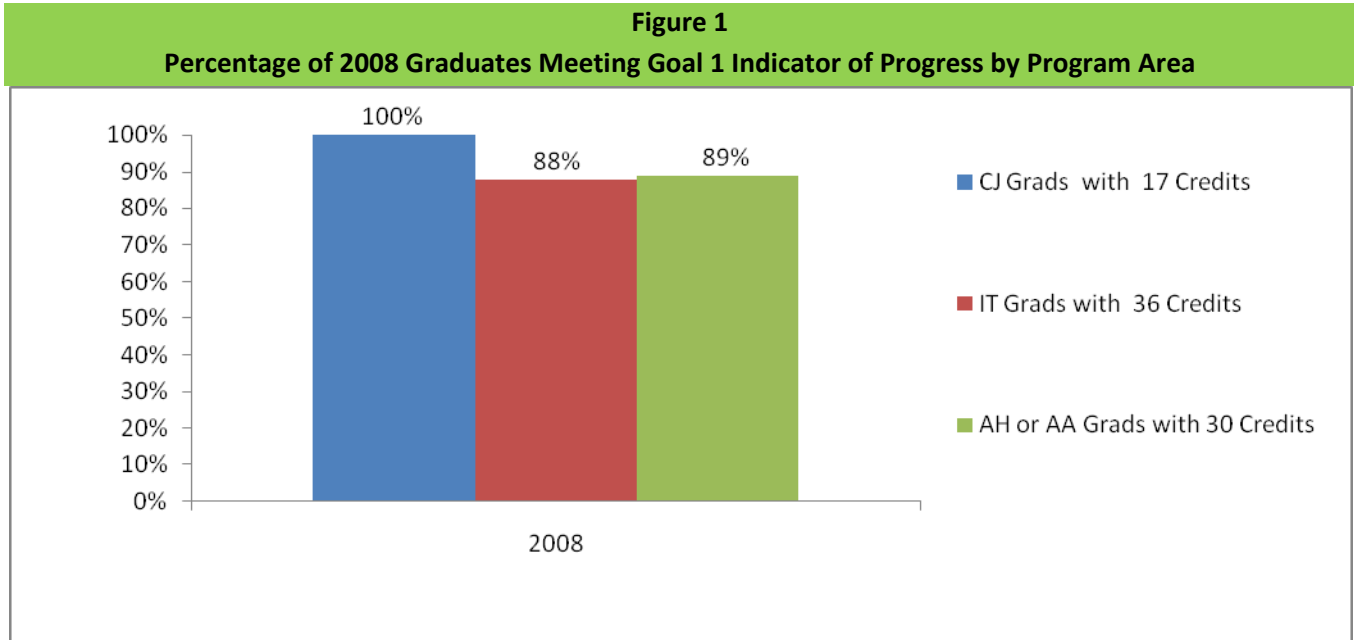
- Seven of seven or 100% of criminal justice academy graduates had earned 17 or more credits in their program of study.
- Seven of eight or 88% of information technology graduates who had been in the program for two years had earned 36 or more college credits in their program of study.
- Thirty-four of 38 or 89% of allied health and A.A. graduates who had been enrolled at the COL for the full two years earned 30 or more college credits by the time of high school graduation.

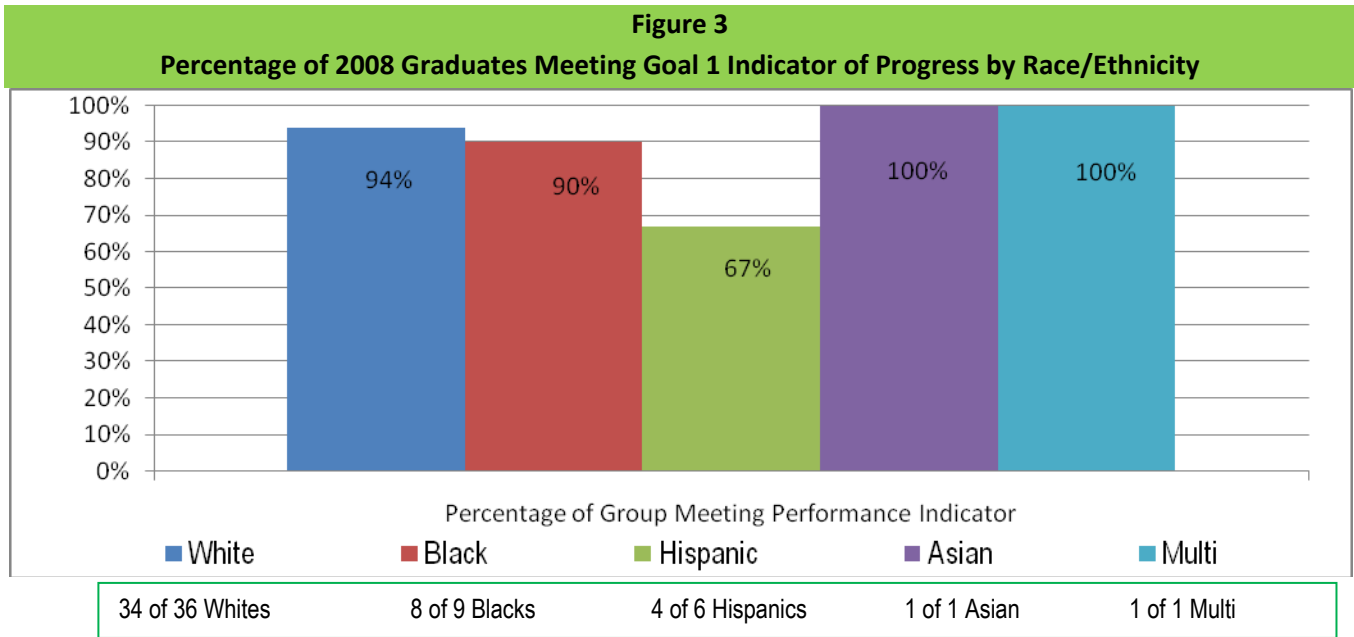
**Documentation:** COL database

**Note:** *Only 53 of 86 graduates in 2008 had been at COL for two complete school years because of the process of school start-up. Performance of those students is reported above. However, reporting on this goal will encompass a larger percentage of the graduating class in future years. Approximately 100 of the current 118 seniors will have*

been enrolled two years at the time of their graduation in June 2009. Additionally, the newly enrolled junior class (August 2008) has 121 students. By June 2010, most graduates should have been enrolled the full two years.

Figures 1 through 3 show the percentage of students meeting the Goal 1 indicator of progress, demonstrating success by program area, by gender and by race/ethnicity. The raw numbers underlying Figure 1 are included in the performance as listed above. Raw numbers for Figures 2 and 3 are listed within the appropriate figure.





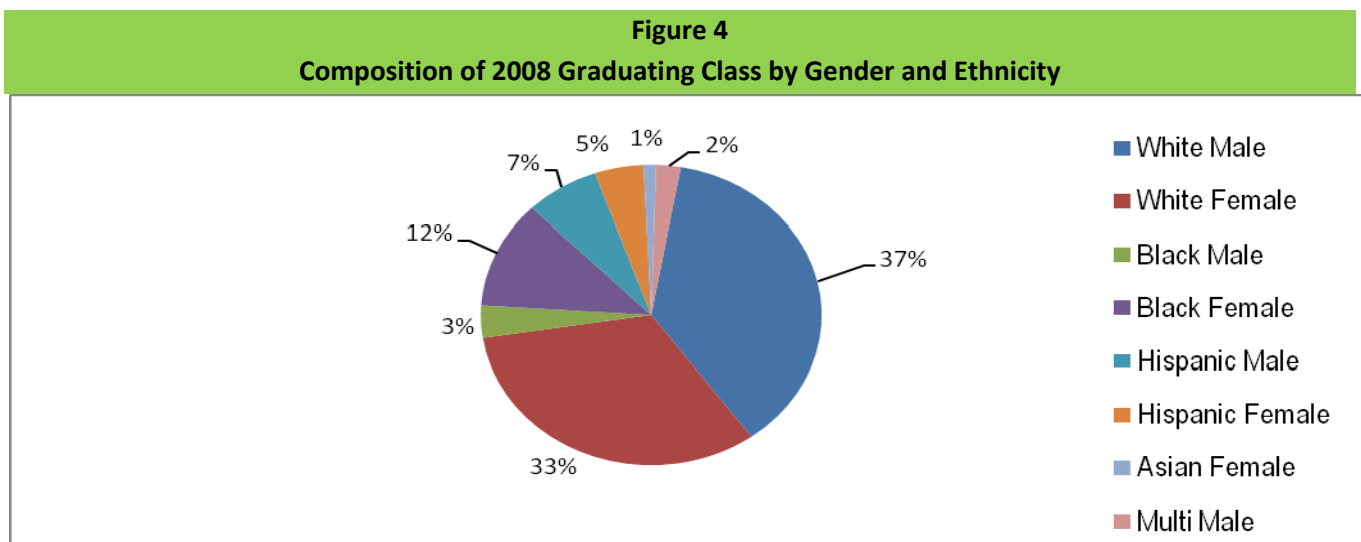
**Goal Two:** The COL will maintain a high graduation rate. **Performance Met**

**Indicator of Progress:** 90% or more of COL students will meet high school graduation requirements by their projected graduation date annually as evidenced on each student’s graduation requirements completed information, housed on the district’s student information system.

**Baseline:** Data not available as school year 2007-2008 was the first year the school had graduating seniors.

**Performance:** In 2008, 86 of 87 or 99% of COL twelfth grade enrollees graduated on time. The one student who did not graduate on time is a black female.

**Documentation:** COL database



In 2008, 29% of the graduating class was designated as economically disadvantaged. All economically disadvantaged students in the senior class graduated on time. Economically disadvantaged students are those who qualify for free or reduced lunch.

**Goal Three: The Technology Academy COL students will successfully earn industry certification in their area of study. Performance Met**

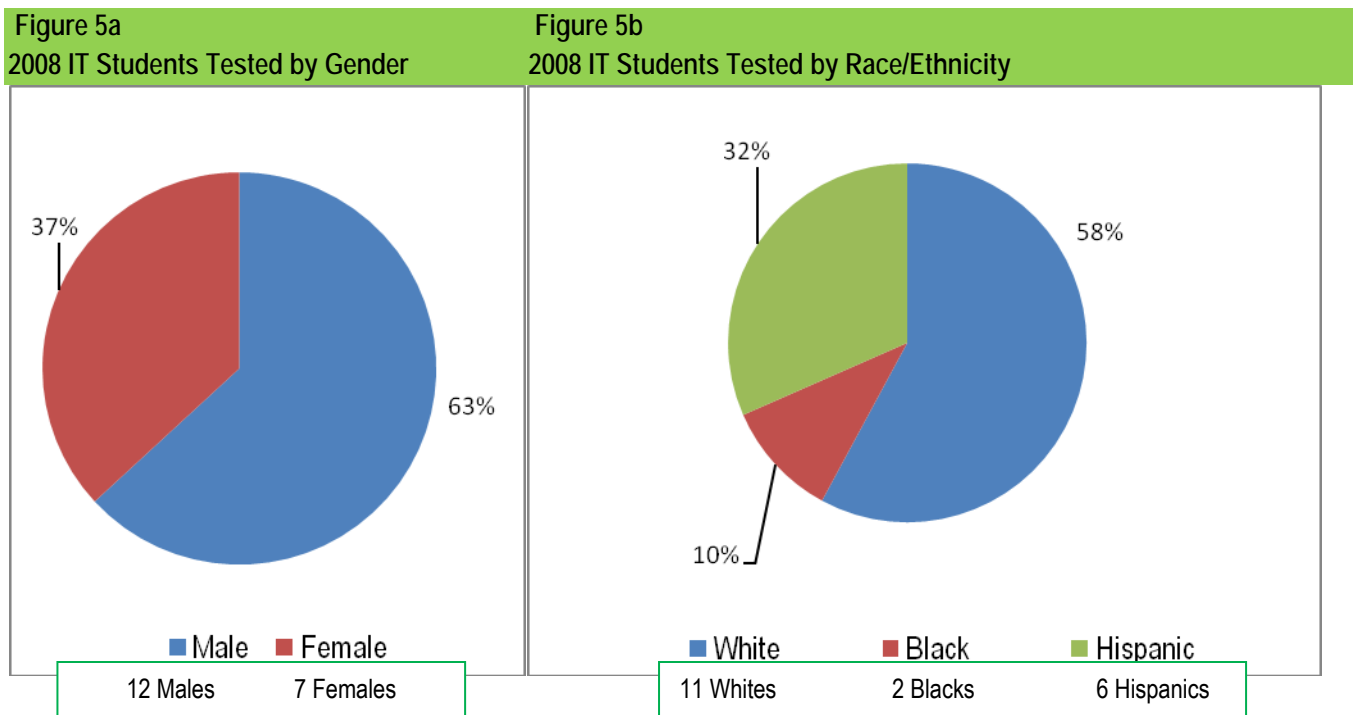
**Indicator of Progress:** Annually, 70% or more of COL Information Systems Academy students will earn passing scores on industry certification examinations as documented by the following tests: CompTIA A+ Essentials, CompTIA A+ 220-602, Microsoft 70-306, CompTIA Project+, Microsoft 70-305

**Baseline:** Data not available as school year 2007-2008 was the first year the school had seniors.

**Performance:** In the 2007-2008 school year, 19 of 19 students tested (100%) earned industry certification as measured by CompTIA A+ Essentials and CompTIA A+ 220-602 (two separate exams). Nine of these 19 students (47%) are economically disadvantaged.

**Documentation:** Information technology program record

Figures 5a and 5b show group composition by both gender and race/ethnicity.



**Goal Four: COL students will demonstrate college level reading ability at the time of graduation. Performance Met**

**Indicators of Progress:** At high school graduation, 90% or more of COL students will demonstrate college level reading ability in one of the following ways:

1. Achieve scores of 83 or higher on the College Placement Test (CPT) in the areas of Reading and Sentence Skills
2. Earn a score higher than 440 on the SAT critical reading or a score of 18 on the ACT reading.

Baseline: Data not available as school year 2007-2008 was the first year the school had graduates.

Performance: Eighty-four of 86 or 98% of the 2008 graduates demonstrated both college level reading and sentence skills ability at the time of graduation as indicated by performance on the College Placement Test (CPT).

Documentation: PCC and COL records

*Note: While the Accountability Plan provides for students to demonstrate college reading through performance on either the SAT or ACT if it is not demonstrated through CPT scores, the two students who did not show mastery on the CPT also scored below the projected mastery scores on both the SAT and ACT. However, the goal calls for 90% of students to demonstrate college level reading and that outcome was clearly met.*

The two students who failed to pass both CPT reading and sentence skills by the time of graduation are both black females. When examining performance on CPT reading and sentence skills by both race and gender, we see the following:

- 100% of males and 95% of females met the indicator of progress.
- 85% of blacks and 100% of whites, Hispanics, Asians, and multi-ethnic groups met the indicator of progress.
- 96% of free and reduced lunch students and 98% of other students met this performance indicator.

**Goal Five: COL students will demonstrate college level mathematics ability upon high school graduation.**

#### **Performance Met**

Indicators of Progress: At high school graduation, 85% or more of COL students will demonstrate college level math ability in one of the following ways:

4. Achieve a score of 72 or higher on the math portion of the College Placement Test.
5. Earn a score higher than 440 on the SAT math or a score of 19 on the ACT math.  
(A score of 72 on the CPT is the cut score for taking college credit courses. The ACT/SAT scores listed in #2 above are College Board equivalent scores with the CPT for math.)

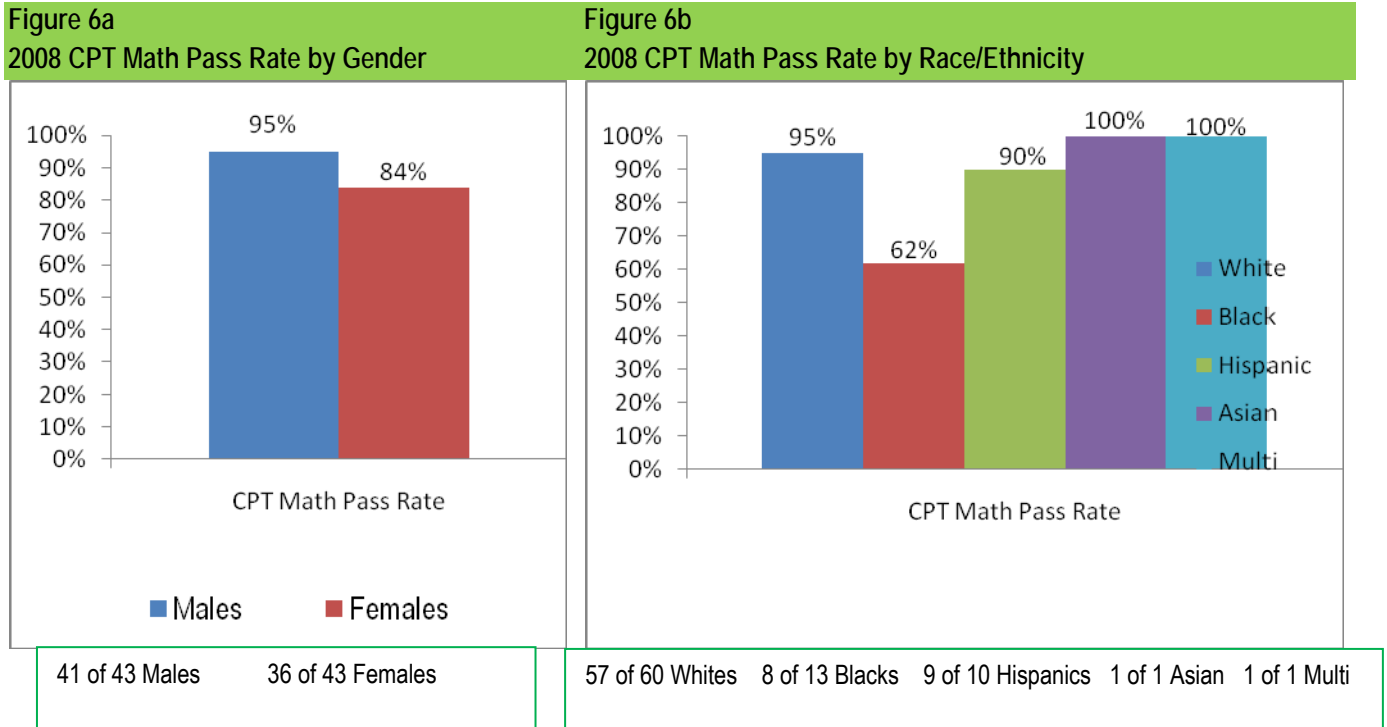
Baseline: Data not available as school year 2007-2008 was the first year the school had graduates.

Performance: 77 of 86 or 90% of the 2008 graduates demonstrated mathematics ability at the time of graduation as indicated by individual performance on either the CPT or the SAT.

Documentation: PCC and COL records

Nine of the 2008 graduates failed to pass the math portion of the CPT by the time of graduation. Seven of those students are females while only two are male. Five are black, three are white and one is Hispanic. Additionally,

80% of the economically disadvantaged graduates met this performance indicator while 93% of the rest of the graduate population did so. Figures 6a and 6b reflect pass rate by gender and by race/ethnicity.



**Goal Six: COL students will show mastery of science Sunshine State Standards through FCAT scores.**  
**Performance Met in 2007 but Not in 2008**

Indicator of Progress: Annually, 51% of COL students will achieve Level 3 or higher on the grade 11 FCAT Science.

Baseline: In 2007, 75% of COL students scored level 3 or higher on the grade 11 FCAT Science administered in March 2007

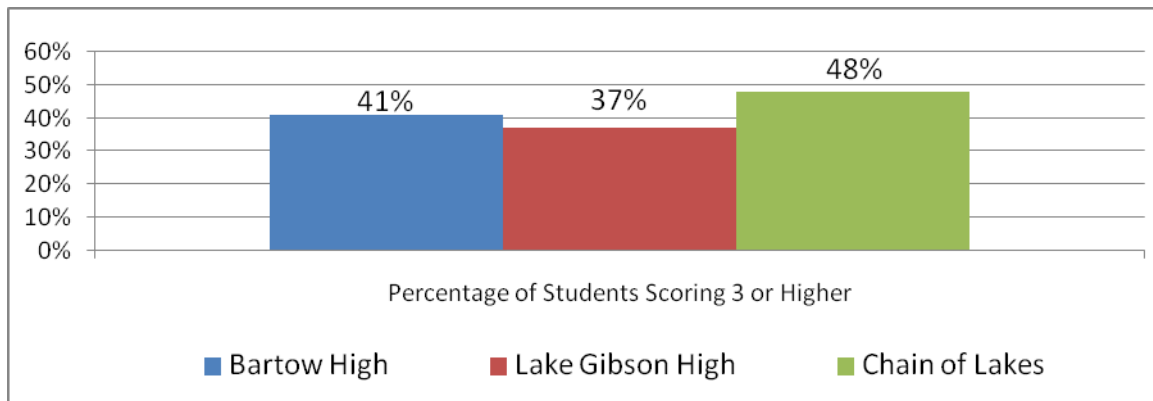
Performance: In 2008, 48% of COL students scored level 3 or higher on the grade 11 FCAT Science administered in March 2008. This group of 108 students did not meet the COL performance goal.

Documentation: Florida Department of Education reports

While the COL did not meet the performance outcome for this goal, the school had the second highest mean score in the district (second to only PCC's Lakeland CHS) and is one of two schools in the district that are in the top 100 mean high school scores in the State. Additionally, the percentage of COL students scoring at 3 or higher on the grade 11 FCAT Science in the spring of 2008 (48%) is higher than all but one other school in Polk County.

Performance of COL and that of its comparable schools are reflected in Figure 7 below.

**Figure 7**  
**Performance of COL and Its Comparable Schools on the March 2008 FCAT Science**  
**(Percentage of Students Tested who Scored 3 or Higher)**



**What will be Done to Meet:** In 2007, COL students exceeded the indicator of progress as 75% of juniors scored 3 or higher on the grade 11 FCAT Science administered in March 2007. While school personnel cannot identify any changes in instructional practices that were implemented between the 2006-2007 and the 2007-2008 school years, they are initiating several strategies in 2008-2009 that are designed to improve performance on FCAT Science when it is administered in March 2009.

Strategies being implemented to ensure that the goal and its new “indicator of progress” will be met are as listed below:

- Between August and December 2008, every COL junior will participate in 15 days (90 minutes per day) of concentrated instruction focused on the FCAT Science.
- Each of the COL’s high school instructors will infuse FCAT Science materials into their curriculum between January and March of 2009. They will use review packets with sample test materials provided by the Florida Department of Education.

Note: The “indicator of progress” for this goal is being adjusted in the new COL Accountability Plan. New wording is as follows: *For each of the next three school years, the percentage of COL students who score Level 3 or higher on the grade 11 FCAT Science will increase by one percent and then will be maintained at 51% for future years with performance for each year as follows:*

- 2009 = 49%
- 2010 = 50%
- 2011 and thereafter = 51%

**Goal Seven: COL will operate with sound financial principles. Performance Met**

**Indicator of Progress:** COL will have an unreserved/unrestricted fund balance of 5% of annual revenue as evidenced on the annual financial audit.

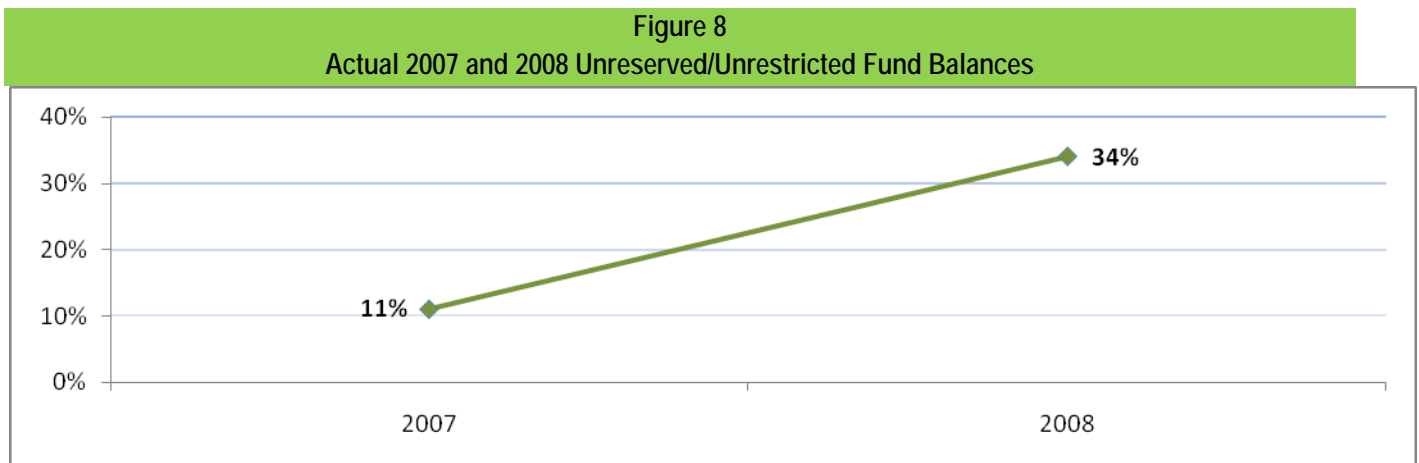


**Baseline:** The COL’s annual revenue for 2007, as stated in the auditor’s report, was \$974,874. Operating expenses were \$870,140. The resulting net assets or unreserved/unrestricted fund balance was \$104,734 or almost 11% of the 2007 annual revenue.

**Performance:** The COL’s annual revenue for 2008, as stated in the auditor’s report, was \$1,427,180. Operating expenses were \$1,049,558. The difference is \$377,622. When \$104,734 (the 2007 fund balance) is added, the resulting net assets or unreserved/unrestricted fund balance for 2008 is \$482,356 or 34% of the 2008 annual revenue.

**Documentation:** 2007 report from Independent Auditor, G.T. Nunez & Associates, P.A . and 2008 report from Independent Auditor, Brynjulfson CPA, P.A.

The goal projection in the Accountability Plan calls for COL to have an unreserved/unrestricted fund balance of 5% of annual revenue as evidenced on the annual financial audit. The COL’s annual revenue for 2007 as stated in the auditor’s report was \$974,874. Operating expenses were \$870,140. The resulting net assets or unreserved/unrestricted fund balance was \$104,734 or almost 11% of the 2007 annual revenue. Performance exceeded the goal projection.




---

**Goal Eight:** COL will have an active and supportive board of directors. **Performance Met**

**Indicator of Progress:** The seven-member board of directors will hold a minimum of four meetings per year (with a quorum of 4 or more in attendance) as evidenced from minutes from those board meetings. At least quarterly, the board of directors will be briefed on the school viability, including but not limited to financial accounts, school success indicators, retention, attendance, behavior, credits earned, and parent/student satisfaction.

**Baseline:** In 2006-2007, eleven meetings were held with a quorum present to review the school viability items listed above.

Performance: In 2007-2008, eleven meetings were held with a quorum present to review the school viability items listed above.

Documentation: PCC District Board of Trustees meeting minutes

The PCC District Board of Trustees (DBOT), composed of seven members, acts as the board of directors for the COL. The DBOT met 11 times per year for the first two years of charter implementation. A quorum was present for every meeting. As of the 2008-2009 school year, the DBOT will meet 10 times annually. Meeting dates are posted on the PCC website, and minutes of past meetings are available upon request.

Current Trustees are as follows:

1. Twyla G. Ely, Chair, is a political and media consultant, who has consulted on numerous political campaigns.
2. Gregory Littleton, Vice Chair, is president and chief executive officer of Citizens Bank & Trust.
3. Dr. Neriah Roberts is Director of the Association of School Based Administrators and Deputy Superintendent of Polk County Schools (retired).
4. Ricardo Garcia is the owner and operator of Gulf Coast Avionics Corp. of Lakeland and Pacific Coast Avionics of Portland, OR. He also is the owner and operator of two other Lakeland businesses: Sunstate Realty Investments Corp. and Polk Home Development Corp.
5. E. S. "Ernie" Pinner is Chairman/President/CEO of CenterState Banks of Florida, Inc.
6. Cindy Ross is a homemaker, community volunteer and a substitute school teacher. She also serves on numerous boards.
7. Martha Santiago is the owner and Executive Director of Ace it!, Tutoring Services. It serves schools in Polk, Osceola and Hardee Counties. She is retired from Polk County Schools where she served as an administrator from 1988 until 2006.

---

Goal Nine: COL stakeholders will reflect their satisfaction with the overall school program. **Performance Met**

Indicators of Progress:

- The average response of parents will be 1.0 or higher (on a scale of -2 - +2) on at least 6 (86%) of the effective school correlates on the Annual Climate Survey.
- The average response of students will be 1.0 or higher (on a scale of -2 - +2) on at least 6 (86%) of the effective school correlates on the Annual Climate Survey.

Baseline: 2007-

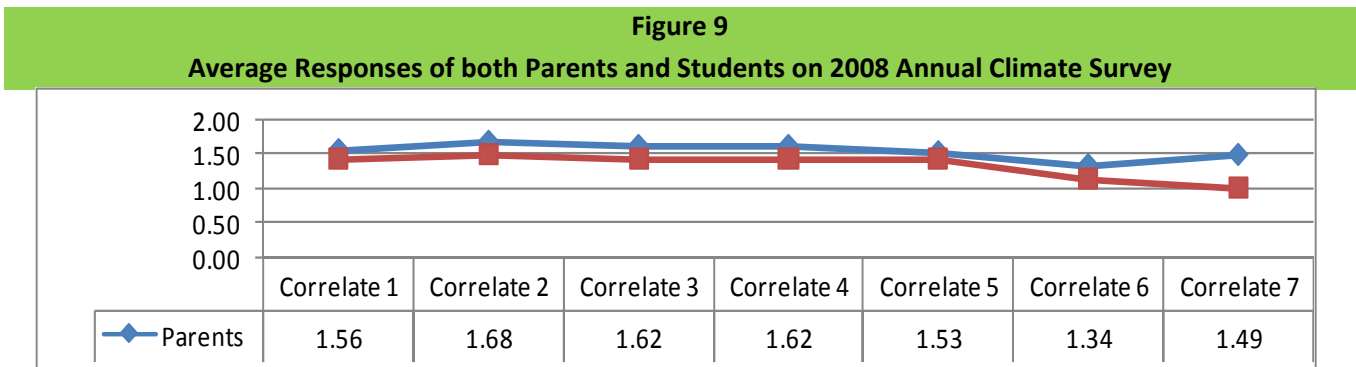
- The average response of parents was 1.0 or higher on 7 (100%) of the effective school correlates on the Annual Climate survey.
- The average response of students was 1.0 or higher on 7 (100%) of the effective school correlates on the Annual Climate Survey.

Performance: 2008-

- o The average response of parents was 1.0 or higher on 7 (100%) of the effective school correlates on the Annual Climate Survey.
- o The average response of students was 1.0 or higher on 7 (100%) of the effective school correlates on the Annual Climate Survey.

Documentation: Annual Climate Survey Results

The average responses of both parents and students on each of the seven annual Climate Survey correlates for 2007-2008 are illustrated below.



Goal 10: The Polk Community College Chain of Lakes Collegiate Charter High School will conduct a thorough self-study in 2008-2009 and host a successful SACS site visit in 2009-2010 as indicated by continued SACS accreditation and through the process of a continuous improvement model. **Performance Met to Date**

Indicator of Progress: Written documentation from the COL will confirm that the self study began 1<sup>st</sup> term, 2007 and will summarize the status of continuous improvement study progress by June 2008.

- Performance: As of June 2008, COL had initiated its self study with deliverables as listed below:
  - i. A list of individual staff members who have assumed leadership responsibilities for each of the seven SACS standards.
  - ii. An action plan to address each standard.
  - iii. A membership list of the COL SACS Steering Committee with parent, student, COL/PCC staff, and business/ community partner representatives.
  - iv. A description of Plan, Do, Check, Act, adopted as the school’s continuous improvement process.

Documentation: COL SACS files.