

Nursing Education Trends Report

DECEMBER 2024

Table of Contents

Introduction	2
Nursing Programs Offered in Florida	2
About the Data	3
Registered Nurse Programs	3
RN Student Slots	4
RN Applications and Admission	4
RN Graduates	7
RN Program Retention/Graduation Rates	7
National Council of State Boards of Nursing Licensing Examination (NCLEX) Pass Rates	8
Licensed Practical Nurse Programs	9
LPN Student Slots	9
LPN Applications and Admission	10
LPN Graduates	11
LPN Program Retention/Graduation Rates	12
LPN National Council of State Boards of Nursing Licensing Examination Pass Rates	12
CIE Registered Nurse Programs	13
CIE RN Student Slots	13
CIE RN Applications and Admission	14
CIE RN Graduates	15
CIE RN Program Retention/Graduation Rates	15
CIE National Council of State Boards of Nursing Licensing Examination (NCLEX) Pass Rates	15
CIE Licensed Practical Nurse Programs	17
CIE LPN Student Slots	17
CIE LPN Applications and Admission	18
CIE LPN Graduates	19
CIE LPN Program Retention/Graduation Rates	19
CIE LPN National Council of State Boards of Nursing Licensing Examination Pass Rates	19
Loan Forgiveness Program	21
LINE and PIPELINE Implementation	22
LINE	22
PIPELINE	22
Next Steps	23

Introduction

Section 14.36, *Florida Statutes*, requires the Reimagining Education and Career Help (REACH) Office to provide information on 10-year trends in pre-licensure nursing education. The Board of Governors of the State University System of Florida (SUS), the Florida Department of Education (DOE), the Commission for Independent Education (CIE), and the Independent Colleges and Universities of Florida (ICUF) collaborated to produce the following information with facilitation from the REACH Office. It is worth noting that while this report provides an historical perspective, the effects of more recent policy initiatives would not yet be captured in the trendlines due to the lag in reported data.

Most of the data shown in this report is self-reported by institutions through surveys administered by their state-level governing and coordinating bodies. The report presents separate data for Licensed Practical Nurse (LPN) and Registered Nurse (RN) programs including numbers of slots, applications, accepted students, accepted students enrolled, graduates, retention/graduation rates, and National Council of State Boards of Nursing Licensing Examination (NCLEX) first-time pass rates. The report also presents four-year data trends for the nursing student loan forgiveness program instituted in section 1009.66, *Florida Statutes*. Finally, the report presents information on implementation of the Linking Industry to Nursing Education (LINE) Fund and the Prepping Institutions, Programs, Employers, and Learners Through Incentives for Nursing Education (PIPELINE) Fund.

Nursing Programs Offered in Florida

As required in section 14.36, *Florida Statutes*, this report presents 10-year data trends in prelicensure nursing education in Florida. There are three levels of nursing programs offered by postsecondary institutions in Florida: Licensed Practical Nurse (LPN), Associate in Science in Nursing (ASN), and Bachelor of Science in Nursing (BSN). Degrees for RN's may be earned at the associate or baccalaureate level. Nursing education may be provided by local school districts, Florida College System (FCS) institutions, CIE institutions, state universities, and ICUF institutions as shown in the chart below.

Number of Programs by Education Sector 2022-23		
	Prelicensure LPN Programs	Prelicensure RN Programs
School Districts	37	-
FCS	15	28
CIE	91	127
ICUF	1	16
SUS	-	10

Nursing education is offered across several stages of a career pathway. Prelicensure nursing education is designed for students interested in the nursing profession but new to the field and not licensed to practice. Bridge programs are designed to upgrade the credentials of licensed practicing nurses from LPN to RN or ASN to BSN, for example. This report comprises data for prelicensure programs only. Bachelor's level nursing programs offered by FCS institutions are not considered prelicensure programs because they

are intended and designed to bridge working ASNs to the bachelor's level, as such, they are excluded from the data in this report.

Nursing programs must be accredited by the Florida Board of Nursing. New programs may operate pending professional accreditation and train nursing students, who, upon graduation, are eligible to take the NCLEX licensure exam. These non-accredited programs must become accredited within five years after the date of enrolling the program's first students.¹ Chapter 2023-39, *Laws of Florida* requires CIE institutions to earn institutional accreditation prior to obtaining approval from CIE to offer prelicensure professional nursing programs (i.e., registered nurse).

About the Data

Most of the data shown in this report is derived from surveys of institutions and school districts, not state-level administrative databases. The REACH Office provided a standardized reporting template to each sector partner to populate with survey data so the REACH Office could compile this report.

The REACH Office recognizes the importance of the legislative charge behind this report and is committed to developing quality data for decision makers. There are, however, some caveats to the interpretation of the trend data in this report involving CIE institutional reporting issues. First, it is important to note that in general, CIE institutions do not participate in state funding, grant, or performance-based incentive programs that would require administrative data reporting. However, Chapter 2023-39, *Laws of Florida*, requires the CIE to create rules requiring stronger reporting of accountability measures, and the CIE's board and leadership have stated their commitment to improving data quality. For last year's report, the CIE undertook a comprehensive re-survey, and the 2022-23 response rate for this year's report of 97% was higher by far than that of previous surveys (e.g., the 2021-22 response rates for CIE RN and LPN programs were 70% and 84% respectively). All programs are now required to report data via a portal maintained by the CIE, and the quality and comprehensiveness of recent data from the CIE now is much higher than that of past years.

While there have been great improvements in response rates, there is a more systemic problem that is challenging to solve. The CIE is still challenged by additional missing data as institutions that closed at any time before the 2021-22 baseline year are not represented in the figures. Consequently, there is an inherent statistical bias that underestimates actual figures for prior years because the historical data of defunct institutions are not being captured. The missing data produces steep increases in the trendlines when, in fact, the increase is probably more gradual.

CIE staff reported that private sector entry into the nursing education market began ramping up within the last decade, thus the general upward trend in the data is likely accurate. Nevertheless, because of the CIE's unique data collection challenges and resulting missing data, CIE data are presented in a separate section of the report.

Registered Nurse Programs

This section of the report analyzes the 10-year trend data in RN (both ASN and BSN levels) education programs for the academic years of 2013-14 through 2022-23. The data include the number of student

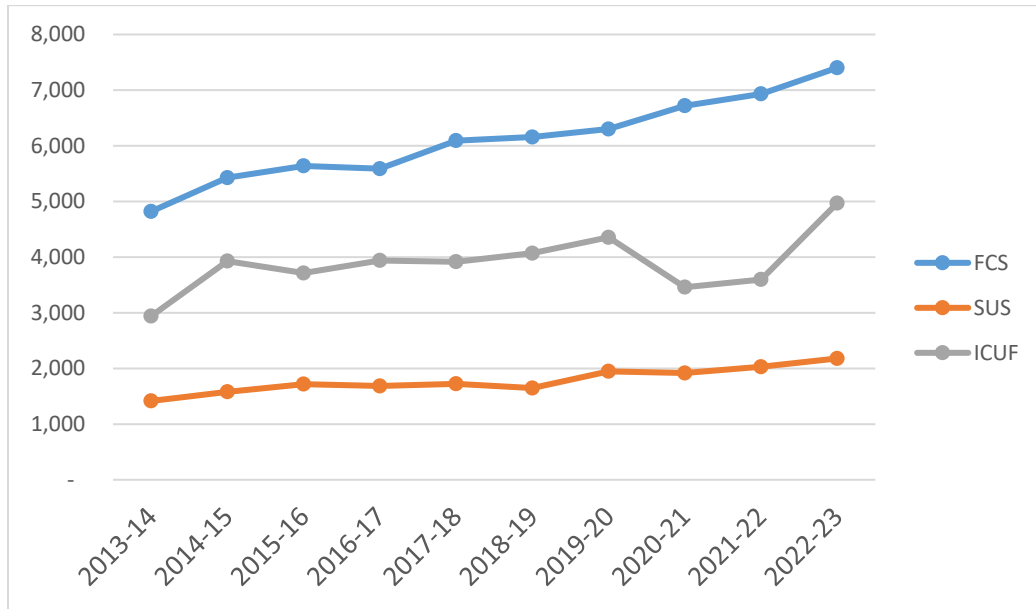
¹ Section 464.019(11), *Florida Statutes*.

slots, application and acceptance data, accepted students enrolled, number of graduates, retention/graduation rates, and licensure exam pass rates.

RN Student Slots

During the review period, the overall number of student nursing slots increased from 9,178 slots to 14,552, an increase of 59%. Exhibit 1 displays the trend for each sector, with SUS and FCS growing by 54% over the ten years and ICUF growing by 69% due to a sharp increase from 3,598 slots in 2021-22 to 4,970 slots in 2022-23.

Exhibit 1: Pre-Licensure Student RN Slots

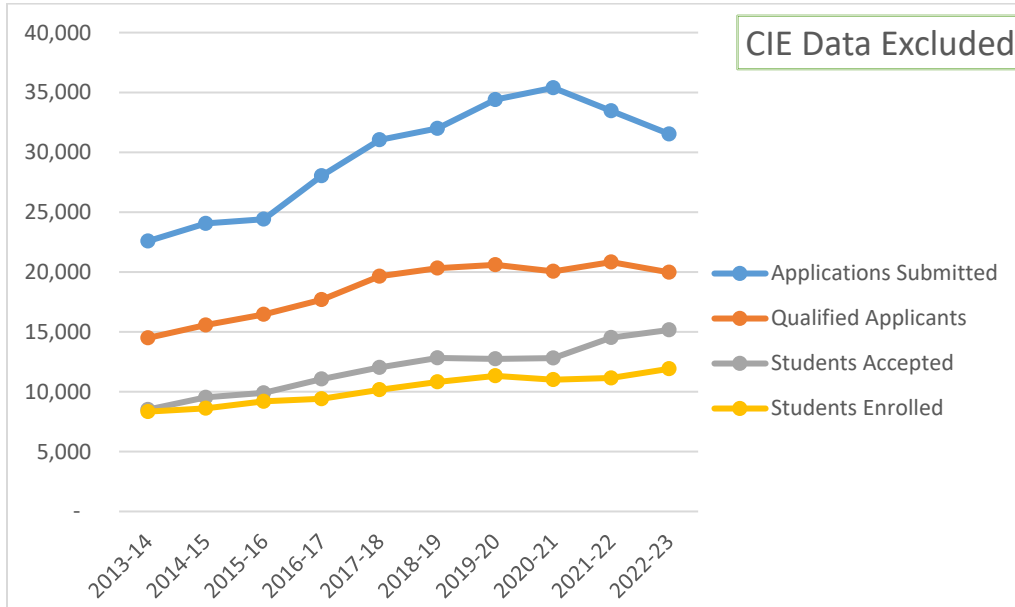


Source: Board of Governors, Florida Department of Education, and Independent Colleges and Universities of Florida.

RN Applications and Admission

As shown in Exhibit 2 on the following page, between 2013-14 and 2022-23 across all postsecondary sectors, the number of RN program applications, qualified applicants, accepted students, and enrollees has increased. The gap between the number of all applicants and students accepted increased by 16% over the ten-year period, and the gap between qualified applicants and students accepted decreased by 20% due mainly to a steady increase in students accepted in the last two years of the time series. The gap between applications submitted and qualified applicants has grown by 43%. Of those qualified applicants, 76% were accepted into nursing programs in 2022-23 compared to 59% in 2013-14. The number of accepted students enrolled is up 43% during the ten-year review period, but the gap between the number of students accepted into a program and the number of students enrolled has grown significantly from 172 in 2013-14 to 3,235 in 2022-23.

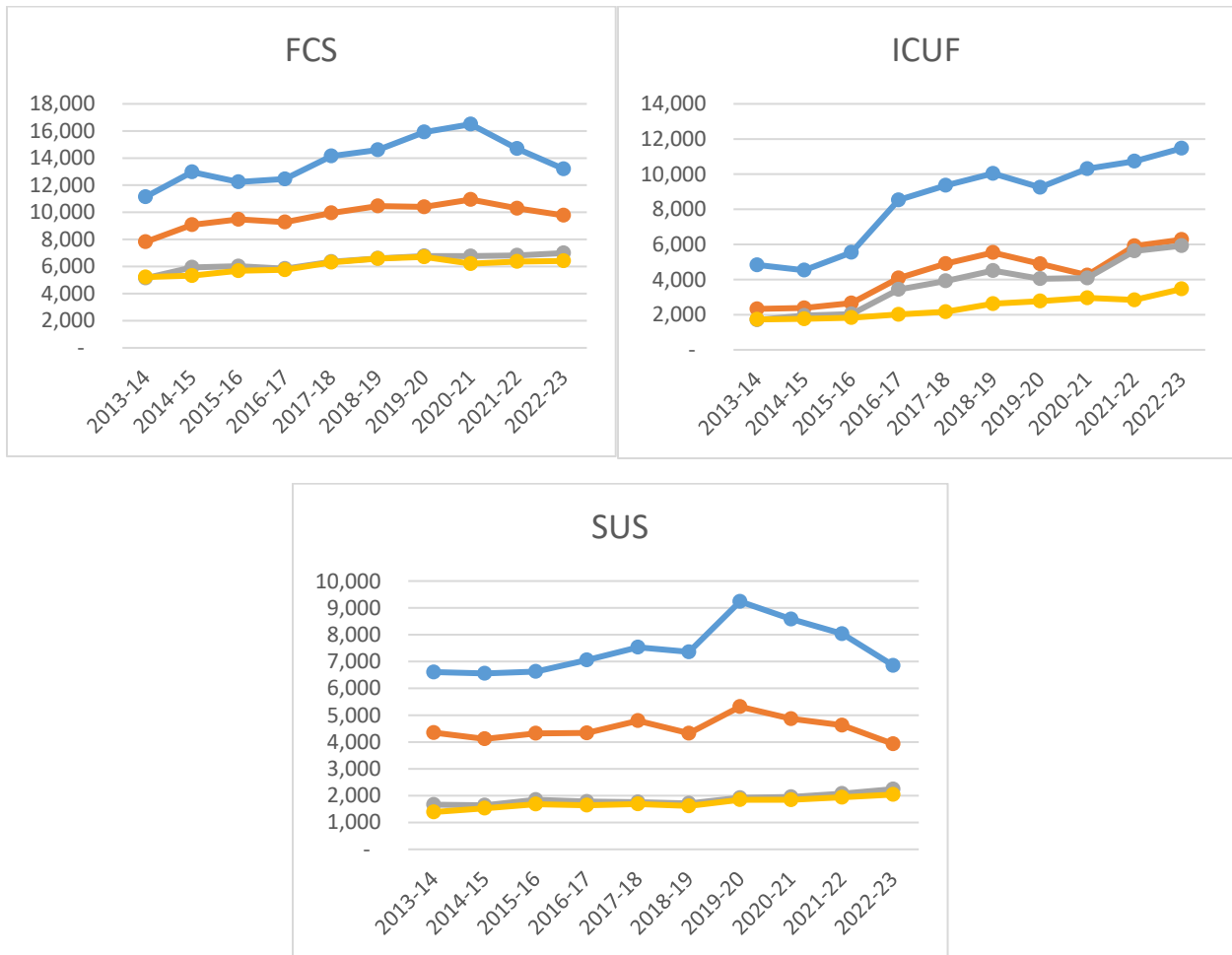
Exhibit 2: RN Program Applications, Qualified Applicants, Accepted Students across All Sectors: *CIE Data Excluded*



Source: Analysis of data from the Board of Governors, Florida Department of Education, and Independent Colleges and Universities of Florida

Exhibit 3 shows these trends by postsecondary education sector. All sectors show large gaps between applications and accepted students, but the gap between applications and accepted students is decreasing in the FCS and SUS sectors as applications have declined and acceptances and enrollments have made steady but modest gains.

Exhibit 3: RN Program Applications (blue), Qualified Applicants (orange), Accepted Students (gray), Enrolled Students (yellow) by Education Sector

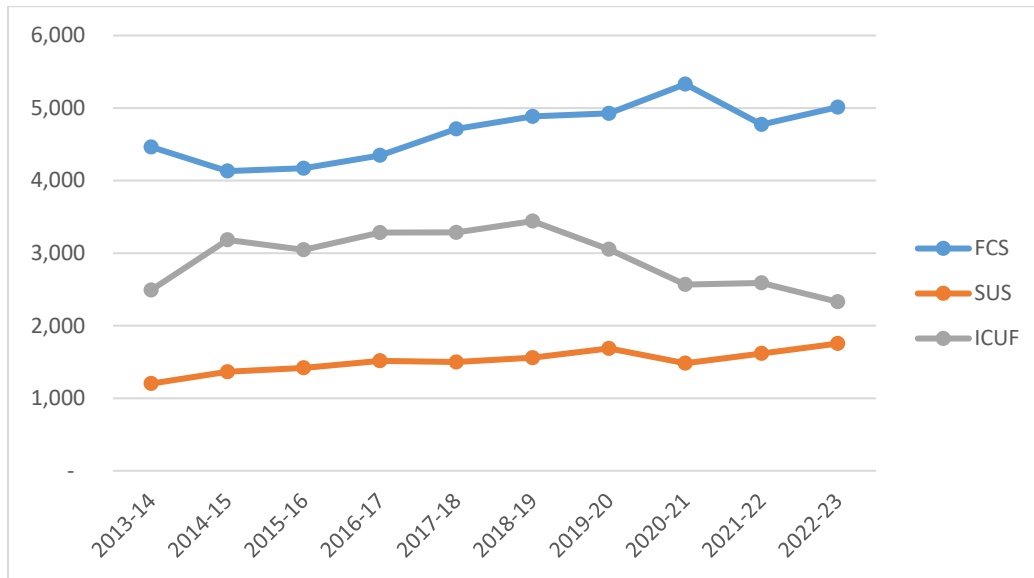


Source: Board of Governors, Florida Department of Education, and Independent Colleges and Universities of Florida.

RN Graduates

Across all education sectors the total number of pre-licensure nursing program graduates increased from 8,157 to 9,095 (11%) between 2013-14 and 2022-23. Exhibit 4 below shows the trends for each postsecondary education sector. ICUF graduates have declined from 2018-19 through 2022-23 and have decreased by 7% over the ten-year time series. The growth of FCS and SUS graduates has been relatively modest over the ten-year period.

Exhibit 4: Pre-licensure RN Program Graduates

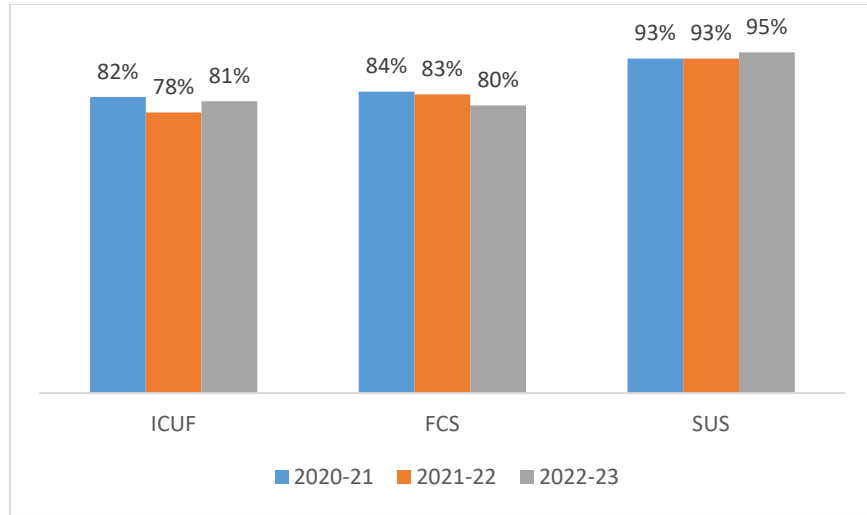


Source: Analysis of data from Board of Governors, Florida Department of Education, and Independent Colleges and Universities of Florida.

RN Program Retention/Graduation Rates

Section 14.36, *Florida Statutes*, requires reporting on program retention rates of students tracked from program entry to graduation. Because of variation in program lengths and when students start programs during their postsecondary career, calculation of this data is challenging. As a solution, the REACH Office, along with staff from each sector, formulated a standardized proxy measure beginning with the 2020-21 program year. The measure calculates the rate of retention or graduation among all enrolled students from the previous year, what percentage either graduated or were continuously enrolled by the summer of the following academic year. Exhibit 5 shows the retention or graduation rates from 2020-21 to 2022-23 for each sector. ICUF and FCS show small declines, and SUS improves slightly over the three-year time series.

Exhibit 5: Retention/Graduation Rates of RN Students

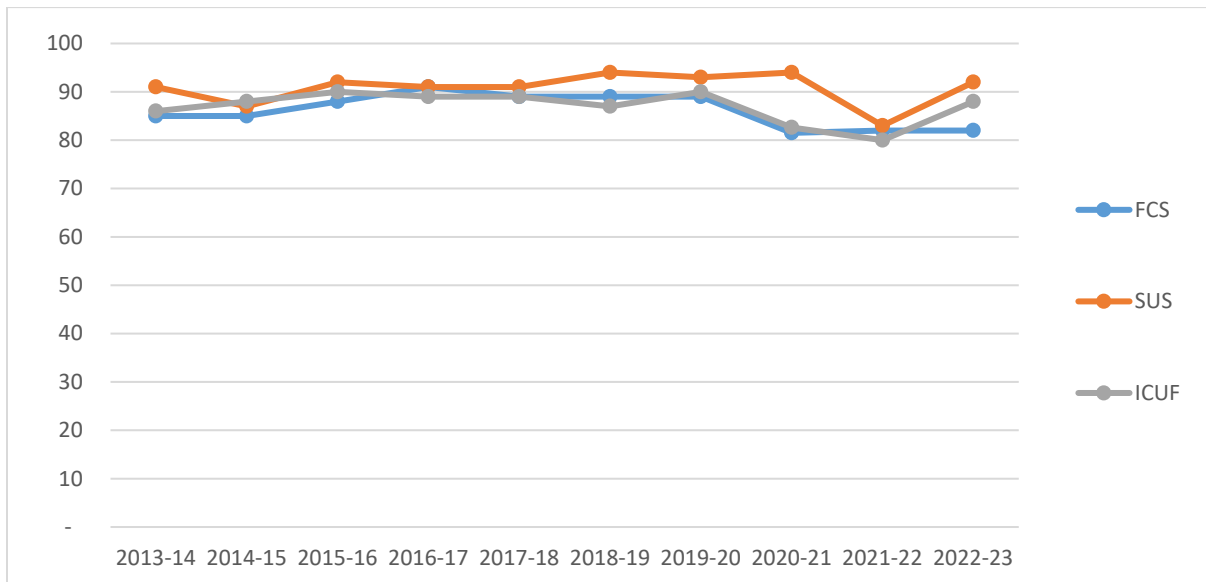


Source: Board of Governors, Florida Department of Education, and Independent Colleges and Universities of Florida.

National Council of State Boards of Nursing Licensing Examination (NCLEX) Pass Rates

Exhibit 6 shows the trend in NCLEX pass rates for each education sector. The NCLEX pass rate among education sectors varied over the 10-year period ranging from 80% to 94% with SUS institutions having the highest pass rates for nine of the ten years. Both SUS and ICUF showed an uptick from 2021-22 to 2022-23.

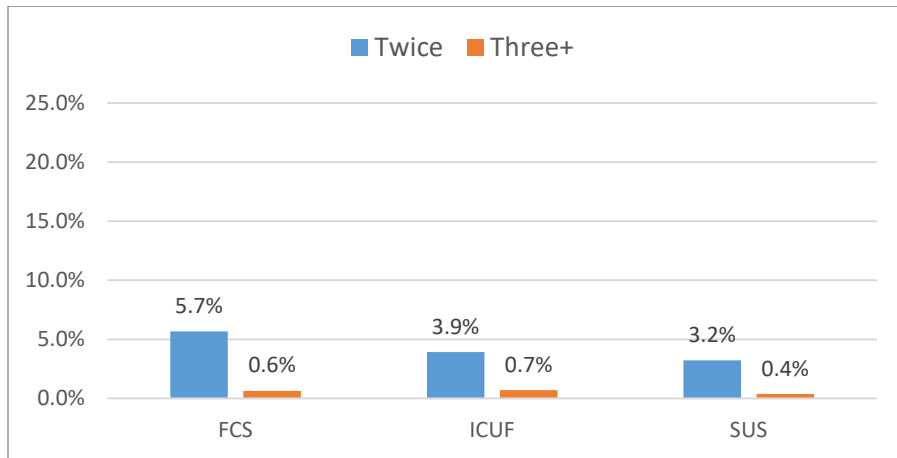
Exhibit 6: RN Program NCLEX Pass Rates



Source: Board of Governors, Florida Department of Education, and Independent Colleges and Universities of Florida.

Among RN students who graduated in 2022-23 and took the NCLEX exam within a year of graduation, most passed on the first attempt, 4.7% took the exam a second time, and 1% took the exam a total of three or more times. Exhibit 7 shows the percentages of 2022-23 graduate test takers who took the exam multiple times by education sector. The retake rates for 2022-23 graduates from all three sectors (FCS 6.3%, ICUF 4.6%, SUS 3.6%) were substantially lower than the retake rates from the previous year (FCS 14.7%, ICUF 13.4%, SUS 12.6%).

Exhibit 7: NCLEX Retakes Among RN Program 2022-23 Graduates



Source: Analysis of data provided by the National Council of State Boards of Nursing.

Licensed Practical Nurse Programs

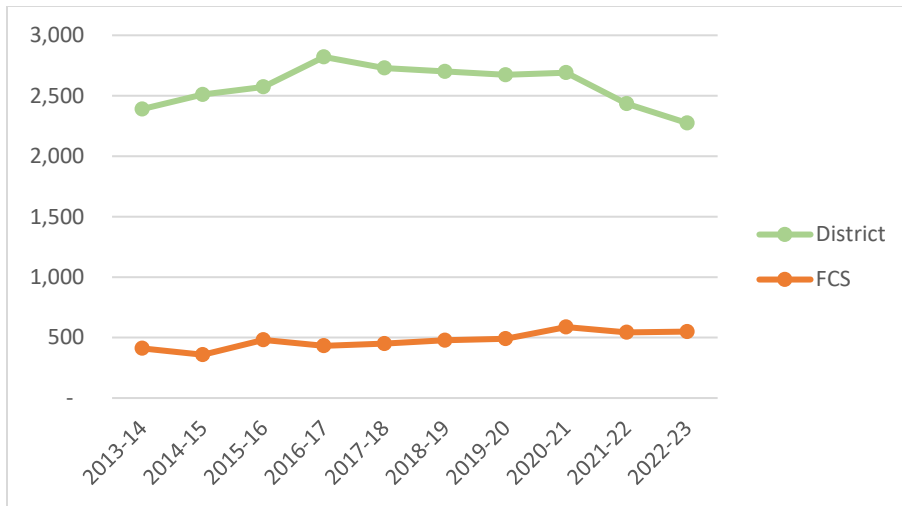
This section of the report analyzes the 10-year trend data in LPN education programs for the academic years of 2013-14 through 2022-23. The data include the number of student slots, application and acceptance data, enrollment, number of graduates, retention/graduation rates, and licensure exam pass rates of school districts and FCS institutions offering LPN programs.

LPN Student Slots

Between 2013-14 and 2022-23, the number of student LPN slots changed little, increasing slightly from 2,801 to 3,054, an increase of 9%.² The number of school district slots has been in decline from 2020-21 through 2022-23, while the number of FCS slots has been relatively stable across the entire ten-year time series. Exhibit 8 displays the ten-year trend for each education sector.

² An ICUF institution, Herzing University, reported an LPN program in 2022-23 with 231 slots, 246 applications, 231 qualified applicants, 164 enrolled, 62 graduates, a 65% retention/graduation rate, and an 88% first-time NCLEX pass rate. Because there is only one year of data for this program and sector, program numbers will be included in statewide figures and visuals, but there are no sector-specific trend visuals for ICUF in this report.

Exhibit 8: Student LPN Slots

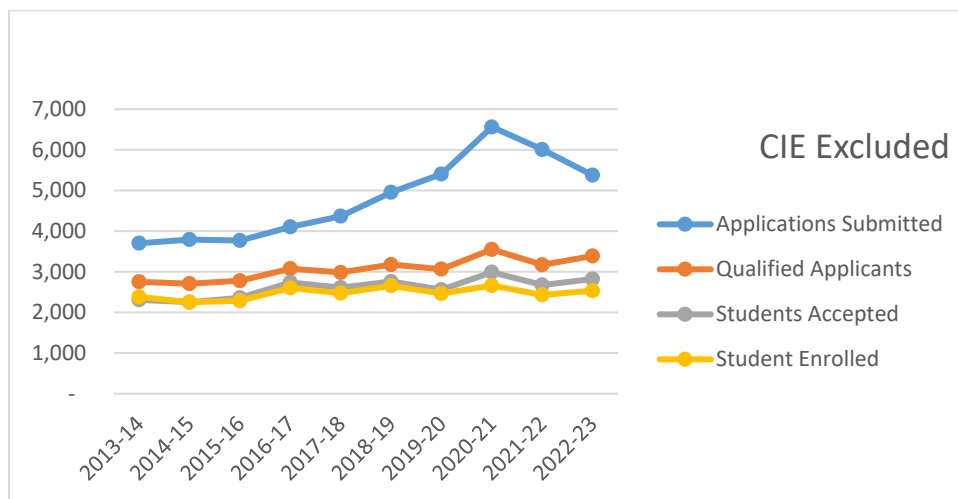


Source: Florida Department of Education.

LPN Applications and Admission

As shown in Exhibit 9, between 2013-14 and 2022-23 across both postsecondary sectors, the number of LPN program applications increased. The gap between the number of applicants and students accepted increased by 83% over the ten-year period, but the gap between qualified applicants and students accepted increased by 27%. The gap between all applications submitted and qualified applicants has grown by 110%. Of those qualified applicants, 83% were accepted into nursing programs in 2022-23, the same acceptance percentage as in 2013-14. The number of accepted students enrolled is up 6% during the review period, and the gap between the number of students accepted into a program and the number of students enrolled has grown from none in 2013-14 to 287 in 2022-23.

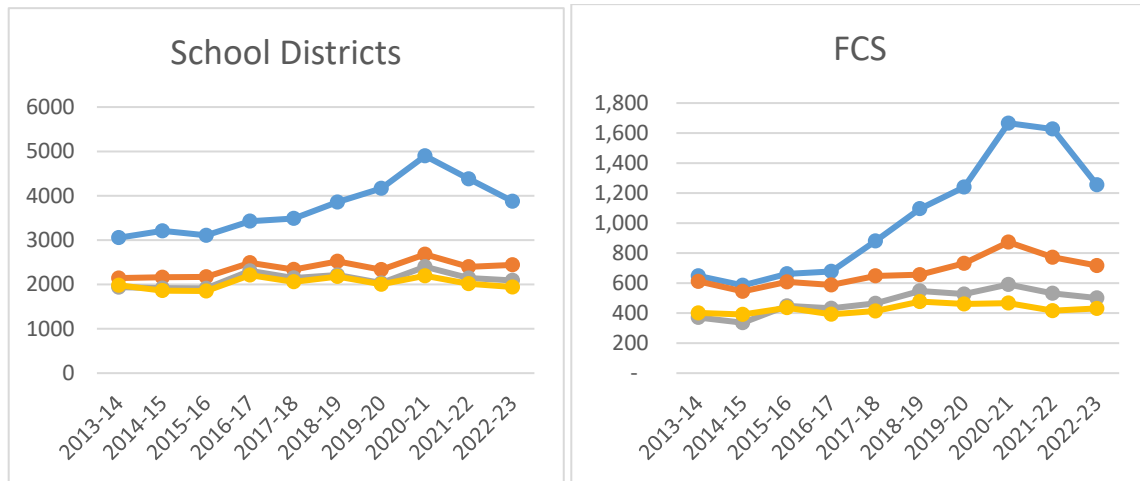
Exhibit 9: LPN Program Applications, Qualified Applicants, Accepted Students, Enrolled Students across All Sectors: CIE Data Excluded



Source: Analysis of data from the Florida Department of Education.

Exhibit 10 shows these trends by postsecondary education sector. Both sectors show large gaps between total applications and accepted students, but the gap between qualified applicants and accepted students is small and relatively stable. Applications peaked in 2020-21 and have been in decline since. However, the numbers of qualified applicants, accepted students, and enrolled students have been relatively stable.

Exhibit 10: LPN Program Applications (blue), Qualified Applicants (orange), Accepted Students (gray), Enrolled Students (yellow) by Education Sector

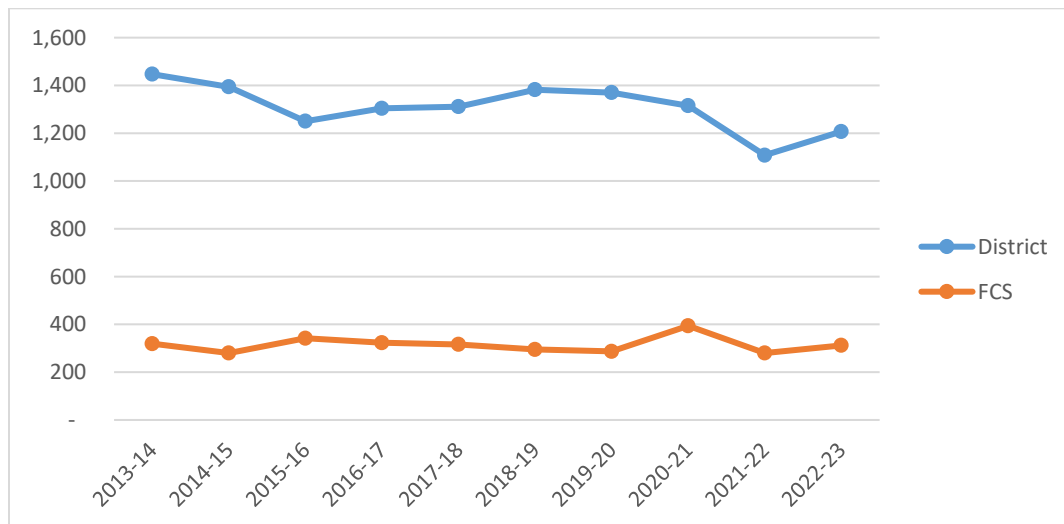


Source: Florida Department of Education.

LPN Graduates

The total number of pre-licensure LPN program graduates decreased from 1,766 to 1,519 (-23%) between 2013-14 and 2022-23. Exhibit 11 below shows the trends for both postsecondary education sectors. Over this timeframe both school districts and FCS institutions saw a decrease in the number of LPN graduates by 17% and 2%, respectively. School districts saw a substantial rebound from 2021-22 to 2022-23 of 9%.

Exhibit 11: LPN Program Graduates

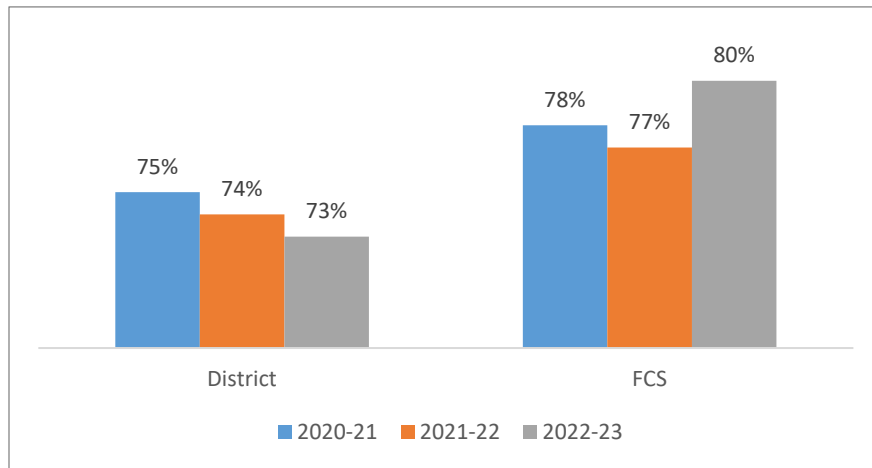


Source: Analysis of data from Florida Department of Education.

LPN Program Retention/Graduation Rates

As shown in Exhibit 12 below, in 2022-23, the retention/graduation rate was 73% for districts and 80% for FCS. District rates have shown a small decline while FCS rates have improved slightly over the three-year series.

Exhibit 12: Retention/Graduation Rates of LPN Students

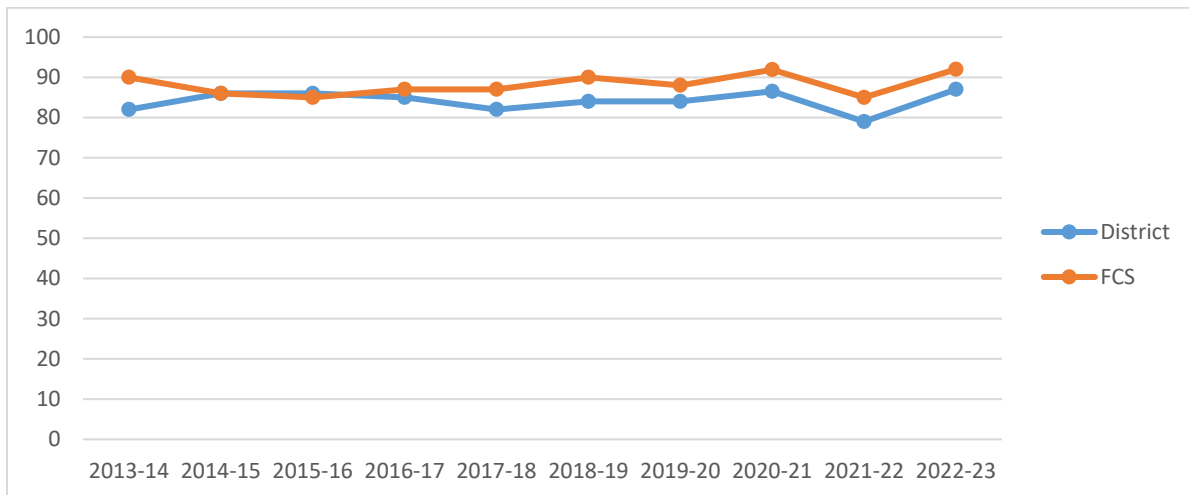


Source: Florida Department of Education.

LPN National Council of State Boards of Nursing Licensing Examination Pass Rates

Exhibit 13 shows the NCLEX pass rate trends for both education sectors. Pass rates ranged from a low of 79% to a high of 92% across sectors. After a decline in 2021-22, pass rates rebounded in 2022-23.

Exhibit 13: LPN Program NCLEX Pass Rates

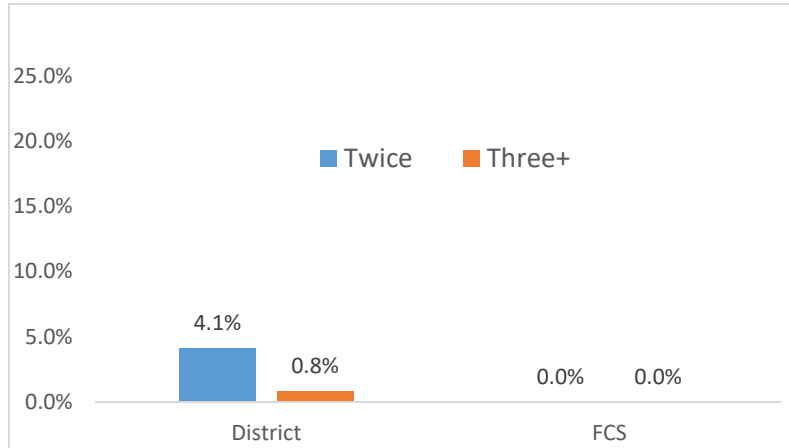


Source: Florida Department of Education.

Among LPN students who graduated in 2022-23 and took the NCLEX exam within a year of graduation, 3.7% took the exam a second time and 0.7% took the exam a total of three or more times. Exhibit 14 shows the percentages of 2022-23 graduate test takers who took the exam multiple times by education sector. Graduates from school district institutions had a higher retake percentage than graduates of FCS

institutions, which had no reported retakes. The percentage of 2022-23 district graduates taking the NCLEX multiple times was 4.9% compared to 8.9% among graduates the previous year. The retake rates for 2022-23 FCS graduates taking the NCLEX multiple times was 0% compared to 1.9% among graduates the previous year.

Exhibit 14: NCLEX Retakes Among LPN Program 2022-23 Graduates



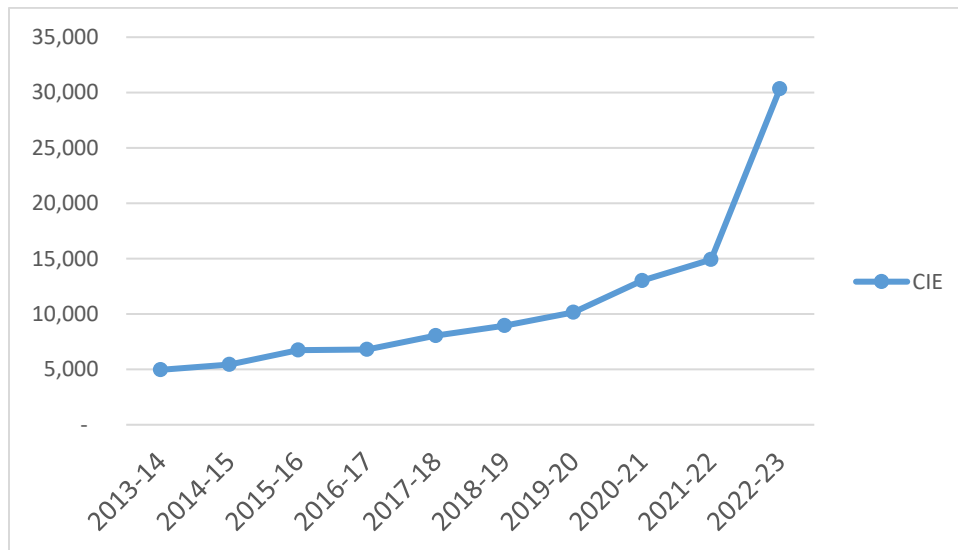
Source: Analysis of data provided by the National Council of State Boards of Nursing.

CIE Registered Nurse Programs

CIE RN Student Slots

As shown in Exhibit 15 below, during the review period, the overall number of CIE student RN slots reported increased from 4,961 slots to 30,340, an increase of 512%. *As noted previously, the rapid growth rate for the CIE sector is overstated due to a greatly improved response rate for 2022-23 and missing data from institutions that closed before the 2024 survey, and this caveat applies to all the CIE data below related to headcounts over the ten-year period.*

Exhibit 15: CIE Pre-Licensure Student RN Slots

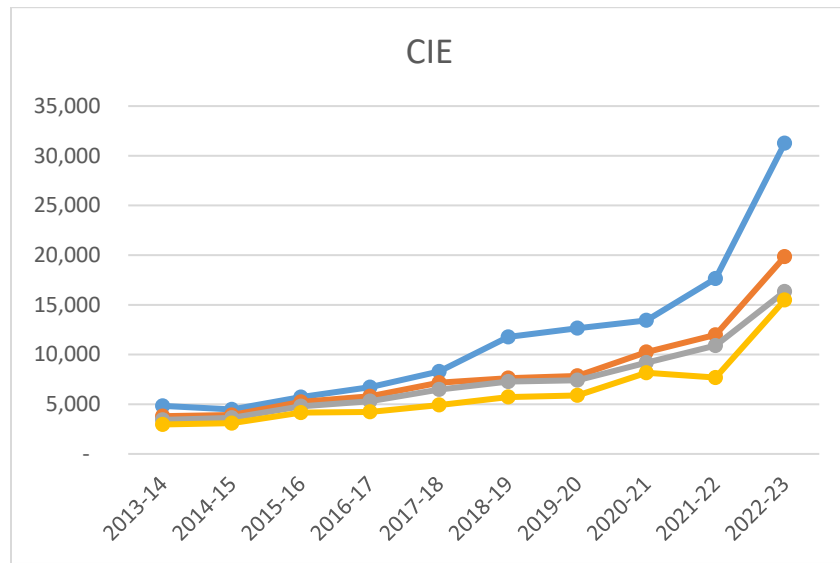


Source: Florida Department of Education.

CIE RN Applications and Admission

As shown in Exhibit 16 below, between 2013-14 and 2022-23, the number of reported CIE RN program applications, qualified applicants, accepted students, and accepted students enrolled has increased. Because of the previously mentioned data challenges for CIE, the truest measure of nursing education in the for-profit private sector is the most recent year, 2022-23, which is based on a 97% response rate through CIE's data portal. In that year, the gap between the number of all applications and students accepted was 14,931. The gap between qualified applicants and students accepted was 3,506. The gap between applications submitted and qualified applicants was 11,425. Of those qualified applicants, 82% were accepted into nursing programs. Of accepted students, 95% enrolled.

Exhibit 16: CIE RN Program Applications (blue), Qualified Applicants (orange), Accepted Students (gray), Enrolled Students (yellow)

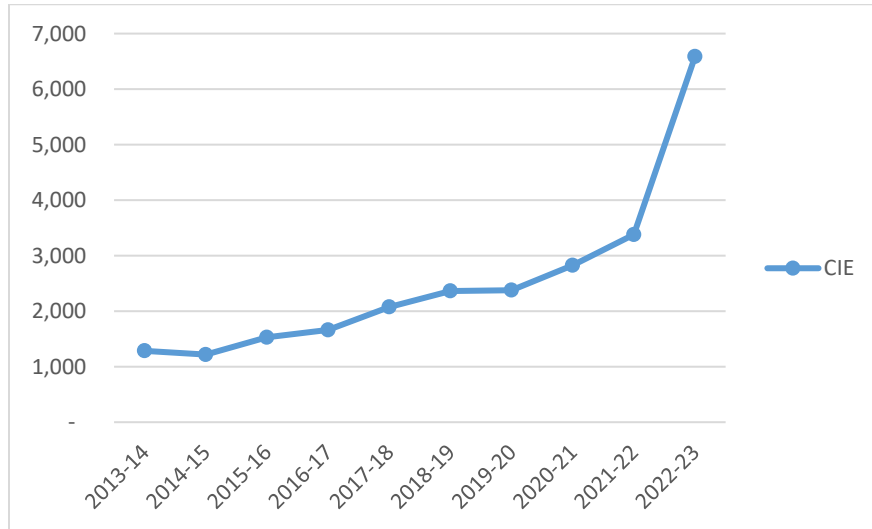


Source: Florida Department of Education.

CIE RN Graduates

The total number of CIE pre-licensure nursing program graduates in 2022-23 was 6,587. Exhibit 17 below shows the ten-year trend.

Exhibit 17: CIE Pre-licensure RN Program Graduates

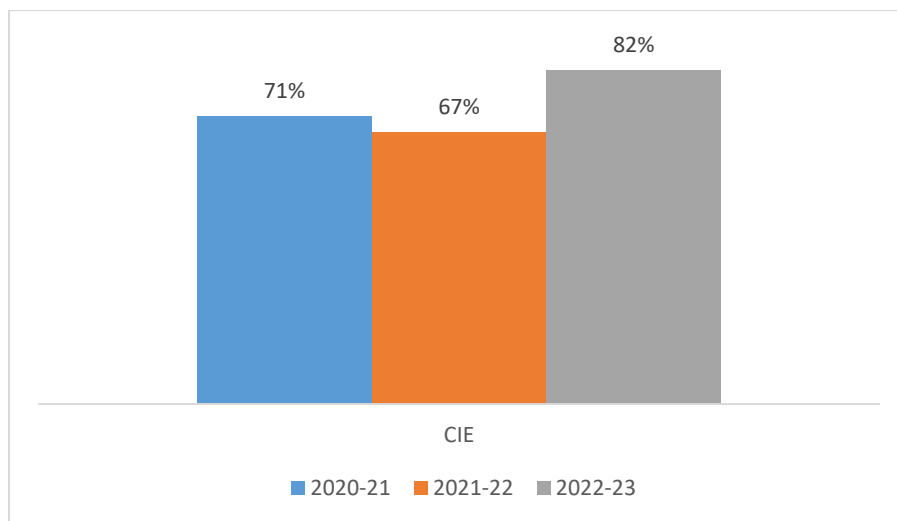


Source: Analysis of data from Florida Department of Education.

CIE RN Program Retention/Graduation Rates

Exhibit 18 shows the three-year retention or graduation rate trend for CIE. There was an increase from 71% in 2020-21 to 82% in 2022-23.

Exhibit 18: CIE Retention/Graduation Rates of RN Students



Source: Florida Department of Education.

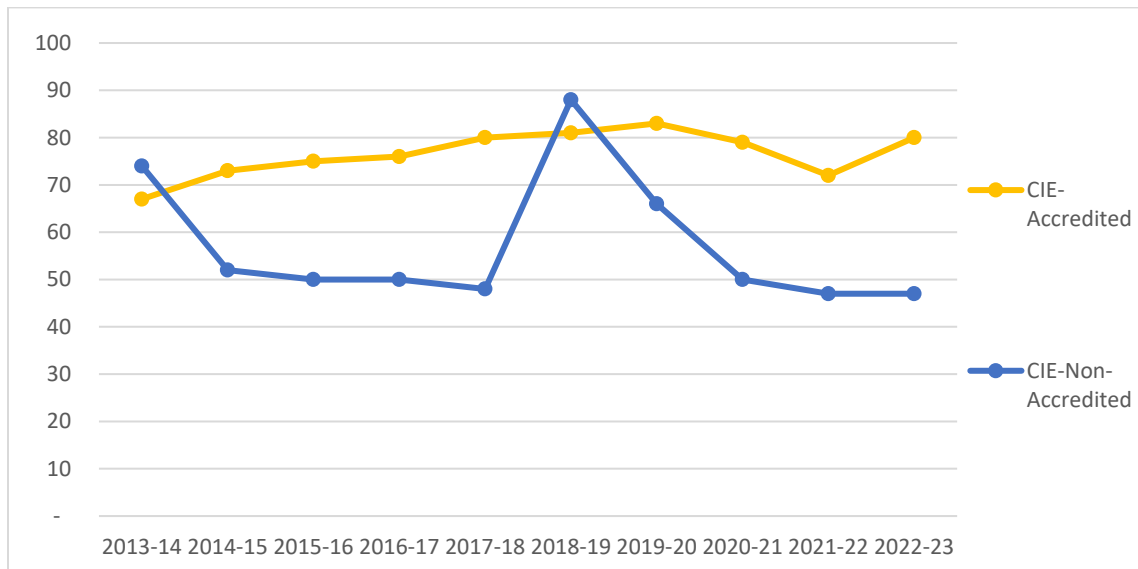
CIE National Council of State Boards of Nursing Licensing Examination (NCLEX) Pass Rates

Exhibit 19 shows the trend in NCLEX pass rates for CIE programs, which are sub-divided into two groups: those with professional program accreditation and those pending professional accreditation.

Pass rates for non-accredited CIE programs were volatile, ranging from 88% to 47% with a predominately downward trend. The volatility may be attributed to the relatively low number and wide range of reported tests for non-accredited programs. For the ten-year period, the number of total reported tests for non-accredited programs ranged from 43 in 2013-14 to 722 in 2022-23. In contrast, the number of reported tests for accredited CIE programs ranged from 1,199 in 2012-13 to 5,782 in 2022-23.

Despite the volatility and relatively low numbers of tests reported by non-accredited programs, the data suggests that overall, the test scores of non-accredited CIE programs lag those of accredited programs. For the reasons described above, readers should use caution when interpreting the data from the non-accredited programs.

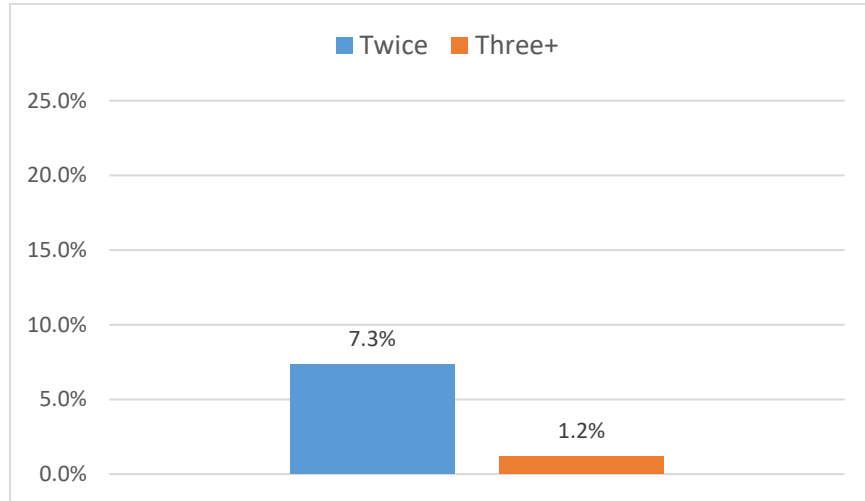
Exhibit 19: CIE RN Program NCLEX Pass Rates



Source: Florida Department of Education.

As shown in Exhibit 20, among CIE RN students who graduated in 2022-23 and took the NCLEX exam within a year of graduation, most passed on the first attempt, 7.3% took the exam a second time, and 1.2% took the exam a total of three or more times. The retake rate for 2022-23 graduates was substantially lower (8.5%) than the rate from the previous year (18.6%).

Exhibit 20: CIE NCLEX Retakes Among RN Program 2022-23 Graduates



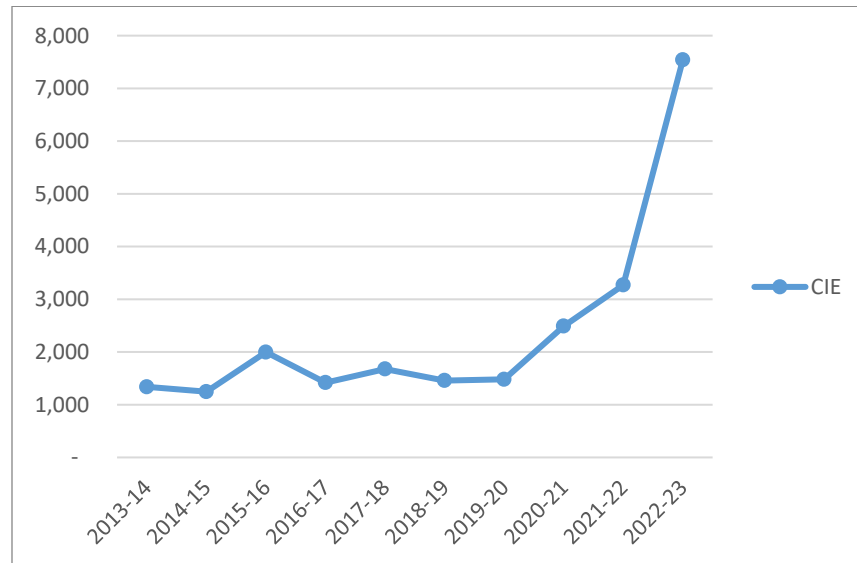
Source: Analysis of data provided by the National Council of State Boards of Nursing.

CIE Licensed Practical Nurse Programs

CIE LPN Student Slots

In 2022-23, CIE institutions reported 7,540 LPN student slots. Exhibit 21 displays the ten-year trend.

Exhibit 21: CIE Student LPN Slots

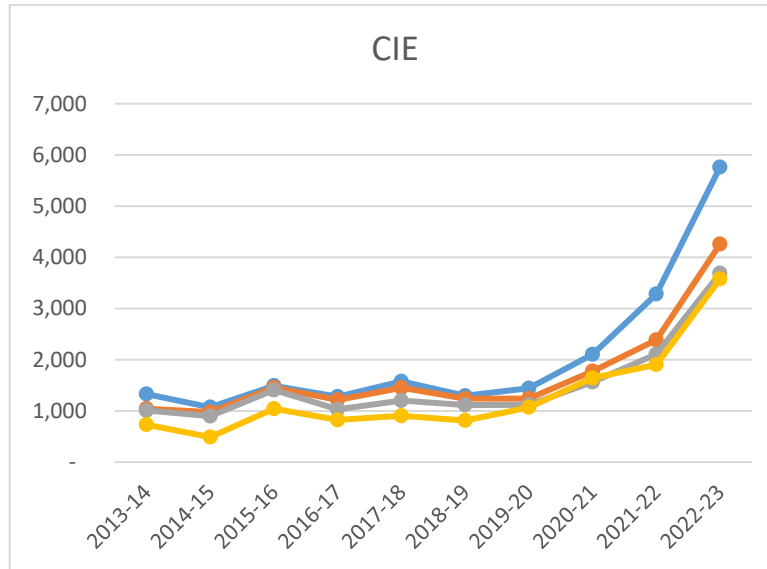


Source: Florida Department of Education.

CIE LPN Applications and Admission

As shown in Exhibit 22, below, between 2013-14 and 2022-23, the number of CIE LPN program applications, acceptances, and enrollments increased greatly. In 2022-23, the gap between the number of all applications and students accepted was 2,073. The gap between qualified applicants and students accepted was 569. The gap between applications submitted and qualified applicants was 1,504. Of those qualified applicants, 87% were accepted into nursing programs. Of accepted students, 97% enrolled.

Exhibit 22: CIE LPN Program Applications (blue), Qualified Applicants (orange), Accepted Students (gray), Enrolled Students (yellow)

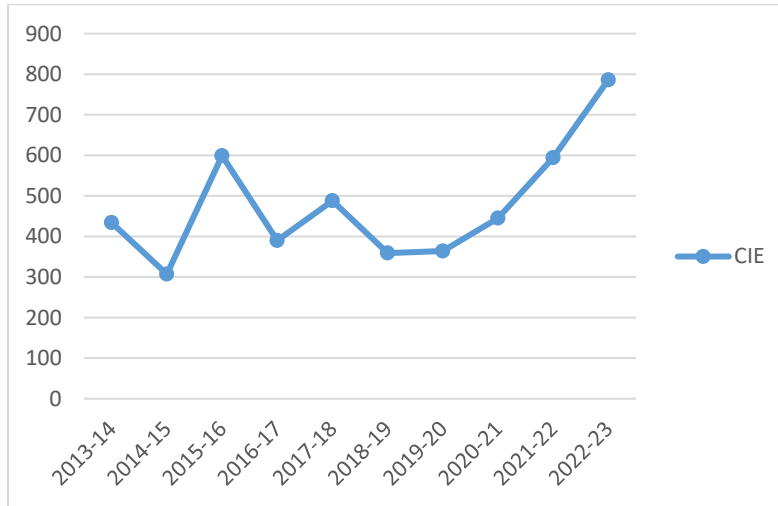


Source: Florida Department of Education.

CIE LPN Graduates

The total number of pre-licensure CIE LPN program graduates reported in 2022-23 was 1,183. Exhibit 23 below shows the ten-year trend.

Exhibit 23: CIE LPN Program Graduates

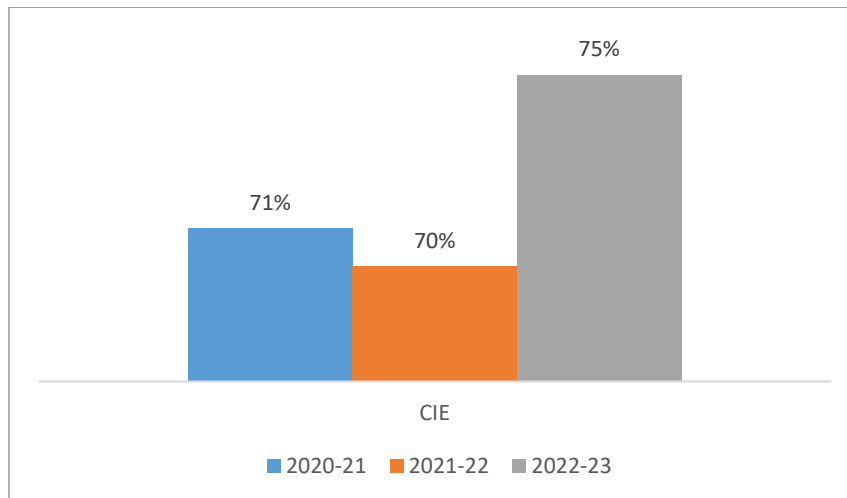


Source: Analysis of data from Florida Department of Education.

CIE LPN Program Retention/Graduation Rates

As shown in Exhibit 24 below, there was an increase in the CIE retention/graduation rate from 71% in 2020-21 to 75% in 2022-23.

Exhibit 24: CIE Retention/Graduation Rates of LPN Students



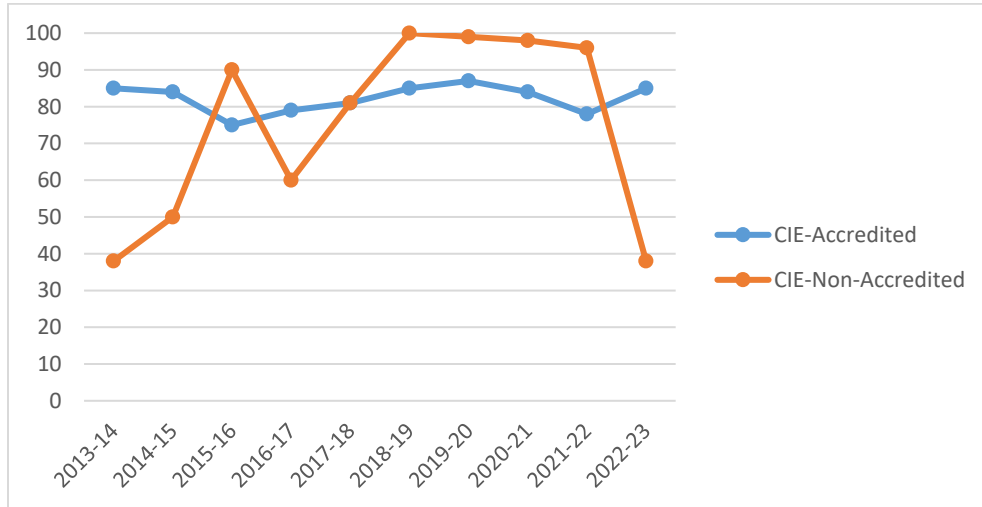
Source: Florida Department of Education.

CIE LPN National Council of State Boards of Nursing Licensing Examination Pass Rates

Exhibit 25 shows the NCLEX pass rate trends for the CIE sector, disaggregating the rates of accredited and non-accredited programs. As seen in the RN NCLEX pass rates, the rates for non-accredited CIE programs are volatile across the time series. This could be attributed to the variation in the annual number of tests

reported throughout the ten-year period, which ranged from 5 to 373. By comparison, the number of administered tests annually ranged from 301 to 739 among accredited programs. There is a clear upward trend in the data of non-accredited CIE programs, but there is a steep drop in 2022-23. Since this final year in the series constitutes the most complete data based on a 97% survey response rate, the 38% pass rate that year may be a truer representation of non-accredited program performance. Conversely, accredited programs reported a pass rate of 85% in 2022-23, and rates ranged from 75% to 87% across the entire ten-year period.

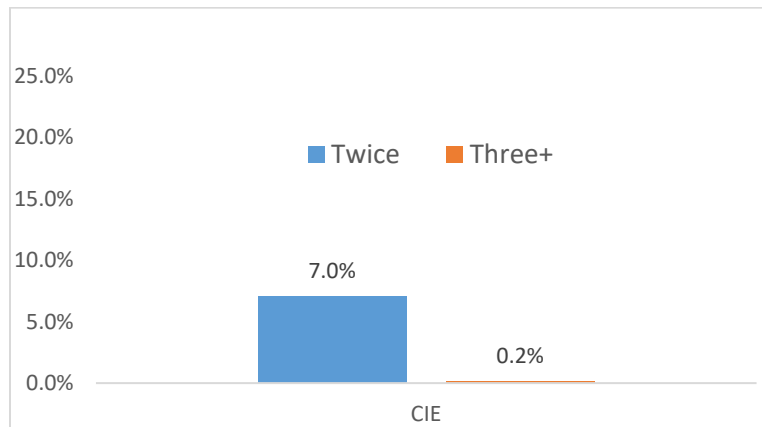
Exhibit 25: CIE LPN Program NCLEX Pass Rates



Source: Florida Department of Education.

As shown in Exhibit 26, among CIE LPN students who graduated in 2022-23 and took the NCLEX exam within a year of graduation, 7% took the exam a second time and 0.2% took the exam a total of three or more times.

Exhibit 26: NCLEX Retakes Among CIE LPN Program 2022-23 Graduates



Source: Analysis of data provided by the National Council of State Boards of Nursing.

Loan Forgiveness Program

The nursing student loan forgiveness program was established in section 1009.66, *Florida Statutes*, allows the Florida DOE to repay loan principal of up to \$4,000 a year for up to four years for selected graduates of accredited or approved nursing programs, subject to legislative appropriation. In 2023, a total of 290 graduates received a total of \$1,038,701, which averages to \$3,582 per graduate. Of these graduates across all nursing programs, 216 were from bachelor’s level RN programs. On average, across all four years, graduates receiving support were with the same employer for 7.37 years. Exhibit 27 below summarizes annual repayment details from the last four years.

Exhibit 27: Nursing Loan Forgiveness Repayment Data, 2020-21 – 2023-24

Loan Repayment Detail	2020-21	2021-22	2022-23	2023-24
Graduates Receiving Payments (All Credential Levels)	401	322	296	290
Bachelor’s in Nursing	319	242	217	216
Associate in Nursing	64	64	70	69
Licensed Practical Nurse	16	15	9	5
Not Reported	2	1	0	0
Average Years with Employer	7.3	7.6	7.9	6.72
Total Amount Paid	\$1,221,588.51	\$1,200,895.54	\$1,134,215.20	\$1,038,700.84
Average Amount Paid	\$3,046.36	\$3,729.49	\$3831.81	\$3,581.73

Source: Analysis of data provided by the Florida Department of Education.

As shown in Exhibit 28, most of the graduates receiving loan repayment assistance over the last four years were employed at teaching hospitals.

Exhibit 28: Nursing Loan Forgiveness Program Employers, 2020-21 – 2023-24

Employer Type	2020-21	2021-22	2022-23	2023-24
Teaching Hospital	311	250	224	222
Public School	15	19	18	11
Community Health Center	18	16	13	10
County Health Department	25	16	17	23
State Medical Facility	15	15	11	5
Hospital for Children	14	5	8	11
Family Practice Teaching Hospital	3	1	5	8
Total	401	322	296	290

Source: Analysis of data provided by the Florida Department of Education.

LINE and PIPELINE Implementation³

LINE

The LINE Fund was established in section 1009.8962, *Florida Statutes*, provides matching funds, on a dollar-to-dollar basis, to participating agencies that partner with health care providers. Funding was originally provided for in Fiscal Year (FY) 2022-23 at \$19 million. In FY 2023-24, \$19 million was appropriated, and awards were issued to 24 institutions (16 FCS institutions and 8 ICUF institutions).

The 2024-2025 General Appropriations Act provided an additional \$5 million, for a total appropriation of \$24 million in LINE funding for the following eligible institutions:

- Florida College System institutions
- School district postsecondary technical career centers
- Charter technical career centers
- Accredited independent nonprofit colleges or universities located and chartered in Florida.

In addition, the State University System was provided \$6 million in LINE funding for FY 2022-23 and FY 2023-24. For FY 2023-24, the Board of Governors received 30 funding proposals from 9 institutions totaling approximately \$6 million. All eligible applicants must meet performance metrics set forth in statute, including:

- For a certified nursing assistant (CNA) program, data supporting a completion rate of at least 70% for the prior year.
- For a licensed practical nurse, associate of science in nursing, and Bachelor of Science in nursing program (pre-licensure), data supporting a first-time passage rate on the NCLEX of at least 75% for the prior year, based on a minimum of ten (10) testing participants.

Funds may be used to award scholarships to students who meet the residency for tuition purposes requirements, recruit additional faculty, purchase equipment, and support simulation centers to advance high-quality nursing education programs throughout the state. Funds may not be used for the construction of new buildings.

PIPELINE

The PIPELINE program, instituted in section 1009.897, *Florida Statutes*, provides for performance funds, subject to appropriation, based upon the following:

- The number of nursing education program completers, by program.
- The first-time National Council of State Boards of Nursing Licensing Examination (NCLEX) passage rate of the institution's nursing education program completers, by program.
- Excellence among nursing education programs with an average first-time NCLEX passage rate above the national average.

Florida College System institutions, school district postsecondary technical career centers, charter technical career centers, and state universities are eligible to receive funds. For FY 2023-24, \$20 million

³ Source: <https://www.fldoe.org/academics/career-adult-edu/funding-opportunities/>. Up-to-date information on DOE-administered funding is available at this site.

was provided to eligible district programs, \$40 million for FCS institutions, and \$40 million for SUS institutions.

The 2024 General Appropriations Act provided the following FY 2024-25 allocations to school districts, FCS institutions, and state universities:

- \$20 million in funds to 37 technical colleges or district postsecondary sites in 28 districts which offer licensed practical nursing programs based upon FY 2022-23 completion data and 2022 licensure data.
- \$40 million in funds to all 28 FCS institutions based upon FY 2022-23 completion data and 2022 licensure data.
- \$40 million in funds to 10 state universities.

Next Steps

This is the third annual report on 10-year trends in nursing education in Florida. During this time, several trends have emerged that deserve attention. Over the next year, the REACH Office will work with its education partners to better understand the growing gap between qualified and unqualified nursing applicants and the gap between the number of students accepted into nursing programs versus those enrolled. In addition to these gaps, it will be important to understand the relatively flat 10-year trendline in LPN enrollments. Given the state's growing need for healthcare workers, especially in nursing, it is imperative that the state identify what is standing in the way of producing the workforce needed.

Data quality continues to be of great importance in the development of this report. While the REACH Office has already seen improvements in the data reported by the CIE sector, it will continue to monitor implementation of reforms in the CIE sector that should continue to improve program quality and outcomes.

Lastly, due to reporting requirements in statute, this report does not align with the reporting timeline for the Florida Center of Nursing. As such, as nursing supply data from the Florida Center for Nursing becomes available, the REACH Office will amend this report as necessary.